

# CLIMB TO BE CHAMPIONS



COMMITMENT | LITTLE THINGS | INTENSITY |  
MENTAL TOUGHNESS | BROTHERHOOD

<sup>2018</sup>  
ROCHESTER  
FOOTBALL

# PULL AWAY FROM CAMPUS IN STYLE



## GET A \$750 REBATE

On select new models when you finance or lease at Vanderstyne Toyota. Plus, there are no payments for 90 days on select finance programs. We want to help with that graduation road trip

Get all the details at [Vanderstynetoyota.com](http://Vanderstynetoyota.com) or talk to Jay Jay (UR '09)



VANDERSTYNE  
TOYOTA

*We Want to Move You.*

# What's Inside

## The Program

The University.....	3
University Administrators.....	5
Executive Director of Athletics George VanderZwaag.....	6
Head Coach Chad Martinovich.....	8
Assistant Coaches.....	9
2018 Players.....	12-13
2018 Roster.....	14
2018 Team Photo.....	44

## 2018 Opponents

Case Western Reserve University.....	16
Carnegie Mellon University.....	16
Alfred State College.....	16
Emory & Henry College.....	16
St. Lawrence University.....	18
Hobart College.....	18
Ithaca College.....	18
Rensselaer Polytechnic Institute.....	21
Union College.....	21
Alfred University.....	21

## The History

Year-by-Year Scores.....	24-29
All-Americans.....	30
Against All Opponents.....	30
Single Game Records.....	31
Single Season Records.....	32-33
Coaching Records.....	33
Career Records.....	35-39

## Miscellaneous

Why Rochester?.....	10-11
Liberty League Composite Schedule.....	15
Edwin Fauver Stadium.....	22
History of the Yellowjacket.....	22
Athletics and Recreation Staff.....	40
Brian F. Prince Athletic Complex.....	43

## ROCHESTER R YELLOWJACKETS

## Follow Us on the Air And Over the Internet



Rochester fans can hear every play this season over WYSL Radio, 92.1FM/1040 AM. J.C. DeLass provides the play-by-play both at home and on the road. You can follow the action over the web at [www.wysl1040.com](http://www.wysl1040.com).



# Rochester Facts 2018 Schedule

**Founded:** 1850  
**Undergraduate Enrollment:** 6,250  
**Nickname:** Yellowjackets  
**Colors:** Blue and Yellow  
**Home Field:** Edwin Fauver Stadium  
**Seating Capacity:** 5,111  
**Playing Surface:** FieldTurf  
**Affiliations:** NCAA Division III  
**Conference:** Liberty League  
**Liberty League:** Bard College, Clarkson University, Hobart/William Smith Colleges, Ithaca College, Rensselaer Polytechnic Institute, Rochester Institute of Technology, University of Rochester, Skidmore College, St. Lawrence University, Union College, Vassar College.



## UNIVERSITY ADMINISTRATORS

**Richard Feldman**  
President  
**Robert Clark**  
Provost  
**Jeffrey Runner**  
Dean of the College  
**Donald Hall**  
Dean of the Faculty

## ATHLETIC STAFF

**George VanderZwaag**  
Executive Director of Athletics  
**Jane Possee**  
Associate Director, Recreation/Wellness  
**Terry Gurnett**  
Associate Director, Advancement  
**Kris Shanley**  
Associate Director, Facilities/SWA  
**Julie Piccirillo**  
Administrative Business & Operations Manager  
**Rachel Hains**  
Assistant Director, Business Operations  
**Jacob Lees**  
Assistant Director  
**Eric Rozen**  
Head Athletic Trainer  
**Dennis O'Donnell**  
Director of Athletic Communications  
**Dan Provenzano**  
Equipment Supervisor

## September

1	at Case Western Reserve	7 pm
8	CARNEGIE MELLON	12 pm
15	at Alfred State	1 pm
22	EMORY & HENRY	12 pm

## October

6	ST. LAWRENCE** (M)	1 pm
13	at Hobart** (C)	12 pm
20	at Ithaca**	1 pm
27	RENSSELAER**	12 pm

## November

3	at Union**	1 pm
10	ALFRED	12 pm

\*\* - Liberty League games

(M) - Meliora Weekend

(C) - Centennial Cup

## KEY PROGRAM INFORMATION

**Athletics Phone:** (585) 275-4301

**SID Phone:** (585) 275-5955

**FAX:** (585) 461-5081

**Website:** [www.uofrathletics.com](http://www.uofrathletics.com)

**Facebook/Twitter/Instagram:** @uofrathletics

**Radio Broadcast:** WYSL, 92.1 FM/1040 AM

**Game Video:** [www.uofrathletics.com/watch](http://www.uofrathletics.com/watch)  
(home games only)

### Credits...

The 2018 University of Rochester Football Program was written and edited by **Dennis O'Donnell**, Director of Athletic Communications and **Scott Sabocheck**, Assistant Director of Athletic Communications. Senior Advertising Representative **Dan Wesley**; Cover design by **Scott Sabocheck**. Photography by **Susan Kost**, **Kevin Rivoli**, **Chris Landon**, **Jamie Germano**, **Elizabeth Lamark**, **Shannon Taggart**, **Richard Baker**, **Jeffrey Levy '08**, and **Adam Fenster**. Printed by **Conolly Printing**.

The background of the advertisement is a photograph of a cozy living area. In the foreground, a round, light-colored stone fire pit contains a fire burning over blue and gold decorative stones. To the right of the fire pit, two wine glasses filled with white wine sit on a matching stone surface. In the background, a Christmas tree is visible, decorated with lights and ornaments, creating a warm and inviting atmosphere.

**STAYBRIDGE**  
S U I T E S  
AN IHG® HOTEL

**Book Your Reservations Today!**

**University of Rochester Friends & Family Discount**

**Book Online: [www.UofRHotel.com](http://www.UofRHotel.com)**

University Rooms Coordinator: Gus Jausen-Woodruff

Call or Text: 585-905-7747


Email: [Gustavo.Jausen@IHG.com](mailto:Gustavo.Jausen@IHG.com)

1000 Genesee Street

Rochester, NY 14611

Reservations: 1-877-238-8889

# LEARN, DISCOVER, HEAL, CREATE— AND MAKE THE WORLD EVER BETTER



Among America's top-tier research universities, Rochester stands apart with its innovative curriculum, allowing students the freedom to explore interests and research across disciplines while learning from tenure-track faculty.

Undergraduates may also take courses in the university's professional schools of medicine, music, nursing, education, and business. The share of students who go on to pursue graduate degrees is among the nation's highest.

At Rochester we follow many passions, in and out of the classroom. There are more than 275 student organizations and a Division III athletics program, including a perennially top-ranked men's squash team, as well as club and intramural sports.




We are committed to working with families to enable all qualified students to attend, regardless of financial circumstances. Merit scholarships are awarded to students who demonstrate academic achievement and potential.


LEARN MORE AT [ROCHESTER.EDU](http://ROCHESTER.EDU).



UNIVERSITY of  
ROCHESTER



# Proud to Support the University of Rochester Yellowjackets!



## A 130-year-old can be tech-savvy, too.

**Canandaigua National Bank & Trust's legacy dates back to 1887, but our technology is on point.** We have a long history of meeting the needs of our customers—and today, that means providing smart solutions for convenient banking.

With CNB, you can tap to pay with your preferred mobile wallet app. Manage and secure your CNB Debit Mastercard® with CardValet®. Use online, mobile app, or text banking to get balance information, transfer funds, and view your transaction history. And much more. **To learn more visit [CNBank.com/Online](http://CNBank.com/Online).**

### CNB offers all the technology you're looking for:

- Online Banking • CNB Mobile App • Text Banking
- Mobile Wallets† • CardValet®+ • CNBillPay® • Mobile Deposit\*

investing  
in you



Canandaigua  
National  
Bank & Trust

[CNBank.com](http://CNBank.com) | (585) 394-4260

Deposit Products- Member FDIC

† Apple, the Apple logo, and iPhone are trademarks of Apple Inc., registered in the U.S. and other countries. Apple Pay and Touch ID are trademarks of Apple Inc. +CardValet is a registered trademark of Fiserv, Inc. Message and data rates may apply, including charges from your communications service provider. \*No fee for mobile deposits to consumer deposit accounts. A fee of \$0.50 per mobile deposit to business deposit accounts.

BLOOMFIELD • BRIGHTON • CANANDAIGUA-LAKESHORE • CANANDAIGUA-MAIN • CHILI • FARMINGTON • GREECE-LATTA & LONG POND • GREECE RIDGE  
HENRIETTA • HONEOYE • HONEOYE FALLS • IRONDEQUOIT • MANCHESTER-SHORTSVILLE • MENDON • PENFIELD • PERINTON • PITTSFORD • ROCHESTER-ALEXANDER PARK  
ROCHESTER-COLLEGE TOWN • ROCHESTER-EAST MAIN • VICTOR • WEBSTER-BAYTOWNE • WEBSTER-JACKSON-RIDGE

# University Administrators

## Rich Feldman PRESIDENT



Richard Feldman became president of the University of Rochester on March 1, 2018. A distinguished scholar, professor, and administrator at the University for more than 40 years, he will serve on an interim basis until a new president is selected following a search led by the Board of Trustees in the coming months.

Feldman's foremost priority is working with faculty, students, and staff to foster change in the campus climate and create a culture of respect following an independent investigation into allegations of sexual harassment by a faculty member. He will also continue to ensure that the University's ongoing strategic and operational priorities are effectively addressed.

Feldman joined the University of Rochester in 1975 as a professor of philosophy. He chaired the philosophy department for 13 years before becoming dean of the College in 2006. He stepped down as dean of the College at the end of the 2016–17 academic year.

As dean, Feldman oversaw the College's undergraduate programs, both curricular and cocurricular. He led the units, programs, and initiatives that serve the academic and nonacademic needs of undergraduates in Arts, Sciences & Engineering on the River Campus. Early in his career, he was deeply involved in developing the Rochester Curriculum, which allows undergraduates to build their own curriculum based on their unique strengths and interests. Feldman was instrumental in developing and launching the University's CARE Network, which has become a model program in higher education, helping to identify and refer resources to students who are in or heading toward distress.

A distinguished epistemologist, he also directed a unique internship program that places University undergraduates in the Rochester City School District to help city school students develop writing, critical thinking, analytical reading, and problem-solving skills. In 2014, he oversaw the University's re-accreditation process by the Middle States Commission on Higher Education and in 2016, cochaired the Presidential Commission on Race and Diversity, composed of students, faculty, and staff, to assess the state of campus climate and offer recommendations for improvement.

Feldman has received fellowships and grants from the Mellon Foundation, the National Endowment for the Humanities, the National Defense Education Act, and the American Council of Learned Societies. In 2011, he was recognized by his peers with "Feldmania," an academic conference celebrating his contributions to epistemology. In 2016, he received the University's William H. Riker University Award for Excellence in Graduate Teaching and the Romanell-Phi Beta Kappa Professorship, awarded nationally to scholars in the field of philosophy to recognize not only distinguished achievement but also the recipient's contribution to public understanding of philosophy. He has written or edited five books and authored more than 75 papers on the subjects of epistemology and metaphysics. He was ranked among the 25 most important epistemologists since 1945 by his philosophy peers in a survey led by the *Leiter Reports* philosophy blog.

Feldman has a bachelor's degree from Cornell University and a PhD from the University of Massachusetts-Amherst. He and his wife, Andrea, have a daughter and two grandsons.

## Robert L. Clark PROVOST AND SENIOR VICE PRESIDENT FOR RESEARCH



Robert Clark became provost in July 2016 after serving eight years as dean of the Hajim School of Engineering & Applied Sciences. He has also carried the title of senior vice president for research since 2012. Prior to his appointments at the University of Rochester, Clark spent 16 years of his academic career at Duke University, where he served as senior associate dean for six years and then dean of the Pratt School of Engineering.

Clark received a BS degree in 1987 and an MS degree in 1988, both in mechanical engineering from the Virginia Polytechnic Institute and State University before joining Michelin Research in Greenville, South Carolina. He returned to Virginia Tech to complete his doctoral work and received his PhD in 1992.

Clark is an expert in acoustics and bionanomanufacturing. He has more than 130 journal publications and has been

awarded the R. Bruce Lindsey Award from the Acoustical Society of America, the National Science Foundation CAREER Award, the Presidential Early Career Award for Scientists and Engineers, and the NASA Group Achievement Award and in 2016 was named Engineer of the Year by the Rochester Engineering Society.

Clark is active outside academia as well. He currently serves on the boards of Minerals Technologies Incorporated, Sweetwater Energy, and GW Lisk and is a member of the Strategic Advisory Board for the Austrian Institute of Technology. Clark served as chief science and technology officer for BSG Technologies from 2009 to 2013, was a cofounder of Spark IP, and has extensive consulting experience in the technology field.

## Donald Hall ROBERT L. AND MARY L. SPROULL DEAN OF THE FACULTY OF ARTS, SCIENCES & ENGINEERING AND PROFESSOR, DEPARTMENT OF ENGLISH



Donald Hall joins Rochester's faculty as the Robert L. and Mary L. Sproull Dean of the Faculty of Arts, Sciences & Engineering. Previously, he was the Herbert and Ann Siegel Dean of Arts & Sciences at Lehigh University.

Widely published in the fields of British studies, gender theory, cultural studies, and professional studies, Hall was a professor of English and chair of the English department at California State University, Northridge, and then at West Virginia University, where he also served as chair of the foreign languages department.

In his current research, Hall examines such issues as professional responsibility, academic community building, and ethics and agency in sexuality studies. He has delivered lectures around the world on the value of a liberal arts education, the need for nurturing global competencies in

students, and the importance of interdisciplinary dialog in and beyond the classroom. His many books include *The Academic Community: A Manual for Change* (Ohio State University Press, 2007) and *Reading Sexualities: Hermeneutic Theory and the Future of Queer Studies* (Routledge Press, 2009).

Before earning his PhD in English from the University of Maryland, Hall received a bachelor's degree in German and political science from the University of Alabama and a master's degree in comparative literature from the University of Illinois.

# George VanderZwaag

## Executive Director of Athletics

The 2018-19 academic year launches George VanderZwaag's 20th year as head of the Department of Athletics and Recreation, having previously served as senior associate athletics director at Princeton University.

Since his arrival in 1999, the Yellowjacket athletic teams and recreational programs have experienced tremendous growth. Teams have won over a combined 3,200 games and have finished inside the top-100 in the Division III Directors Cup Standings thirteen times. In 2017-18, four teams reached NCAA or CSA national quarterfinals while UR also had an individual national champion in women's outdoor track and field for the second straight year. The recreational programs at Rochester have also doubled in size in his time at the helm.

In all, 150 athletes have earned All-America honors in a variety of sports. 60 athletes have been named to the Academic All-America Team® as chosen by the College Sports Information Directors of America. Over 100 teams and countless individuals have been cited by their respective coaching associations for academic prowess.

VanderZwaag has overseen a number of major capital projects, including a \$14.6 million renovation of the Goergen Athletic Center, design of the 11,000-square foot Fitness Center, replacement of the turf, lights, and track in Fauver Stadium, and installation of artificial turf and lights on Towers Field.

In January of 2014, VanderZwaag and the University announced a major gift from alumnus Brian F. Prince ('86) which created the Prince Outdoor Athletic Complex. New playing fields, a new track, renovations to Fauver Stadium and the creation of the Boehning Varsity House are all key elements to this extensive capital project.

VanderZwaag established the Friends of Rochester Athletics program in 2000, to ensure the highest quality intercollegiate and recreational athletic opportunities at the University.

He implemented a strategic plan that provides a quality



athletics experience for students. This plan has reaffirmed the important educational role of athletics within the overall mission of the university.

In September, 2002, his achievements were recognized by the University when he received the Goergen Award for Distinguished Contributions to Undergraduate Learning.

VanderZwaag has served as a member of the Community Service Network Advisory Board, the Genesee Waterways Center Board of Advisors, and the University United Way Cabinet.

He has held leadership roles in both of Rochester's athletic conferences. VanderZwaag has served as the President of the Liberty League (formerly the Upstate Collegiate Athletic Association [UCAAA]), and is currently the chairperson of the Athletic Administrators' Committee for the University Athletic Association (UAA) while also being a member of the UAA Executive Committee. He led the UCAA effort to expand membership in football and also led the branding project that resulted in the renaming of the UCAA as the Liberty League.

VanderZwaag completed a four-year term in 2012 on the NCAA Committee on Women's Athletics.

He arrived at Princeton in 1991. During his eight year tenure, the Tigers experienced unprecedented competitive success, capturing 18 national championships and 81 Ivy League titles. Princeton won the Ivy League's unofficial all-sports standings all eight years.

VanderZwaag graduated from Trinity College in Hartford, Conn. in 1986 with a bachelor's degree in economics. He was an offensive lineman for the football team and a member of the golf team. He earned his Master of Science degree in sport management from the University of Massachusetts at Amherst. In 2016, he was recognized by UMass Amherst with its Distinguished Alumni Award. From 1989-91, he was an assistant to the athletic director for student services and operations at Tulane University in New Orleans, Louisiana.

He and his wife, Kathleen, are the parents of three boys, G.W., 24, Michael, 23, and Jacob, 19. G.W. graduated as a member of the Class of 2016 at Rochester and played varsity golf. Michael has recently completed his degree at the University of Michigan and Jacob attends Georgetown University.

### Summing Up Athletic Success

- Five Final Four appearances by men's (2002, 2005) and women's (2003, 2004, 2010) basketball.
- 62 teams have won conference championships.
- 157 teams have been nationally-ranked.
- 132 teams have gone to post-season play.
- 150 athletes named All-Americans.
- 60 athletes named Academic All-Americans as selected by CoSIDA
- 151 teams have earned All-Academic honors from their respective coaching organizations.



**David Boyce**  
*President & CEO*  
 Tompkins Insurance Agencies\*\*  
 U of R, Class of '89  
 Football '85 - '88



**John McKenna**  
*President & CEO*  
 Tompkins Bank of Castile  
 U of R, Class of '88, MBA '92  
 Football '84 - '87



**Dan Rivers**  
*AVP, Benefits Consultant*  
 Tompkins Insurance Agencies\*\*  
 U of R, Class of '06  
 Football '02 - '05



**Matthew Kelley, CFA**  
*Portfolio Manager*  
 Tompkins Financial Advisors\*  
 U of R, Class of '05, MBA '08  
 Football '01 - '05



**Mark Kreydt**  
*Executive VP*  
 Tompkins Insurance Agencies\*\*  
 U of R, Class of '88  
 Football '84 - '87, Coach '88  
 Head Coach '98 - '05

# TOMPKINS

## Bank of Castile | Insurance Agencies

### Financial Advisors

#### Monroe County Locations

**Churchville** 38 S. Main St. *Banking* 293-2018  
**Chili** 3252 Chili Ave. *Banking* 889-0170 • *Insurance* 889-0188  
**Greece** 724 Long Pond Rd. *Banking* 368-7500 • *Insurance* 368-7550  
**Pittsford** 3140 Monroe Ave. *Banking & Insurance* 267-4220  
**Pittsford** 179 Sully's Trail *Wealth Management* 248-0050 • *Insurance* 344-0833

\* Securities and advisory services offered through LPL Financial, a Registered Investment Advisor, Member FINRA/SIPC. Insurance products offered through LPL Financial or its licensed affiliates. The investment products sold through LPL Financial are not insured Tompkins Trust Company deposits and are not FDIC insured. These products are not obligations of Tompkins Trust Company and are not endorsed, recommended or guaranteed by Tompkins Trust Company or any government agency. The value of the investment may fluctuate, the return on the investment is not guaranteed, and loss of principal is possible.

\*\* Insurance products are not FDIC insured, not bank guaranteed and may lose value.

# Chad Martinovich

## Head Football Coach

After nine years leading the Massachusetts Institute of Technology football program to unprecedented success, Chad Martinovich will take over as the new head football coach at the University of Rochester.

Martinovich (pronounced mar-TIN-oh-vitch) served as the head coach at MIT for nine seasons (2009-17). During that time, he steadily built the MIT program into a successful unit. MIT won the New England Football Conference (NEFC) Championship in 2014, earned its first NCAA Division III playoff berth, and advanced to the second round after a first-round win at Husson University. The final record was 10-1.

Following the 2014 season, he was named NEFC Coach of the Year, New England Football Writers College Division Coach of the Year, ECAC Coach of the Year, and the American Football Coaches Association Region I Division III Coach of the Year.



In the 2017 season, he directed MIT to success on both the gridiron and in the classroom. MIT was 7-3 overall, 5-2 in the New England Women's and Men's Athletic Conference. The Engineers were tied for third in the nation in fewest sacks allowed (five). The team

averaged 26.8 points per game and almost 400 yards of total offense per game.



**Martinovich is the 31st head coach in UR football history.**

During his nine years in Cambridge, MIT football players have earned 17 CoSIDA Academic All-America awards, including seven selections to the First Team. The MIT quarterback was named the 2017 CoSIDA Division III Football Academic All-American of the Year.

From a football standpoint at MIT, he has coached two All-Americans, 16 All-Region players, four All-New England performers, and 63 All-Conference players.

His arrival at Rochester brings him back to roots in Western New York State. Martinovich graduated from Hobart College in June, 1994 where he played football. He had coaching stops at Bucknell University (1994-95), Hamilton College (1995-97), and the University at Albany (1997-98). In July, 1998, he joined the coaching staff at Swarthmore College as Offensive Coordinator and remained there until April, 2001.

Martinovich returned to Hamilton College in April 2001 for a three-year stint as Offensive Coordinator and Quarterbacks Coach. He also served as an assistant professor of physical education.

He moved to Rensselaer Polytechnic Institute in June, 2004. He was the Offensive Coordinator for one season before being named the Defensive Coordinator and Defensive Backs coach in December, 2004. His RPI defense ranked first in the Liberty League for three straight years. RPI played in the 2007 NCAA Division III tournament and was crowned an ECAC Bowl Champion on three other occasions.

Martinovich resides in Brighton with his wife Erin, and their children, Hailey (15) and Tyler (12).

### Year-By-Year Head Coaching Record

YEAR	SCHOOL	OVERALL		LEAGUE		POST-SEASON RESULTS
		W	L	W	L	
2009	MIT	1	8	1	6	None
2010	MIT	1	8	0	7	None
2011	MIT	2	7	1	7	None
2012	MIT	5	4	4	4	None
2013	MIT	6	3	4	3	None
2014	MIT	10	1	7	0	NCAA 2nd Round
2015	MIT	2	8	2	5	None
2016	MIT	3	7	3	4	None
2017	MIT	7	3	5	2	None
<b>GRAND TOTAL</b>		<b>37</b>	<b>49</b>	<b>27</b>	<b>38</b>	<b>1 Postseason App.</b>

# The Yellowjacket Football Coaching Staff

## Adam Griggs

**Off. Coordinator/OL**



1st season at UR...Comes to the University after spending last season as the special teams coordinator and tight ends coach at Massachusetts Institute of Technology...Prior to coaching at MIT, Griggs had multiple coaching stints at Bentley University and Assumption College... He was at Bentley from 2013 and stayed on as special teams coordinator and wide receivers coach until 2017 when Martinovich hired him

at MIT...A three-year starter and four-year letter winner for Bentley, Griggs was a two-time All-Northeast 10 offensive lineman, earning 1st Team accolades in 2004, when he also earned All-New England regional honors...Griggs also excelled in the classroom, earning CoSIDA Academic All-District honors in 2003... He graduated from Bentley University in 2006 with a Bachelor's Degree in Information Design and Corporate Communication...Griggs was named the Bentley Student Athlete of the Year in 2004 and 2006.

## Randi Moore

**Co. ST-Coordinator/LB**



Joins the Rochester football coaching staff in 2018... Moore has previously worked at Lock Haven University as assistant football coach for the past four years...While with the Bald Eagles, Moore worked as defensive coordinator, recruiting coordinator, linebackers coach and defensive backs coach...At Lock Haven, he coached two All-Americans and six All-Conference players...

Prior to his stint at Lock Haven, Moore coached at Allegheny College (2013-14), LIU-Post (2007-13) and was JV Head Coach and varsity defensive coordinator at Holy Cross High School in Queens, NY (2003-07)...Moore attended Long Island University-C.W. Post Campus and played football for the Pioneers...He was a three-year starter at strong safety...He graduated with an Elementary Education degree in 2003.

## Dan Gallagher

**Defensive Backs**



First year on the Yellowjacket staff... Comes to the University after serving for one year on the Alfred University football staff in 2017, coaching wide receivers and quarterbacks...Also, was heavily involved in coaching special teams and creating offensive game plans for a team that posted an 8-3 record...Attended Alfred and was a member of the football program, including being on the 2016 team which posted

a 12-1 record and were Empire 8 champions...The Saxon squad was the first team to post an unbeaten Empire 8 record and ended up advancing to the Elite 8 (quarterfinals) of the NCAA Division III Tournament...Graduated from Alfred with a bachelor's degree in English, minoring in Education.

## Chris Sapp

**Def. Coordinator/DB**



Begins first season with the Yellowjackets...Sapp had previously spent the last six years at Bowdoin College in Brunswick, ME...In 2014, Sapp was a guest coach for the Calgary Stampede of the Canadian Football League...Prior to coaching at Bowdoin, Sapp was a defensive graduate assistant at Middle Tennessee State University where he helped coach two future NFL players...From 2006-10, Sapp

coached at Rensselaer Polytechnic Institute, assisting with wide receivers and returners...Sapp also spent time at Division I Clemson University where he was an administrative assistant for football operations during the 2005-06 season...Sapp attended North Greenville University in Tigerville, SC where he was a three-year starter and two-time captain for the Crusaders...He graduated from NGU with a Bachelor's Degree in Sports Management and minored in Business Administration in 2005...He has a Master's Degree in Human and Health Performance from Middle Tennessee State University in 2011.

## Seth Williams

**Defensive Line**



Williams joins Rochester's gridiron staff in 2018 after spending the last three years with Endicott College... While at Endicott, was the Gulls DB's coach and JV head coach and defensive coordinator...He also was pass game coordinator and wide receivers and tight ends coach during his time in Beverly, MA... Williams also served as a graduate assistant coach at Utica College from 2011 through 2015, coaching

with the Pioneers and holding a variety of roles...He attended college at St. John Fisher College and was an active member of the Cardinal football team, both as a player and coach...SJFC enjoyed some of the programs best success during Williams' time, including reaching the NCAA Division III semifinals in 2006...With the Cardinals, Williams was a wide receivers coach, and was JV offensive coordinator...He earned a bachelor's degree in History, minoring in Communications from St. John Fisher in 2010...Williams earned a master's degree from Utica in Adolescent Education in 2015.

## Andrew Owen

**Running Backs**



Joins Rochester football coaching staff for the 2018 season...Spent the most of 2017 coaching at the Massachusetts Maritime Academy Football program, serving as running backs coach and video coordinator... Prior to that, was a student assistant coach at Alfred State College, with roles including defensive line assistant, rush coach and offensive scout team coordinator...Attended Alfred State College and was a member

of the Pioneer football program in 2014 and 2015, before switching to student assistant role...Served on the Alfred State Student Athlete Advisory Committee and volunteered with Alfred State's Annual Special Olympics event...Graduated in 2016 from Alfred State College with a bachelor's degree in Business Administration, with a focus on Sports Management.

## Connor Johnson

**Co. ST-Coordinator/WR**



4th season with Rochester...In his first two seasons at UR, has coached defensive backs, helping guide R.J. Borgolini to 2nd Team All-Liberty League accolades in 2015...Shifted focus to coaching quarterbacks in 2017 and will lead wide receivers and be a co-special teams coordinator this season...Came to Rochester after earning three letters in football at the College at Brockport where he played in the defensive secondary

and on special teams...Graduated from Brockport with Bachelor's degrees in Physical Education and Kinesiology...Prior to UR, had been working as varsity football assistant coach at Irondequoit High School where he served as co-offensive coordinator and coached QB's and DB's.

## Nicholas Oyarzun

**Tight Ends**



Begins first season with UR in 2018...Comes to the River Campus after spending the 2017 season coaching at Florida International University where he was a quality control coach for the offensive line and tight ends as well as being a recruiting assistant...Oyarzun also had a previous stint as offensive line coach at Christopher Columbus HS in Miami, FL from July 2015 through December of 2016 before

moving on to FIU...He was a 2017 graduate from Florida International where he earned a bachelor's degree in Recreation and Sports Management.

# R Why Rochester?

Several prominent football alumni took the time to explain why they chose Rochester for their collegiate experience, share some of their best UR football memories, honor their favorite professors, and talk about where their careers have gone since graduation.

Included are responses from, **David Boyce '89** (DB), QB for UR's 1987 NCAA playoff team, **Matt Bielecki '08** (MB), UR's career rushing and scoring leader, **Gary Ciarleglio '89** (GC), UR HOF, former All-American and the Rochester career tackles leader, **Sam Guerrieri '87** (SG), Yellowjacket Hall of Famer and former All-American, **Brian Kowalski '02** (BK), a three-time CoSIDA Academic All-American, **Brian Pasley '76** (BP), member of the Yellowjackets Hall of Fame, **Lance Ramer '01** (LR), All-American, UR's career sacks leader, **Wayne Sebastianelli '79, '83 M.D.** (WS), UR Hall of Famer, **Jay Jay Vanderstynne '07** (JV), Yellowjacket career receptions leader, and **Jeff Wittig '86** (JW), UR Hall of Famer and former All-American.

## •Why Rochester as a college choice?

**WS:** To get a great education while at the same time compete at the college football level. Additionally, the coaching and athletic department staff, as well as my fellow student athletes, made me realize how great Rochester was and remains. Finally, having a medical school as part of the University system finalized my decision.

**JV:** I wanted to play two sports, baseball and football, and it seemed like the right fit! Coach Greene and Coach Reina were both open to me playing both.

**BK:** Because it allowed me to study at one of the nation's leading universities while playing football for a program with great people, facilities and tradition.

**GC:** Ray Tellier was coach and family friend and he was a big influence. Also, the university had a great academic reputation.

**DB:** I was interested in obtaining the best education possible while trying to extend my athletic career. Rochester offered me the best opportunity. I truly felt connected to UR the moment I stepped

on campus. John Vitone and Ray Tellier were great ambassadors of the University.

**JW:** Based on the academic excellence, the student athlete experience and the people; specifically football coach Pat Stark who was a critical part of my recruitment, UR experience and career placement.



Jeff Wittig

**MB:** I wanted to attend a college that would stretch me academically and athletically. Rochester is an outstanding school, when I stepped foot on campus for a recruiting visit I knew Rochester was the place I wanted to go.

**LR:** I wanted to attend a university that would challenge me to be the very best in any endeavor, both in and out of the classroom... Meliora!

**BP:** I was exceptionally impressed with the University as a whole, the Campus, the Academic offerings and the exceptional coaching staff led by Coach Pat Stark.

**SG:** The opportunity to get a world class education. Play the sport I love. All in my hometown.

## •What is one of your best memories playing for Rochester?

**SG:** Playing for and learning from Coach Stark my freshman year has helped me hone my personal and professional skills. He remains a mentor and life coach. My father attended just about every practice during my four years. Having him and my entire family in attendance for each game...home and away...is something I will cherish for the rest of my life. Also, I married a Yellowjacket Cheerleader, Nancy Lesko. We've been married 29 years!



Gary Ciarleglio

**GC:** Upsetting nationally ranked #4 Hofstra 31-28 on Long Island to remain unbeaten, in 1987. The defense was responsible for creating a turnover (forced fumble) on Hofstra's last play before setting up a potential game-winning FG. UR then marched the length of the field on offense and won on Andy Milne FG with 8 seconds remaining. The chances of this happening were astronomical.

**MB:** The best memories are of the practices and preparation that led up to games and the times spent with friends and teammates on and off the field. Something that has stuck with me was a hard work mentality that our running back coach, John Micca would always preach. He wanted us to be the hardest working group on the field and would push us to be our best at every practice and game.

**JW:** Throwing for 398 yards against Denison College, a top ranked team in the country under the lights at Fauver Stadium.

**JV:** Beating RPI in 2007. They were ranked in the top 25 and we went on the road and beat them. All around it was just such a great team win. I remember the defense made an unbelievable goal line stand to end the game!



# Why Rochester?

**•Did you have a favorite class or a favorite professor?**

**LR:** Jody Asbury, as she knew how to push people in such a remarkable way that was full of passion and commitment.

**BK:** Rochester offered so many great classes and professors; I had some particularly great political science classes with Prof. Gerald Gamm.

**WS:** Prof. Siegel, mathematics department, who taught me calculus and probability. He is responsible for teaching me how to think. In medical school, it would be Dr. Distefano who taught me pharmacology and Dr's Ken DeHaven and C. McCollister Evarts who taught me orthopedic surgery during my residency at strong Memorial hospital.

**BP:** Dr. William Jonson, Psychology of Personality and Behavioral Psychology.

**GC:** Professor S. Peter Regenstrief Political Science. He loved UR football and athletics and made a great speech in class when we ripped off 8 wins in a row.

**•Where has your career taken you since graduation?**

**DB:** I returned to our family business in LeRoy and in 2001 sold it to Tompkins Financial. I have been President and CEO of Tompkins Insurance since 2002 and Executive Vice President of Tompkins Financial since 2004.

**JW:** The University of Rochester reputation was an important part of launching my career in health insurance at Blue Cross Blue Shield. That was followed by a role in management for an integrated health care delivery system and transitioned into my current role leading the employee benefits operations in Syracuse, NY for one of the largest insurance intermediaries in the country.

**BK:** After graduating from Rochester, I attended and graduated from Georgetown Law School. I have since practiced at Latham & Watkins in Washington, D.C., focusing on the defense of government investigations and enforcement actions, internal investigations, and complex civil litigation.

**JV:** My family owns a Toyota dealership in Rochester.

**LR:** A career in teaching and coaching football at the Blair Academy, Montclair Kimberley Academy, Riverdale Country School and Maclay School.

**•Where are they now?**

**WS:** Associate Dean for clinical affairs, associate chief medical officer Penn State health, Kalenak Prof. of orthopedic surgery, Medical Director Penn State sports medicine, Penn State Health/Penn State College of Medicine.

**JW:** Senior Vice President, Brown & Brown Insurance.

**BP:** Held multiple positions in both industry and banking in the New York metro area as well as the midwest, before returning to Rochester. Currently serves as Executive VP at Canandaigua National Bank.

**BK:** Partner and Global Vice Chair of the Litigation & Trial Department at Latham & Watkins LLP.

**DB:** President and CEO of Tompkins Insurance, Executive VP of Tompkins Financial.

**SG:** EVP Wealth Management, Canandaigua National Bank & Trust after working for 21 years at M&T Bank.

**LR:** Maclay School Head Football Coach, Middle School Dean, Math Teacher and Assistant Athletic Director.

**JV:** General Manager at Vanderstynne Toyota Dealers.

**MB:** Administrative Vice President-Retail Regional Manager at M&T Bank.

**GC:** Quinnipiac Chamber of Commerce Business Development Executive -Sponsorship, Advertising and Membership Sales. Event Coordination and Planning.



**Wayne Sebastianelli (53)**



**Brian Pasley**



**Brian Kowalski**

# 2018 Yellowjacket Football Team



**Nuradean Ashkar**  
Junior  
Rochester, NY  
Greece Athena



**Adam Baghi**  
Sophomore  
Phelps, NY  
Midlakes



**Nicholas Balch**  
Senior  
Wilmette, IL  
New Trier



**Noah Barnard**  
Junior  
Rochester, NY  
Greece Arcadia



**Ryan Bell**  
Senior  
West Hartford, CT  
Conard



**Ryan Boyce**  
Sophomore  
LeRoy, NY  
LeRoy



**Josh Brown**  
Senior  
Syracuse, NY  
Christian Brothers Acad.



**Joe Butler**  
First Year  
Caledonia, NY  
Caledonia-Mumford



**Connor Byrne**  
Sophomore  
Fairfield, CT  
Fairfield College Prep.



**Matt Capovani**  
Senior  
Schenectady, NY  
Schalmont



**James Carl**  
First Year  
Rochester, NY  
Brighton



**Austin Carr**  
Junior  
Rochester, NY  
Brighton



**Jordan Caviness**  
Junior  
Liverpool, NY  
Liverpool



**Jordan Clement**  
Sophomore  
East Amherst, NY  
Williamsville East




**Ryan Cocuzzo**  
First Year  
Skillman, NJ  
Montgomery



**Caden Cole**  
First Year  
Lehi, UT  
Skyridge



**Jack Collins**  
First Year  
Port Jefferson, NY  
Port Jefferson



**Jason Cunningham**  
Sophomore  
Rochester, NY  
Brighton



**Jimmy D'Iorio**  
Senior  
Saratoga Springs, NY  
Albany Academy



**Justin Daul**  
Sophomore  
Ransomville, NY  
Wilson



**Dan Diaz**  
Sophomore  
Wyckoff, NJ  
Ramapo



**Daniel DiLoreto**  
Senior  
Rochester, NY  
Brighton



**Jack Dippolito**  
First Year  
Harrington Park, NJ  
Northern Valley Regional



**Jared Drake**  
Sophomore  
Shorewood, IL  
Providence Catholic



**Robert Dromsky-Reed**  
Sophomore  
Kinnelon, NJ  
Kinnelon



**Payton Engelking**  
Sophomore  
Mount Pleasant, SC  
Wando



**Tyler Felder**  
Junior  
Rochester, NY  
Honeoye Falls-Lima



**Davis Friedman**  
First Year  
New Albany, OH  
Columbus Academy



**Matt Gallagher**  
Senior  
Haymarket, VA  
Battlefield




**Aaron Gallay**  
Sophomore  
Tenafly, NJ  
Tenafly



**Stephen Glinski**  
Senior  
Lancaster, NY  
Nichols School



**Robert Grant**  
Junior  
Syracuse, NY  
Christian Brothers Acad.




**Jerrell Gray**  
Sophomore  
Brooklyn, NY  
New Utrecht



**Adam Huewe**  
First Year  
Leesburg, VA  
Loudoun County



**Cliff Joseph**  
Junior  
Yonkers, NY  
Hackley School



# 2018 Yellowjacket Football Team



**Henry Josephson**  
Sophomore  
Manlius, NY  
Fayetteville-Manlius



**Dawson Klinger**  
Sophomore  
Selingsgrove, PA  
Selingsgrove Area



**Kevin Ladd**  
Junior  
Rochester, NY  
Brighton



**Joshua Liao**  
Sophomore  
Monmouth Junction, NJ  
South Brunswick



**Sean Mannion**  
Junior  
Rochester, NY  
West Irondequoit



**Christian Marini**  
Senior  
Kinnelon, NJ  
Seton Hall Prep



**Tim Mascari**  
Senior  
Ontario, NY  
Wayne



**Mike McDonough**  
First Year  
Boston, MA  
Thayer Academy



**Cole McHugh**  
First Year  
Moorestown, NJ  
Moorestown



**Liam McManus**  
First Year  
Barrington, RI  
Barrington




**Grant Meyerson**  
First Year  
Rye, NY  
Rye



**Liam Murray**  
First Year  
Chester, NY  
Don Bosco Prep (NJ)



**Chris Penman**  
Sophomore  
Ballston Lake, NY  
Shenendehowa



**Nicholas Petruzzello**  
First Year  
Randolph, NJ  
Randolph



**Chris Pidala**  
Sophomore  
Cold Spring, NY  
Haldane



**Kyle Pullyblank**  
Senior  
Caledonia, NY  
Caledonia-Mumford



**Jacob Roccabruna**  
First Year  
Milford, PA  
Delaware Valley



**Arin Samad**  
Sophomore  
Rome, NY  
Rome Free Academy



**Mike Shepard**  
Senior  
LeRoy, NY  
LeRoy



**Noah Shinaman**  
First Year  
Rochester, NY  
Brighton



**Ricky Simcic**  
Senior  
Geneva, OH  
Madison



**Steven Spirakis**  
First Year  
Garden City, NY  
Garden City



**Duncan Stewart**  
First Year  
San Carlos, CA  
Sequoia



**Ryan Swavelly**  
First Year  
Rome, NY  
Rome Free Academy



**Brandon Sweet**  
First Year  
Longwood, FL  
Lake Highland Prep



**Tyler Tanen**  
Junior  
Morganville, NJ  
Marlboro



**Sam Vercillo**  
Junior  
Syracuse, NY  
Christian Brothers Acad.



**Millan Verma**  
First Year  
Marietta, GA  
Alan C. Pope



**Troy Warner**  
First Year  
Manchester, MD  
Manchester Valley



**Reyd Williams-Pedro**  
Sophomore  
Bronx, NY  
Fordham Prep



**Deon Willis**  
First Year  
Ypsilanti, MI  
Ypsilanti Community




**Zach Wolfe**  
First Year  
Shickshinny, PA  
Northwest Area



**Devin Woodyard**  
Junior  
Rochester, NY  
Brighton



**Damon Yargeau**  
First Year  
Sutton, MA  
Sutton Memorial



# 2018 Yellowjackets Roster

## NUMERICAL

#	NAME	POS.	HT.	WT.
1	Kevin Ladd	RB	5-6	175
2	Noah Shinaman	WR	6-3	170
3	Dan Diaz	WR	5-10	165
4	Jordan Caviness	DB	5-10	170
5	Connor Byrne	WR	6-2	190
6	Tyler Tanen	WR	5-10	190
7	Jason Cunningham	RB	5-11	225
8	Christian Marini	LB	5-11	225
9	Chris Penman	WR	5-7	165
10	Matt Gallagher	QB	6-0	190
11	Josh Brown	QB	6-0	180
12	Jared Drake	QB	6-3	190
13	Stephen Glinski	WR	6-1	195
14	Henry Josephson	TE	6-3	200
15	Ryan Boyce	WR	6-4	190
16	Joshua Liao	RB	5-10	175
17	Liam McManus	QB	6-2	185
18	Jack Collins	DB	6-4	180
19	Jimmy D'Iorio	DB	6-1	195
20	Sean Mannion	RB	5-10	180
21	Adam Baghi	DB	6-0	165
22	Austin Carr	DB	5-9	185
24	Caden Cole	LB	6-1	195
25	Damon Yargeau	RB	5-9	180
26	Robert Grant	DB	5-8	158
28	Deon Willis	DB	5-9	175
29	Joe Butler	DB	5-11	165
31	Millan Verma	DB	6-0	165
34	Cole McHugh	LB	6-2	180
35	Robert Dromsky-Reed	LB	5-10	165
36	Ryan Bell	LB	5-11	220
40	Adam Huewe	LB	5-11	195
41	Dawson Klinger	K/P	5-6	158
42	Davis Friedman	LB	5-11	220
43	Mike McDonough	LB	5-11	210
44	Noah Barnard	LB	5-10	195
45	Grant Meyerson	LB	6-2	190
48	Brandon Sweet	LB	6-0	220
51	Ricky Simcic	LB	5-10	212
52	Zach Wolfe	OL	6-2	235
54	Nicholas Balch	OL	5-11	245
55	Cliff Joseph	DL	5-10	220
56	James Carl	OL	5-11	260
57	Tim Mascari	DL	6-2	285
59	Sam Vercillo	OL	5-11	250
64	Tyler Felder	OL	6-4	215
65	Matt Capovani	OL	6-4	225
66	Reyd Williams-Pedro	OL	6-4	390
67	Jacob Roccabruna	OL	6-8	275
68	Arin Samad	OL	6-0	275
70	Payton Engelking	OL	6-1	280
71	Ryan Cocuzzo	DL	6-2	225
73	Mike Shepard	DL	5-11	255
74	Jordan Clement	OL	6-2	320
75	Chris Pidala	OL	6-1	235
76	Ryan Swavely	OL	6-2	252
78	Kyle Pullyblank	OL	6-2	275
80	Duncan Stewart	WR	5-10	160
84	Liam Murray	TE	6-0	215
85	Justin Daul	TE	6-1	190
87	Daniel DiLoreto	TE	6-2	230
89	Steven Spirakis	K/P	6-0	200
90	Nuradean Ashkar	DL	6-3	250
91	Troy Warner	DL	6-0	280
92	Nicholas Petruzzello	DL	5-11	230
93	Jack Dippolito	DL	6-0	225
97	Jerrell Gray	DL	6-0	221
98	Aaron Gallay	DL	5-10	225
99	Devin Woodyard	DL	6-9	235

## ALPHABETICAL

#	NAME	POS.	HT.	WT.
90	Nuradean Ashkar	DL	6-3	250
21	Adam Baghi	DB	6-0	165
54	Nicholas Balch	OL	5-11	245
44	Noah Barnard	LB	5-10	195
36	Ryan Bell	LB	5-11	220
15	Ryan Boyce	WR	6-4	190
11	Josh Brown	QB	6-0	180
29	Joe Butler	DB	5-11	165
5	Connor Byrne	WR	6-2	190
65	Matt Capovani	OL	6-4	225
56	James Carl	OL	5-11	260
22	Austin Carr	DB	5-9	185
4	Jordan Caviness	DB	5-10	170
74	Jordan Clement	OL	6-2	320
71	Ryan Cocuzzo	DL	6-2	225
24	Caden Cole	LB	6-1	195
18	Jack Collins	DB	6-4	180
7	Jason Cunningham	RB	5-11	225
19	Jimmy D'Iorio	DB	6-1	195
85	Justin Daul	TE	6-1	190
3	Dan Diaz	WR	5-10	165
87	Daniel DiLoreto	TE	6-2	230
93	Jack Dippolito	DL	6-0	225
12	Jared Drake	QB	6-3	190
35	Robert Dromsky-Reed	LB	5-10	165
70	Payton Engelking	OL	6-1	280
64	Tyler Felder	TE	6-4	215
42	Davis Friedman	LB	5-11	220
10	Matt Gallagher	QB	6-0	190
98	Aaron Gallay	DL	5-10	225
13	Stephen Glinski	WR	6-1	195
26	Robert Grant	DB	5-8	158
97	Jerrell Gray	DL	6-0	221
40	Adam Huewe	LB	5-11	195
55	Cliff Joseph	DL	5-10	220
14	Henry Josephson	TE	6-3	200
41	Dawson Klinger	K/P	5-6	158
1	Kevin Ladd	RB	5-6	175
16	Joshua Liao	RB	5-10	175
20	Sean Mannion	RB	5-10	180
8	Christian Marini	LB	5-11	225
57	Tim Mascari	DL	6-2	285
43	Mike McDonough	LB	5-11	210
34	Cole McHugh	LB	6-2	180
17	Liam McManus	QB	6-2	185
45	Grant Meyerson	LB	6-2	190
84	Liam Murray	TE	6-0	215
9	Chris Penman	WR	5-7	165
92	Nicholas Petruzzello	DL	5-11	230
75	Chris Pidala	OL	6-1	235
78	Kyle Pullyblank	OL	6-2	275
67	Jacob Roccabruna	OL	6-8	275
68	Arin Samad	OL	6-0	275
73	Mike Shepard	DL	5-11	255
2	Noah Shinaman	WR	6-3	170
51	Ricky Simcic	LB	5-10	212
89	Steven Spirakis	K/P	6-0	200
80	Duncan Stewart	WR	5-10	160
76	Ryan Swavely	OL	6-2	252
48	Brandon Sweet	LB	6-0	220
6	Tyler Tanen	WR	5-10	190
59	Sam Vercillo	OL	5-11	250
31	Millan Verma	DB	6-0	165
91	Troy Warner	DL	6-0	280
66	Reyd Williams-Pedro	OL	6-4	390
28	Deon Willis	DB	5-9	175
52	Zach Wolfe	OL	6-2	235
99	Devin Woodyard	DL	6-9	235
25	Damon Yargeau	RB	5-9	180



The Liberty League sponsors championships in 27 sports. The member institutions of the league place the highest priority on the overall quality of the educational experience and on the successful completion of its student-athletes' academic programs. The member institutions seek to establish and maintain an environment in which a student-athlete's athletic activities are conducted as an integral part of the educational experience.

Originally founded as the Upstate Collegiate Athletic Association in 1995, the conference was renamed the Liberty League during the summer of 2004. The league includes founding members Clarkson University, Hobart and William Smith Colleges, the University of Rochester, Rensselaer Polytechnic Institute, St. Lawrence University, Skidmore College, and Union College. Vassar College became a full member of the league during the 2000-01 academic year. Rochester Institute of Technology and Bard College joined the Liberty League beginning in the 2011-12 academic year. During its time, the Liberty League has had numerous associate members in football, including the U.S. Coast Guard Academy, U.S. Merchant Marine Academy, Worcester Polytechnic Institute, Susquehanna University and Springfield College. Following the departure of three associate (football-only) members after the 2016 season, Ithaca College joined as a full member of the conference in 2017.

"The Liberty League provides a great competitive context for our football program," says Rochester Executive Director of Athletics George VanderZwaag. "We compete against some outstanding academic institutions that are strongly committed to football in their educational contexts. The Liberty League champion is determined through a rigorous head-to-head schedule, and the league champion deservingly advances to post-season play in the NCAA Division III football playoffs."

"By competing in the Liberty League, we have natural regional rivalries, and the competitive level is among the strongest in Division III football. Combined with our efforts to support a quality football program, the league provides our student-athletes a great college football experience."

During the 2017-18 academic year, the Yellowjacket field hockey team had a perfect run through the conference, earning its first Liberty League title. UR also claimed the regular season crown in baseball and finished second in the conference in squash and women's indoor and outdoor track and field.

Liberty League student-athletes are among the best in the nation in the classroom as well. Last year, a total of 121 players from Rochester's Liberty League teams were awarded All-Academic status from the conference by having a cumulative grade point average above 3.30, the same standard set by CoSIDA for Academic All-America consideration.

Fans can visit the Liberty League online at [www.libertyleagueathletics.com](http://www.libertyleagueathletics.com).

### ---- 2017 FINAL STANDINGS ----

Team	Liberty League					Overall				
	W	L	Pct.	PF	PA	W	L	Pct.	PF	PA
Rensselaer*	4	1	.800	131	89	8	3	.727	321	210
Ithaca	4	1	.800	128	70	8	3	.727	269	168
Union	3	2	.600	102	69	7	4	.636	241	199
Hobart	3	2	.600	159	71	7	3	.700	349	182
St. Lawrence	1	4	.200	79	123	2	8	.200	155	232
Rochester	0	5	.000	46	223	2	7	.222	109	327

\*Rensselaer earned automatic NCAA bid.

**Offensive Players of the Year:** Shane Sweeney, QB, Hobart

**Defensive Player of the Year:** Skyler Williamson, LB, St. Lawrence

**Co-Special Teams Players of the Year:** Conor Davies, PR/KR, RPI & Kyle Hackett, K, Hobart

**Rookie of the Year:** Wahid Nabi, QB, Ithaca

**Coaching Staff of the Year:** Rensselaer

# 2018

## COMPOSITE SCHEDULE

### AUGUST 31

Utica @ ST. LAWRENCE..... 7 pm

### SEPTEMBER 1

HOBART @ Brockport..... 1 pm  
 Husson @ UNION..... 1 pm  
 RENSSELAER @ Allegheny..... 1 pm  
 St. Vincent @ ITHACA..... 1 pm  
 ROCHESTER @ Case Western Reserve ..... 7 pm

### SEPTEMBER 8

Morrisville State @ HOBART.....12 pm  
 Carnegie Mellon @ ROCHESTER.....12 pm  
 WPI @ RENSSELAER.....12 pm  
 Brockport @ ITHACA..... 1 pm  
 Norwich @ ST. LAWRENCE..... 1 pm  
 UNION @ Coast Guard ..... 1:30 pm

### SEPTEMBER 15

RENSSELAER @ Utica .....12 pm  
 ROCHESTER @ Alfred State ..... 1 pm  
 ST. LAWRENCE @ Brockport ..... 1 pm  
 ITHACA @ Alfred ..... 1 pm  
 UNION @ Springfield..... 2 pm  
 HOBART @ Shenandoah ..... 7 pm

### SEPTEMBER 21

ST. LAWRENCE @ Morrisville State..... 7 pm

### SEPTEMBER 22

Emory & Henry @ ROCHESTER.....12 pm  
 HOBART @ Endicott .....12 pm  
 Buffalo State @ RENSSELAER.....12 pm  
 Curry @ UNION ..... 1 pm  
 ITHACA @ St. John Fisher..... 2 pm

### SEPTEMBER 29

Thomas More @ ST. LAWRENCE..... 1 pm

### OCTOBER 6

UNION @ HOBART .....12 pm  
 ST. LAWRENCE @ ROCHESTER..... 1 pm  
 RENSSELAER @ ITHACA ..... 1 pm

### OCTOBER 13

ROCHESTER @ HOBART .....12 pm  
 ITHACA @ UNION..... 1:30 pm

### OCTOBER 20

HOBART @ RENSSELAER .....12 pm  
 ROCHESTER @ ITHACA..... 1 pm  
 UNION @ ST. LAWRENCE..... 1 pm

### OCTOBER 27

RENSSELAER @ ROCHESTER .....12 pm  
 ST. LAWRENCE @ ITHACA..... 1 pm

### NOVEMBER 3

ST. LAWRENCE @ RENSSELAER.....12 pm  
 ROCHESTER @ UNION ..... 1 pm  
 ITHACA @ HOBART ..... 1 pm

### NOVEMBER 10

Alfred @ ROCHESTER.....12 pm  
 UNION @ RENSSELAER .....12 pm  
 ITHACA @ SUNY Cortland.....12 pm  
 HOBART @ ST. LAWRENCE..... 1 pm

# CASE WESTERN RESERVE UNIVERSITY

GAME 1 - Sept. 1 - DiSanto Field - Cleveland, OH - 7 pm


Spartan Facts

**General Information**  
 Location: ..... Cleveland, OH  
 Founded: ..... 1826  
 Enrollment: ..... 5,150  
 Colors: ..... Navy, Gray & White  
 Nickname: ..... Spartans  
 Conference: ..... President's Athletic Conference/UA  
 Affiliation: ..... NCAA Division III  
 Stadium: ..... DiSanto Field  
 Type/Capacity: ..... Field Turf/2,400  
 President: ..... Barbara R. Snyder  
 Athletics Director: ..... Amy Backus  
 Website: ..... athletics.case.edu

**Football Information**  
 Head Coach: ..... Greg Debeljak  
 Record at CWRU (yrs.)/overall: ..... 102-43 (15)/same  
 2017 Record: ..... 11-1, NCAA 2nd Rd.

**Sports Information**  
 SID: ..... Jon Schwartz  
 Phone: ..... (216) 368-6517  
 E-Mail: ..... jon.schwartz@case.edu

**2017 Results**  
 9/1 at Chicago ..... W 34-14  
 9/16 GROVE CITY ..... W 42-10  
 9/23 WAYNESBURG ..... W 56-21  
 9/30 at Saint Vincent ..... W 35-14  
 10/7 BETHANY (WV) ..... W 33-3  
 10/14 at Thiel ..... W 63-28  
 10/21 at Geneva ..... W 45-7  
 10/28 WASHINGTON-ST. LOUIS ..... W 45-28  
 11/4 WESTMINSTER ..... W 41-10  
 11/11 at Carnegie Mellon ..... W 41-34 (ot)  
 11/18 at Illinois Wesleyan# ..... W 28-0  
 11/25 at Mount Union# ..... L 16-45  
 # - NCAA Division III Tournament



Greg Debeljak



**2018 Schedule**  
 9/1 ROCHESTER ..... 7 pm  
 9/15 at Grove City ..... 7 pm  
 9/22 THIEL ..... 7 pm  
 9/29 at Westminster ..... 7 pm  
 10/6 at Washington & Jefferson ..... 1 pm  
 10/13 SAINT VINCENT ..... 1 pm  
 10/20 at Geneva ..... 7 pm  
 10/27 at Bethany ..... 2 pm  
 11/3 WAYNESBURG ..... 2 pm  
 11/10 CARNEGIE MELLON ..... 2 pm

# CARNEGIE MELLON UNIVERSITY

GAME 2 - Sept. 8 - Fauver Stadium - Rochester, NY - 12 pm

Tartan Facts

**General Information**  
 Location: ..... Pittsburgh, PA  
 Founded: ..... 1900  
 Enrollment: ..... 6,362  
 Colors: ..... Cardinal & Gray  
 Nickname: ..... Tartans  
 Conference: ..... President's Athletic Conference/UA  
 Affiliation: ..... NCAA Division III  
 Stadium: ..... Gesling Stadium  
 Type/Capacity: ..... Field Turf/3,500  
 President: ..... Dr. Farnam Jahanian  
 Athletics Director: ..... Dr. Josh Centor  
 Website: ..... athletics.cmu.edu

**Football Information**  
 Head Coach: ..... Rich Lackner  
 Record at CMU (yrs.)/overall: ..... 210-114-2 (32)/same  
 2017 Record: ..... 7-4

**Sports Information**  
 SID: ..... Mark Fisher  
 Phone: ..... (412) 268-3087  
 E-Mail: ..... mwfisher@andrew.cmu.edu

**2017 Results**  
 9/2 at Washington-St. Louis ..... W 28-7  
 9/9 ROCHESTER ..... W 42-14  
 9/16 at Waynesburg ..... W 30-20  
 9/23 THOMAS MORE ..... W 37-17  
 9/30 at Bethany (WV) ..... W 45-14  
 10/7 WASHINGTON & JEFFERSON ..... L 20-27  
 10/14 GENEVA ..... W 42-27  
 10/21 at Thiel ..... W 42-10  
 10/28 at Westminster ..... L 7-21  
 11/11 CASE WESTERN RESERVE ..... L 34-41 (ot)  
 11/18 vs Muhlenberg\$ ..... L 6-32  
 \$ - ECAC Asa S. Bushnell Bowl



Rich Lackner



**2018 Schedule**  
 9/8 at Rochester ..... 12 pm  
 9/15 at Washington & Jefferson ..... 7 pm  
 9/22 SAINT VINCENT ..... 1 pm  
 9/29 GROVE CITY ..... 1 pm  
 10/6 at Waynesburg ..... 1:30 pm  
 10/13 BETHANY (WV) ..... 1 pm  
 10/20 at Thiel ..... 1 pm  
 10/27 GENEVA ..... 1 pm  
 11/3 at Westminster ..... 1 pm  
 11/10 at Case Western Reserve ..... 2 pm

# ALFRED STATE COLLEGE

GAME 3 - Sept. 15 - Pioneer Stadium - Alfred, NY - 1 pm

Pioneer Facts

**General Information**  
 Location: ..... Alfred, NY  
 Founded: ..... 1908  
 Enrollment: ..... 3,700  
 Colors: ..... Blue & Gold  
 Nickname: ..... Pioneers  
 Conference: ..... Eastern Collegiate Football Conference  
 Affiliation: ..... NCAA Division III  
 Stadium: ..... Pioneer Stadium  
 Type/Capacity: ..... Field Turf/2,000  
 President: ..... Irby Sullivan  
 Athletics Director: ..... Jason Doviak  
 Website: ..... www.alfredstateathletics.com

**Football Information**  
 Head Coach: ..... Scott Linn  
 Record at Alfred State (yrs.)/overall: ..... 1st Year/same  
 2017 Record: ..... 1-9

**Sports Information**  
 SID: ..... Paul Welker  
 Phone: ..... (607) 587-4563  
 E-Mail: ..... welkerpm@alfredstate.edu

**2017 Results**  
 8/31 at Coast Guard ..... L 7-34  
 9/9 HARTWICK ..... L 0-45  
 9/16 at Rochester ..... L 7-14  
 9/30 at Maritime ..... L 6-49  
 10/7 DEAN ..... L 14-28  
 10/14 GALLAUDET ..... L 19-35  
 10/21 at Anna Maria ..... L 34-36  
 10/28 MOUNT IDA ..... W 18-8  
 11/4 at Husson ..... L 0-63  
 11/11 CASTLETON ..... L 21-49



Scott Linn



**2018 Schedule**  
 9/1 UMASS-DARTMOUTH ..... 1 pm  
 9/8 at Hartwick ..... 5 pm  
 9/15 ROCHESTER ..... 1 pm  
 9/22 at Nichols ..... 12 pm  
 9/29 at Dean ..... 12 pm  
 10/6 MARITIME ..... 12 pm  
 10/13 HUSSON ..... 12 pm  
 10/27 at Gallaudet ..... 1 pm  
 11/3 ANNA MARIA ..... 1 pm  
 11/10 at Castleton ..... 1 pm

# EMORY & HENRY COLLEGE

GAME 4 - Sept. 22 - Fauver Stadium - Rochester, NY - 12 pm

Wasp Facts

**General Information**  
 Location: ..... Emory, VA  
 Founded: ..... 1836  
 Enrollment: ..... 1,234  
 Colors: ..... Blue & Gold  
 Nickname: ..... Wasps  
 Conference: ..... Old Dominion Athletic Conference  
 Affiliation: ..... NCAA Division III  
 Stadium: ..... Fred Selfe Stadium  
 Type/Capacity: ..... Field Turf/5,500  
 President: ..... Jake B. Schrum  
 Athletics Director: ..... Anne Crutchfield  
 Website: ..... www.gowasps.com

**Football Information**  
 Head Coach: ..... Curt Newsome  
 Record at E&H (yrs.)/overall: ..... 23-17 (4)/same  
 2017 Record: ..... 3-7

**Sports Information**  
 SID: ..... Joe Matthews  
 Phone: ..... (276) 944-6830  
 E-Mail: ..... jmatthews@ehc.edu

**2017 Results**  
 9/2 FERRUM ..... L 8-13  
 9/9 at Brevard ..... W 48-13  
 9/16 MARYVILLE (TN) ..... L 46-56  
 9/30 WASHINGTON & LEE ..... W 45-42  
 10/7 at Shenandoah ..... L 24-47  
 10/14 at Randolph-Macon ..... L 29-52  
 10/21 BRIDGEWATER ..... L 23-31  
 10/28 HAMPDEN-SYDNEY ..... L 30-38  
 11/4 at Apprentice ..... W 37-14  
 11/11 at Guilford ..... L 38-42



Curt Newsome



**2018 Schedule**  
 9/1 at Ferrum ..... 1 pm  
 9/15 METHODIST ..... 1 pm  
 9/22 at Rochester ..... 12 pm  
 9/29 at Hampden-Sydney ..... 1 pm  
 10/6 THOMAS MORE ..... 1 pm  
 10/13 at Washington & Lee ..... 1 pm  
 10/20 SHENANDOAH ..... 1 pm  
 10/27 RANDOLPH-MACON ..... 1 pm  
 11/3 at Bridgewater ..... 1 pm  
 11/10 GUILFORD ..... 1 pm



**YOUR NEIGHBORHOOD GATHERING PLACE.®**

1142 Mt. Hope Avenue | (585) 271-4105 | [www.thedistillery.com](http://www.thedistillery.com)



1120 Mt. Hope Avenue      (585) 442-6463

[www.pellegrinosdeli.com](http://www.pellegrinosdeli.com)

# Saint Facts

### General Information

Location: ..... Canton, NY  
 Founded: ..... 1856  
 Enrollment: ..... 2,493  
 Colors: ..... Scarlet & Brown  
 Nickname: ..... Saints  
 Conference: ..... Liberty League  
 Affiliation: ..... NCAA Division III  
 Stadium: ..... Leckonby Stadium  
 Type/Capacity: ..... Grass/1,500  
 President: ..... William L. Fox  
 Athletic Director: ..... Bob Durocher  
 Website: ..... www.saintsathletics.com

### Football Information

Head Coach: ..... Dan Puckhaber  
 Record at SLU (yrs.)/overall: ..... 11-9 (2)/same  
 2017 Record Overall/Conference: ..... 2-8/1-4

### Sports Information:

SID: ..... Aaron Todd  
 Phone: ..... (315) 229-5588  
 E-Mail: ..... atodd@stlawu.edu


### 2017 Results

9/2 at Utica ..... L 7-20  
 9/9 at Norwich ..... W 17-10  
 9/16 ITHACA\* ..... L 13-24  
 9/30 at Western New England ..... L 24-27 (ot)  
 10/7 at Union\* ..... L 6-30  
 10/14 BUFFALO STATE ..... L 21-24  
 10/21 ROCHESTER\* ..... W 36-14  
 10/28 RENNELAER\* ..... L 17-21  
 11/4 at Hobart\* ..... L 7-34  
 11/11 BROCKPORT ..... L 7-28

### 2018 Schedule

8/31 UTICA ..... 7 pm  
 9/8 NORWICH ..... 1 pm  
 9/15 at Brockport ..... 1 pm  
 9/21 at Morrisville State ..... 7 pm  
 9/29 THOMAS MORE ..... 1 pm  
 10/6 at Rochester\* ..... 1 pm  
 10/20 UNION\* ..... 1 pm  
 10/27 at Ithaca\* ..... 1 pm  
 11/3 at Rensselaer\* ..... 12 pm  
 11/10 HOBART\* ..... 1 pm

\* - Liberty League Games



Dan Puckhaber



# HOBART COLLEGE

## GAME 6 - Oct. 13 - Boswell Field - Geneva, NY - 12 pm

# Statesmen Facts

### General Information

Location: ..... Geneva, NY  
 Founded: ..... 1822  
 Enrollment: ..... 2,262 with William Smith  
 Colors: ..... Purple & Orange  
 Nickname: ..... Statesmen  
 Conference: ..... Liberty League  
 Affiliations: ..... NCAA Division III  
 Stadium: ..... Boswell Field  
 Type/Capacity: ..... Field Turf/3,000  
 President: ..... Patrick A. McGuire  
 Athletics Director: ..... Brian Miller  
 Website: ..... www.hwsathletics.com

### Football Information

Head Coach: ..... Kevin DeWall  
 Record at Hobart (yrs.)/overall: ..... 1st Year/13-17 (3)  
 2017 Record Overall/Conference: ..... 7-3/3-2

### Sports Information

SID: ..... Ken Debolt  
 Phone: ..... (315) 781-3146  
 E-Mail: ..... debolt@hws.edu

### 2017 Results

9/2 BROCKPORT ..... L 20-34  
 9/9 ST. JOHN FISHER ..... W 31-3  
 9/16 SHENANDOAH ..... W 56-30  
 9/23 ENDICOTT ..... W 34-17  
 9/30 at Ithaca\* ..... L 21-24  
 10/7 RENNELAER\* ..... W 30-0  
 10/14 at Hartwick ..... W 49-27  
 10/21 at Union\* ..... L 23-28  
 11/4 ST. LAWRENCE\* ..... W 34-7  
 11/11 at Rochester\* ..... W 51-12

### 2018 Schedule

9/1 at Brockport ..... 1 pm  
 9/8 MORRISVILLE STATE ..... 12 pm  
 9/15 at Shenandoah ..... 7 pm  
 9/22 at Endicott ..... 12 pm  
 10/6 UNION\* ..... 12 pm  
 10/13 ROCHESTER\* ..... 12 pm  
 10/20 at Rensselaer\* ..... 12 pm  
 11/3 ITHACA\* ..... 1 pm  
 11/10 at St. Lawrence\* ..... 1 pm

\* - Liberty League Games



Kevin DeWall



# ITHACA COLLEGE

## GAME 7 - Oct. 20 - Butterfield Stadium - Ithaca, NY - 1 pm

# Bomber Facts

### General Information

Location: ..... Ithaca, NY  
 Founded: ..... 1892  
 Enrollment: ..... 6,200  
 Color: ..... Blue & White  
 Nickname: ..... Bombers  
 Conference: ..... Liberty League  
 Affiliation: ..... NCAA Division III  
 Stadium: ..... Butterfield Stadium  
 Type/Capacity: ..... Grass/5,000  
 President: ..... Shirley M. Collado  
 Athletic Director: ..... Susan Bassett  
 Website: ..... athletics.ithaca.edu

### Football Information

Head Coach: ..... Dan Swanstrom  
 Record at Ithaca (yrs.)/overall: ..... 8-3(1)/same  
 2017 Record Overall/Conference: ..... 8-3/4-1

### Sports Information:

SID: ..... Justin Lutes  
 Phone: ..... (607) 274-5124  
 E-Mail: ..... jlutes@ithaca.edu

### 2017 Results

9/2 ALFRED ..... L 17-20  
 9/9 at Brockport ..... L 0-31  
 9/16 at St. Lawrence\* ..... W 24-13  
 9/30 HOBART\* ..... W 24-21  
 10/7 at Rochester\* ..... W 46-6  
 10/14 at Rensselaer\* ..... L 14-27  
 10/21 ST. JOHN FISHER ..... W 35-10  
 10/28 at Utica ..... W 14-0  
 11/4 UNION\* ..... W 20-3  
 11/11 SUNY CORTLAND ..... W 48-20  
 11/18 vs Salisbury^ ..... W 27-17  
 ^ - ECAC Scotty Whitelaw Bowl

### 2018 Schedule

9/1 SAINT VINCENT ..... 1 pm  
 9/8 BROCKPORT ..... 1 pm  
 9/15 at Alfred ..... 1 pm  
 9/22 at St. John Fisher ..... 2 pm  
 10/6 RENNELAER\* ..... 1 pm  
 10/13 at Union\* ..... 1:30 pm  
 10/20 ROCHESTER\* ..... 1 pm  
 10/27 ST. LAWRENCE\* ..... 1 pm  
 11/3 at Hobart\* ..... 1 pm  
 11/10 at SUNY Cortland ..... 12 pm

\* - Liberty League games



Dan Swanstrom





HERE'S TO A  
**SEASON OF  
SUCCESS**  
**GO YELLOWJACKETS!**

## **FLOWER CITY GLASS**

ROCHESTER'S LEADING  
RESIDENTIAL • COMMERCIAL  
GLASS SUPPLIER

PROVIDING WINDOWS, DOORS AND  
MEASURABLE VALUE FOR NEARLY A CENTURY  
[WWW.FLOWERCITYGLASS.COM](http://WWW.FLOWERCITYGLASS.COM)

188 Mt. Hope Avenue, Rochester, NY 14620 (585) 546-8646



Quality Contractor for Mechanical Construction  
Commercial • Industrial • Air Conditioning • Heating and Controls  
throughout New York and Northern Pennsylvania.

- Process Piping
- Plumbing
- Sheetmetal
- Custom Fabrication
- Refrigeration
- Service
- Maintenance
- Ammonia Refrigeration
- Dust Collection Systems
- Orbital Welding
- Heating/Ventilation Systems
- Design/Build Engineering
- Direct Digital Controls
- ASME Stamps "R", "S" & "U"
- Industrial Ventilation

We're proud to support the  
**University of Rochester Athletics**

[www.postlerandjaeckle.com](http://www.postlerandjaeckle.com) • 800-724-4252



**We are proud to  
support the  
Yellowjackets**

# EMPIRE

## KITCHEN & BATH

95 SAGINAW DR.

ROCHESTER, NY 14623

585-235-3050

WWW.EMPIRETOPS.COM

# GeneralSecurity

SECURITY • FIRE • SURVEILLANCE • ACCESS CONTROL • PHONES

www.gensecurity.com



- Access Control Systems
- ID/Management-Badging
- Video Surveillance/CCTV
- Design and Engineering Services
- Burglar Alarms
- Fire Alarm Systems
- Central Station Monitoring
- Maintenance & Inspection

**90 Airpark Drive Suite 402  
Rochester, NY 14624**

**PH: 585-241-9550 • FAX: 585-241-9552**

## RECOGNITION *Experts*

Exceptional Service and  
Products Since 1979

PROMOTIONAL PRODUCTS

- MUGS
- PENS
- BADGES
- BUTTONS
- NAMEPLATES
- CALENDARS
- IMPRINTED GIVEAWAYS
- PLAQUES & TROPHIES
- AWARDS
- CORPORATE APPAREL
- T-SHIRTS
- GOLF SHIRTS
- PHOTO ID'S

- EMPLOYEE RECOGNITION
- INCENTIVE PROGRAMS
- CATALOG PROGRAMS
- CUSTOM WEBSITES

AND MUCH MORE!

IN HOUSE ENGRAVING, EMBROIDERY,  
PRINTING AND ARTWORK



Visit Our Showroom

### Recognition Experts

116 Winton Road North  
Rochester, NY 14610-1938

**(585) 288-3300**

FAX (585) 244-8243

www.recognitionexperts.com

www.recognitionexperts.norwood.com



### General Information

Location: ..... Troy, NY  
 Founded: ..... 1824  
 Enrollment: ..... 6,265  
 Colors: ..... Cherry & White  
 Nickname: ..... Engineers  
 Conference: ..... Liberty League  
 Affiliation: ..... NCAA Division III  
 Stadium: ..... East Campus Stadium  
 Type/Capacity: ..... Field Turf/5,200  
 President: ..... Dr. Shirley Ann Jackson  
 Athletics Director: ..... Dr. Lee A. McElroy  
 Website: ..... www.rpiathletics.com

### Football Information

Head Coach: ..... Ralph Isernia  
 Record at RPI(yrs.)/overall: ..... 34-20 (5)/same  
 2017 Record Overall/Conference: ..... 8-3/4-1, NCAA 1st Rd.

### Sports Information

SID: ..... Kevin Beattie  
 Phone: ..... (518) 276-2187  
 E-Mail: ..... beattk@rpi.edu

### 2017 Results

9/2 WILLIAM PATERSON ..... W 45-0  
 9/9 at WPI ..... W 36-14  
 9/16 WESTERN NEW ENGLAND ..... W 31-14  
 9/23 at Buffalo State ..... L 21-33  
 10/7 at Hobart\* ..... L 0-30  
 10/14 ITHACA\* ..... W 27-14  
 10/21 at Alfred ..... W 30-15  
 10/28 at St. Lawrence\* ..... W 21-17  
 11/4 ROCHESTER\* ..... W 63-14  
 11/11 at Union\* ..... W 20-14  
 11/18 at Wesley# ..... L 27-45  
 # - NCAA Division III Tournament

### 2018 Schedule

9/1 at Allegheny ..... 1 pm  
 9/8 WPI ..... 12 pm  
 9/15 at Utica ..... 12 pm  
 9/22 BUFFALO STATE ..... 12 pm  
 10/6 at Ithaca\* ..... 1 pm  
 10/20 HOBART\* ..... 12 pm  
 10/27 at Rochester\* ..... 12 pm  
 11/3 ST. LAWRENCE\* ..... 12 pm  
 11/10 UNION\* ..... 12 pm  
 \* - Liberty League games



Ralph Isernia



### General Information

Location: ..... Schenectady, NY  
 Founded: ..... 1795  
 Enrollment: ..... 2,200  
 Colors: ..... Garnet  
 Nickname: ..... Dutchmen  
 Conference: ..... Liberty League  
 Affiliation: ..... NCAA Division III  
 Stadium: ..... Frank Bailey Field  
 Type/Capacity: ..... Field Turf/1,600  
 President: ..... Dr. David R. Harris  
 Athletics Director: ..... Jim McLaughlin  
 Website: ..... www.unionathletics.com

### Football Information

Head Coach: ..... Jeff Behrman  
 Record at Union (yrs.)/overall: ..... 10-11 (2)/same  
 2017 Record Overall/Conference: ..... 7-4/3-2

### Sports Information

SID: ..... Steve Sheridan  
 Phone: ..... (518) 388-6170  
 E-Mail: ..... sheridas@union.edu

### 2017 Results

9/2 at Husson ..... L 7-20  
 9/9 COAST GUARD ..... W 28-13  
 9/16 at Gallaudet ..... W 31-21  
 9/23 at Curry ..... W 17-14  
 9/30 at Morrisville State ..... W 28-27  
 10/7 ST. LAWRENCE\* ..... W 30-6  
 10/14 at Rochester\* ..... W 27-0  
 10/21 HOBART\* ..... W 28-23  
 11/4 at Ithaca\* ..... L 3-20  
 11/11 RENSSELAER\* ..... L 14-20  
 11/18 SUNY CORTLAND& ..... L 28-35  
 & - New York State Bowl

### 2018 Schedule

9/1 HUSSON ..... 1 pm  
 9/8 at Coast Guard ..... 1:30 pm  
 9/15 at Springfield ..... 2 pm  
 9/22 CURRY ..... 1 pm  
 10/6 at Hobart\* ..... 12 pm  
 10/13 ITHACA\* ..... 1:30 pm  
 10/20 at St. Lawrence\* ..... 1 pm  
 11/3 ROCHESTER\* ..... 1 pm  
 11/10 at Rensselaer\* ..... 12 pm  
 \* - Liberty League games



Jeff Behrman



### General Information

Location: ..... Alfred, NY  
 Founded: ..... 1836  
 Enrollment: ..... 1,815  
 Colors: ..... Purple & Gold  
 Nickname: ..... Saxons  
 Conference: ..... Empire 8  
 Affiliation: ..... NCAA Division III  
 Stadium: ..... Yunevich Stadium  
 Type/Capacity: ..... Field Turf/3,000  
 President: ..... Dr. Mark Zupan  
 Athletics Director: ..... Paul Vecchio  
 Website: ..... www.gosaxons.com

### Football Information

Head Coach: ..... Bob Rankl  
 Record at Alfred (yrs.)/overall: ..... 33-12 (4)/same  
 2017 Record: ..... 8-3

### Sports Information

SID: ..... Brandon Harrison  
 Phone: ..... (607) 871-2904  
 E-Mail: ..... harrisonb@alfred.edu

### 2017 Results

9/2 at Ithaca ..... W 20-17  
 9/16 UTICA ..... W 24-17  
 9/23 ROCHESTER ..... W 45-7  
 9/30 BUFFALO STATE ..... W 21-3  
 10/7 at St. John Fisher ..... W 21-14  
 10/14 at SUNY Cortland ..... L 17-20 (ot)  
 10/21 RENSSELAER ..... L 15-30  
 10/28 MORRISVILLE STATE ..... W 35-7  
 11/4 at Brockport ..... L 25-35  
 11/11 HARTWICK ..... W 63-21  
 11/19 vs Stevenson! ..... W 29-16  
 ! - ECAC James Lynch Bowl

### 2018 Schedule

9/1 THIEL ..... 1 pm  
 9/15 ITHACA ..... 1 pm  
 9/22 SUNY CORTLAND ..... 1 pm  
 9/29 at Morrisville State ..... 12 pm  
 10/6 at Buffalo State ..... 6 pm  
 10/13 BROCKPORT ..... 1 pm  
 10/20 at Utica ..... 2 pm  
 10/27 at Hartwick ..... 2 pm  
 11/3 ST. JOHN FISHER ..... 1 pm  
 11/10 at Rochester ..... 12 pm



Bob Rankl



# Edwin Fauver Stadium



Built in 1930 and completely refurbished during the 1980's, Fauver Stadium anchors the outdoor River Campus Sports Complex. An AstroTurf surface was installed during the Summer of 2000. In June, 2012, the most recent Field Turf surface was installed. A brand new press box was completed in the fall of 2016 and a new dormitory at the south end of the stadium was completed in 2017. The stadium concourse was also renovated in 2016 and new visiting team locker rooms, along with team space will be finished this fall. Within the new dorm building, the bottom two floors are dedicated to athletics, including new locker rooms, equipment space and athletic training rooms.

Seven different sports utilize the facility for home events (football, m/w soccer, field hockey, lacrosse, and m/w track & field).

On August 4, 1993 Fauver Stadium hosted the opening ceremonies of the Empire State Games (ESG), the largest amateur athletic competition in the United States, featuring more than 7,500 participants. The stadium was used for competition in track & field plus lacrosse. When the games returned to Rochester in 2006, Fauver Stadium was used for track & field competition.

Two legendary entertainers performed here in a four month span: **Cab Calloway** spoke at Graduation ceremonies in May, 1993 and led a crowd of more than 10,000 in a chorus of "Minnie The Moocher". **Ray Charles** played for one hour at the ESG opening ceremonies.

The stadium is named in memory of the man who planned construction of the athletic facilities at the River Campus. **Dr. Fauver** was instrumental in the formation of the New York State Conference of Small Colleges, and the Western New York Intercollegiate Athletic Conference.

Dedication ceremonies took place on October 18, 1930 at half-time of a Rochester-Wesleyan (CT) football game. Dr. Fauver and his brother **Dr. Edgar Fauver** of Wesleyan, served their schools as directors of physical education.

## Services

**Concessions:** A concession stand, offering a variety of items, can be found in the Stadium concourse.

**Handicapped Accessibility:** Wheelchair access is available through Gate III. Ramp seating is located in the center stands.

**Restrooms:** Lavatories for men and women are located in lobby on each side of the main entrance (Gate II).

**First Aid:** Persons in need of emergency first aid should contact an usher.

**Alcohol:** Alcoholic beverages are not permitted inside the Stadium. Violators will be ejected from the stadium.

**Public Address Announcements:** No special announcements, except those concerning University functions are made over the public address system except in emergency cases. If an emergency does arise, go to the press box and give the message to the Sports Information Director.

# What's In A Nickname? The Story Behind "Yellowjackets"



Had a vote gone differently, the University's athletic teams could have been named for the river that runs alongside the campus, for the official campus flower, or could bring one to recall a detective story by the noted author Edgar Allan Poe.

A story dated October 9, 1985 in the *Campus Times* says that students voted on possible mascots in Anderson Hall on the Prince Street campus in 1929.

"Yellowjackets" was the prevailing winner, beating Geneseeans, Dandelions, Gold Bugs, and Rivermen.

The evolution of the nickname "Yellowjackets" for Rochester athletic teams dates back to the 1920s, although there is some dispute as to how it evolved.

J. Howard Garnish is credited with giving the teams the nickname. During his undergraduate days, Garnish was a member of the football team and editor of *The Campus*, the student newspaper which was a forerunner of today's *Campus Times*.

An article from the October 26, 1987 edition of the *Campus Times* says Garnish was tackled and took a kick in the mouth. He then yelled "Go Yellowjackets" referring to the color of the University's jerseys.

In the November 12, 1926 edition of *The Campus*, a Buffalo player called the University's football team Yellowjackets because of their sting, not because of their clothing.

Garnish wrote an editorial in the same edition, rallying the team for an upcoming game vs. Rensselaer Polytechnic Institute. His headline read "Go to it, you Yellow Jackets!". The nickname stuck.

A 1991 edition of *Rochester Review*, the University's Alumni publication, says Garnish was knocked out cold after the tackle and the nickname came up in his editorial.

When the University celebrated its sesquicentennial anniversary in 2000, the Barnes and Noble bookstore published a desk calendar which had tid-bits of University history scattered throughout. Legend, according to the calendar, verifies that Garnish got up after a crushing tackle and cried out "Go you Yellow Jackets".



# “SPRING”

SHEET METAL & ROOFING



678 SOUTH CLINTON AVENUE  
ROCHESTER, NEW YORK  
PHONE 244-7730 FAX 244-8511

## SCHULER-HAAS ELECTRIC CORP.

WWW.SCHULER-HAAS.COM

### ROCHESTER

240 Commerce Drive  
Rochester, NY 14623  
Phone: 585-325-1060  
Fax: 585-325-3101

### ITHACA

1280 Dryden Road  
Ithaca, NY 14850  
Phone: 607-257-6670  
Fax: 607-257-6672



### CORNING

598 Rita's Way  
Painted Post, NY 14870  
Phone: 607-936-3840  
Fax: 607-936-3849

### BINGHAMTON

701 Azon Road  
Johnson City, NY 13790  
Phone: 607-722-3312  
Fax: 607-724-5607

We are committed to providing quality, value, and excellence for our customers, employees, and community with honesty and integrity .

ELECTRICAL CONTRACTORS SINCE 1961



80 Sovran Drive  
Webster, NY 14580



Your Premier Party Rental Company.

585 787 2555

- Dance Floors
- Lighting
- Tables
- Flatware
- Food Warmers
- Inflatables
- Chairs
- Linens
- Portable Bars
- Stages
- China
- Skirting
- Pipe & Drape
- Grills
- Tents
- Glassware

www.nolansrental.com

## Good Luck Yellowjackets!

*From your friends at...*

# Mt. Hope Diner

1511 Mt. Hope Avenue  
585.256.1939



## ME ENGINEERING

150 North Chestnut Street  
Rochester NY 14604  
585.288.5590

www.meengineering.com

Rochester | Buffalo | Syracuse | Schenectady



# All-Time Game-By-Game Results

## 1889 (5-4-1)

10/4/1889	ROCHESTER AC	W	16-6	Rochester, NY
10/11/1889	at Rochester AC	W	4-0	Rochester, NY
10/19/1889	at Cornell	L	0-106	Ithaca, NY
10/24/1889	ROCHESTER AC	W	32-0	Rochester, NY
11/4/1889	PALMYRA UNION AC	W	26-0	Rochester, NY
11/15/1889	at Richfield AC	L	0-2	Albany, NY
11/18/1889	at Amherst	L	0-72	Amherst, MA
11/19/1889	at Trinity (CT)	L	0-12	Hartford, CT
11/23/1889	SYRACUSE	W	36-0	Rochester, NY
11/28/1889	vs Union (NY)	T	0-0	Elmira, NY

## 1890 (3-4)

10/11/1890	at Cornell	L	0-98	Ithaca, NY
10/29/1890	HAMILTON	W	10-4	Rochester, NY
11/4/1890	at Union (NY)	W	9-6	Schenectady, NY
11/5/1890	at Hamilton	L	0-10	Clinton, NY
11/15/1890	SYRACUSE	L	0-4	Rochester, NY
11/22/1890	at Syracuse	W	2-0	Syracuse, NY
11/27/1889	UNION (NY)	L	4-6	Rochester, NY

## 1891 (1-5)

10/24/1891	at Brockport Normal	W	146-0	Brockport, NY
10/31/1891	CORNELL	L	10-21	Rochester, NY
11/7/1891	at Hamilton	L	4-28	Clinton, NY
11/14/1891	UNION (NY)	L	0-9	Rochester, NY
11/21/1891	at Syracuse	L	16-18	Syracuse, NY
11/26/1891	COLGATE	L	0-6	Rochester, NY

## 1892 (5-5)

10/8/1892	BROCKPORT NORMAL	W	46-0	Rochester, NY
10/12/1892	at Canandaigua HS	W	24-10	Canandaigua, NY
10/15/1892	at Canandaigua HS	W	20-0	Canandaigua, NY
10/19/1892	HOBART	W	40-0	Rochester, NY
10/24/1892	CHICAGO AA	L	0-34	Rochester, NY
11/1/1889	at Syracuse AC	L	0-10	Syracuse, NY
11/6/1892	at Colgate	L	0-16	Hamilton, NY
11/7/1892	at Union (NY)	L	0-40	Schenectady, NY
11/12/1892	SYRACUSE	W	22-0	Rochester, NY
11/18/1892	HAMILTON	L	8-10	Rochester, NY

## 1893 (4-2)

11/4/1893	at St. John's Academy	L	4-6	Syracuse, NY
11/7/1893	LYNWOOD AC	W	24-6	Rochester, NY
11/11/1893	at Hamilton	W	12-6	Clinton, NY
11/18/1893	at Syracuse	W	14-10	Syracuse, NY
11/25/1893	UNION (NY)	L	0-36	Rochester, NY
11/30/1893	SYRACUSE	W	6-0	Rochester, NY

## 1894 (2-3-1)

10/13/1894	at Hobart	T	0-0	Geneva, NY
10/24/1894	ST. JOHN'S ACADEMY	L	0-10	Rochester, NY
11/4/1894	HOBART	W	20-10	Rochester, NY
11/10/1894	SYRACUSE	L	12-28	Rochester, NY
11/17/1894	at Union (NY)	L	0-62	Schenectady, NY
11/30/1894	HAMILTON	W	18-0	Rochester, NY

## 1895 (3-6-2)

9/26/1895	at Brockport Normal	W	6-4	Brockport, NY
10/5/1895	BROCKPORT NORMAL	L	2-4	Rochester, NY
10/23/1895	at Buffalo Medical	W	12-4	Buffalo, NY
10/26/1895	HOBART	L	4-6	Rochester, NY
11/2/1895	ROCHESTER AC	T	0-0	Rochester, NY
11/6/1895	at Lancaster AC	L	0-20	Buffalo, NY
11/13/1895	ROCHESTER AC	W	22-0	Rochester, NY
11/16/1895	at Syracuse	L	0-28	Syracuse, NY
11/20/1895	at Brockport Normal	L	0-4	Brockport, NY
11/23/1895	BUFFALO MEDICAL	T	6-6	Rochester, NY
11/28/1895	HAMILTON	L	0-12	Rochester, NY

## 1896 (0-8-1)

10/10/1896	at Buffalo	L	6-62	Buffalo, NY
10/14/1896	HOBART	L	0-22	Rochester, NY
10/22/1896	ST. JOHN'S ACADEMY	L	0-6	Rochester, NY
10/24/1896	ROCHESTER YMCA	L	0-18	Rochester, NY
10/27/1896	at Syracuse	L	4-62	Syracuse, NY
10/29/1896	at St. John's Academy	L	0-44	Manlius, NY
10/30/1896	at Hamilton	L	0-30	Clinton, NY
11/14/1896	ROCHESTER YMCA	T	0-0	Rochester, NY
11/26/1896	HAMILTON	L	0-16	Rochester, NY

## 1897 (5-5)

10/2/1897	CANANDAIGUA AC	W	22-0	Rochester, NY
10/9/1897	at Canandaigua AC	L	0-6	Canandaigua, NY
10/13/1897	HOBART	W	16-14	Rochester, NY
10/20/1897	at Hobart	L	6-16	Geneva, NY
10/23/1897	ST. JOHN'S ACADEMY	L	0-10	Rochester, NY
10/30/1897	at Hamilton	L	0-12	Clinton, NY
11/3/1897	at Syracuse	L	0-36	Syracuse, NY
11/6/1897	ROCHESTER FREE ACAD.	W	28-0	Rochester, NY
11/10/1897	ALFRED	W	12-8	Rochester, NY
11/25/1897	COLGATE	W	8-0	Rochester, NY

## 1898 (4-3-1)

10/1/1898	at Syracuse	L	0-35	Syracuse, NY
10/8/1898	HOBART	W	6-5	Rochester, NY
10/26/1898	at Alfred	W	5-0	Alfred, NY
10/29/1898	HAMILTON	L	0-47	Rochester, NY
11/5/1898	CANANDAIGUA AC	T	5-5	Rochester, NY
11/16/1898	ALFRED	W	18-0	Rochester, NY
11/19/1898	ROCHESTER FREE ACAD.	W	5-0	Rochester, NY
11/24/1898	HOBART	L	2-11	Rochester, NY

## 1899 (6-1-2)

9/30/1899	GENESEE WESLEYAN	W	6-0	Rochester, NY
10/14/1899	at Buffalo	T	0-0	Buffalo, NY
10/18/1899	at Alfred	W	12-0	Alfred, NY
10/21/1899	ROCHESTER FREE ACAD.	W	23-0	Rochester, NY
10/27/1899	ST. LAWRENCE	W	32-0	Rochester, NY
11/11/1899	SYRACUSE	L	0-23	Rochester, NY
11/23/1899	ALFRED	T	6-6	Rochester, NY
11/25/1899	at Watertown AA	W	5-0	Watertown, NY
11/30/1899	HOBART	W	40-0	Rochester, NY

## 1900 (3-6)

10/3/1900	at Cornell	L	0-6	Ithaca, NY
10/6/1900	GENESEE WESLEYAN	W	17-0	Rochester, NY
10/13/1900	at Union (NY)	L	0-11	Schenectady, NY
10/20/1900	HOBART	W	39-5	Rochester, NY
10/27/1900	at Athens AA	L	0-16	Athens, PA
11/3/1900	COLGATE	W	11-5	Rochester, NY
11/10/1900	at Watertown AA	L	0-41	Watertown, NY
11/17/1900	at Syracuse	L	5-68	Syracuse, NY
11/29/1900	HAMILTON	L	0-11	Rochester, NY

## 1901 (7-4)

9/28/1901	GENESEE WESLEYAN	W	23-0	Rochester, NY
10/2/1901	at Cornell	L	0-50	Ithaca, NY
10/12/1901	at Hobart	L	12-17	Geneva, NY
10/16/1901	at Alfred	W	6-5	Alfred, NY
10/19/1901	ALL-ROCHESTER AC	L	6-12	Rochester, NY
10/26/1901	at Colgate	W	11-6	Hamilton, NY
11/2/1901	GENESEO NORMAL	W	42-0	Rochester, NY
11/6/1901	ALFRED	W	18-0	Rochester, NY
11/9/1901	UNION (NY)	L	5-23	Rochester, NY
11/16/1901	ROCHESTER ALUMNI	W	6-0	Rochester, NY

## 1902 (3-6)

9/27/1902	GENESEE WESLEYAN	W	11-0	Rochester, NY
10/1/1902	at Cornell	L	0-31	Ithaca, NY
10/11/1902	at Hobart	L	0-16	Geneva, NY
10/18/1902	at Union (NY)	W	6-5	Schenectady, NY
11/1/1902	COLGATE	L	0-22	Rochester, NY
11/8/1902	at Buffalo	L	0-6	Buffalo, NY
11/15/1902	NIAGARA	W	18-0	Rochester, NY
11/22/1902	at Hamilton	L	0-42	Clinton, NY
11/29/1902	HOBART	L	5-6	Rochester, NY

## 1903 (4-4)

10/3/1903	at Cornell	L	0-11	Ithaca, NY
10/10/1903	NIAGARA	W	29-5	Rochester, NY
10/17/1903	at Hobart	L	5-15	Geneva, NY
10/24/1903	HAMILTON	L	6-11	Rochester, NY
10/31/1903	at Colgate	L	5-23	Hamilton, NY
11/7/1903	BUFFALO	W	47-0	Rochester, NY
11/21/1903	UNION (NY)	W	17-6	Rochester, NY
11/26/1903	HOBART	W	15-5	Rochester, NY

## 1904 (6-3)

9/24/1904	NIAGARA	W	26-0	Rochester, NY
10/1/1904	at Cornell	L	6-29	Ithaca, NY
10/8/1904	at Union (NY)	W	6-5	Schenectady, NY
10/15/1904	NYU	W	6-5	Rochester, NY
10/22/1904	ONONDAGA AC	W	58-0	Rochester, NY
10/29/1904	at Colgate	L	5-20	Rochester, NY
11/5/1904	at Hamilton	L	6-28	Clinton, NY
11/12/1904	ST. LAWRENCE	W	44-0	Rochester, NY
11/24/1904	TUFTS	W	16-5	Rochester, NY

## 1905 (4-3)

9/23/1905	NIAGARA	W	10-5	Rochester, NY
9/30/1905	at Syracuse	L	0-16	Syracuse, NY
10/7/1905	at Hamilton	L	0-29	Clinton, NY
10/14/1905	HOBART	W	16-0	Rochester, NY
10/28/1905	at Colgate	L	12-53	Hamilton, NY
11/4/1905	ST. LAWRENCE	W	28-5	Rochester, NY
11/11/1905	UNION (NY)	W	16-0	Rochester, NY

## 1906 (2-5-2)

9/22/1906	NIAGARA	T	0-0	Rochester, NY
9/29/1906	at Syracuse	L	0-38	Syracuse, NY
10/6/1906	COLGATE	L	0-18	Rochester, NY
10/13/1906	RENSSELAER	T	0-0	Rochester, NY
10/20/1906	ST. LAWRENCE	W	11-5	Rochester, NY
10/27/1906	at Hamilton	L	0-21	Clinton, NY

11/3/1906	at Hobart	L	0-11	Geneva, NY
11/9/1906	at Alfred	W	18-0	Alfred, NY
11/17/1906	TUFTS	L	0-25	Rochester, NY

## 1907 (5-4)

9/28/1907	at Syracuse	L	6-40	Syracuse, NY
10/5/1907	NIAGARA	L	7-16	Rochester, NY
10/8/1907	vs Colgate	L	0-41	Utica, NY
10/12/1907	vs St. Lawrence	W	5-0	Canandaigua, NY
10/19/1907	HAMILTON	W	26-9	Rochester, NY
10/26/1907	at Army	L	0-30	West Point, NY
11/2/1907	HOBART	W	11-6	Rochester, NY
11/9/1907	at Union (NY)	W	4-0	Schenectady, NY
11/16/1907	RENSSELAER	W	22-0	Rochester, NY

## 1908 (7-1-1)

9/26/1908	GEORGE JR. REPUBLIC	W	21-0	Rochester, NY
10/3/1908	at Rensselaer	T	0-0	Troy, NY
10/10/1908	at Hamilton	W	5-0	Clinton, NY
10/17/1908	at Syracuse	L	12-23	Syracuse, NY
10/24/1908	UNION (NY)	W	17-0	Rochester, NY
10/30/1908	vs Alfred	W	37-0	Hornell, NY
11/3/1908	NIAGARA	W	11-0	Rochester, NY
11/7/1908	ST. BONAVENTURE	W	12-0	Rochester, NY
11/14/1908	at Hobart	W	24-4	Geneva, NY

## 1909 (4-3-1)

9/25/1909	GEORGE JR. REPUBLIC	T	0-0	Rochester, NY
10/2/1909	NIAGARA	W	5-0	Rochester, NY
10/9/1909	at Syracuse	L	0-17	Syracuse, NY
10/16/1909	HAMILTON	W	17-5	Rochester, NY
10/23/1909	at Union (NY)	W	6-3	Schenectady, NY
10/30/1909	RENSSELAER	L	0-9	Rochester, NY
11/6/1909	COLGATE	L	0-21	Rochester, NY
11/13/1909	at Hobart	W	1-0	Geneva, NY

## 1910 (4-3-2)

9/24/1910	GEORGE JR. REPUBLIC	L	0-19	Rochester, NY
10/1/1910	ST. BONAVENTURE	W	13-0	Rochester, NY
10/8/1910	at Syracuse	L	0-6	Syracuse, NY
10/15/1910	UNION (NY)	W	8-0	Rochester, NY
10/22/1910	at Hamilton	W	5-2	Clinton, NY
11/5/1910	COLGATE	L	5-6	Rochester, NY
11/12/1910	at Rensselaer	T	0-0	Troy, NY
11/19/1910	HOBART	T	0-0	Rochester, NY
11/24/1910	HOLY CROSS	W	3-0	Rochester, NY

## 1911 (4-4)

10/7/1911	ST. LAWRENCE	W	16-0	Rochester, NY
10/14/1911	SYRACUSE	L	5-6	Rochester, NY
10/21/1911	HAMILTON	W	23-5	Rochester, NY
10/28/1911	BUCKNELL	L	0-5	Rochester, NY
11/4/1911	at Union (NY)	W	12-0	Schenectady, NY
11/11/1911	RENSSELAER	L	0-5	Rochester, NY
11/18/1911	at Hobart	W	3-0	Geneva, NY
11/30/1911	COLGATE	L	6-11	Rochester, NY

## 1912 (3-3-2)

10/5/1912	ST. LAWRENCE	W	33-0	Rochester, NY
10/12/1912	at Hamilton			

**1915 (3-6)**

10/2/1915	ST. LAWRENCE	W	6-0	Rochester, NY
10/9/1915	COLGATE	L	0-44	Rochester, NY
10/16/1915	SYRACUSE	L	0-82	Rochester, NY
10/23/1915	at Allegheny	L	0-19	Meadville, PA
10/30/1915	ST. STEPHEN'S	W	53-0	Rochester, NY
11/6/1915	at Hamilton	L	0-7	Clinton, NY
11/13/1915	at Hobart	L	0-12	Geneva, NY
11/20/1915	BUFFALO	L	3-7	Rochester, NY
11/25/1915	CLARKSON	W	61-7	Rochester, NY

**1916 (6-3)**

10/1/1916	ALFRED	L	0-27	Rochester, NY
10/7/1916	ST. LAWRENCE	W	28-0	Rochester, NY
10/14/1916	CLARKSON	W	49-13	Rochester, NY
10/21/1916	BUFFALO	W	14-2	Rochester, NY
10/28/1916	HAMILTON	W	30-0	Rochester, NY
11/4/1916	HOBART	W	25-0	Rochester, NY
11/11/1916	at Colgate	L	6-35	Hamilton, NY
11/18/1916	ALLEGHENY	L	0-7	Rochester, NY
11/30/1916	VERMONT	W	10-7	Rochester, NY

**1917 (1-4-1)**

10/6/1917	ST. LAWRENCE	T	0-0	Rochester, NY
10/20/1917	BUFFALO	L	0-28	Rochester, NY
10/27/1917	at Hamilton	L	0-14	Clinton, NY
11/3/1917	at Oberlin	L	0-20	Oberlin, OH
11/10/1917	WESLEYAN (CT)	L	6-27	Rochester, NY
11/17/1917	at Hobart	W	9-0	Geneva, NY

**1918 (3-1)**

10/26/1918	SCHOOL OF AIR PHOTO.	W	33-0	Rochester, NY
11/9/1918	at Buffalo	L	6-19	Buffalo, NY
11/16/1918	SCHOOL OF AIR PHOTO.	W	17-0	Rochester, NY
11/28/1918	HOBART	W	29-0	Rochester, NY

**1919 (3-3-2)**

10/11/1919	ST. LAWRENCE	L	3-6	Rochester, NY
10/18/1919	at Princeton	L	0-34	Princeton, NJ
10/25/1919	CLARKSON	W	27-0	Rochester, NY
11/1/1919	BUFFALO	W	33-0	Rochester, NY
11/8/1919	at Colgate	L	0-21	Hamilton, NY
11/15/1919	RENSSELAER	W	23-6	Rochester, NY
11/22/1919	HAMILTON	T	0-0	Rochester, NY
11/27/1919	HOBART	T	0-0	Rochester, NY

**1920 (3-5-1)**

11/2/1920	at Cornell	L	6-13	Ithaca, NY
11/9/1920	ST. LAWRENCE	L	17-24	Rochester, NY
10/16/1920	at Lehigh	L	0-41	Bethlehem, PA
10/23/1920	FRANK. & MARSH.	L	0-14	Rochester, NY
10/30/1920	WESLEYAN (CT)	L	0-21	Rochester, NY
11/6/1920	COLGATE	W	21-14	Rochester, NY
11/13/1920	at Hamilton	W	7-0	Clinton, NY
11/20/1920	CLARKSON	W	26-7	Rochester, NY
11/25/1920	HOBART	T	14-14	Rochester, NY

**1921 (5-4)**

10/1/1921	NIAGARA	W	7-0	Rochester, NY
10/8/1921	at Cornell	L	0-55	Ithaca, NY
10/15/1921	ST. LAWRENCE	W	29-0	Rochester, NY
10/22/1921	at Union (NY)	W	28-7	Schenectady, NY
10/29/1921	RENSSELAER	W	6-3	Rochester, NY
11/5/1921	COLGATE	L	0-41	Rochester, NY
11/12/1921	HAMILTON	W	7-0	Rochester, NY
11/19/1921	CLARKSON	L	0-6	Rochester, NY
11/24/1921	HOBART	L	0-14	Rochester, NY

**1922 (6-2-1)**

9/30/1922	ST. LAWRENCE	W	27-7	Rochester, NY
10/7/1922	at Hamilton	W	19-0	Clinton, NY
10/14/1922	WESTMINSTER (PA)	W	7-0	Rochester, NY
10/21/1922	UNION (NY)	T	7-7	Rochester, NY
10/28/1922	at Rensselaer	L	7-17	Troy, NY
11/4/1922	BUFFALO	W	19-10	Rochester, NY
11/11/1922	at Colgate	L	0-40	Hamilton, NY
11/18/1922	NIAGARA	W	27-7	Rochester, NY
11/30/1922	HOBART	W	15-14	Rochester, NY

**1923 (2-7)**

9/29/1923	NIAGARA	L	7-19	Rochester, NY
10/6/1923	at NYU	L	0-7	New York, NY
10/13/1923	HAMILTON	W	13-0	Rochester, NY
10/20/1923	at Union (NY)	L	0-7	Schenectady, NY
10/27/1923	ALLEGHENY	L	6-49	Rochester, NY
11/3/1923	RENSSELAER	L	7-9	Rochester, NY
11/10/1923	COLGATE	L	0-49	Rochester, NY
11/17/1923	at Buffalo	W	13-6	Buffalo, NY
11/29/1923	HOBART	L	0-10	Rochester, NY

**1924 (4-5)**

9/27/1924	NIAGARA	L	0-6	Rochester, NY
10/4/1924	at Wesleyan (CT)	L	10-20	Middletown, CT
10/11/1924	at Hamilton	L	16-30	Clinton, NY
10/18/1924	ALFRED	W	3-0	Rochester, NY



The teams of the 1920s (above) starred Bert Van Horn among others.

10/25/1924	ST. LAWRENCE	W	24-7	Rochester, NY
11/1/1924	at Rensselaer	W	7-3	Troy, NY
11/8/1924	BUFFALO	W	21-7	Rochester, NY
11/15/1924	ST. STEPHEN'S	L	0-22	Rochester, NY
11/27/1924	HOBART	L	17-42	Rochester, NY

**1925 (1-7-1)**

9/26/1925	at Amherst	L	0-23	Amherst, MA
10/3/1925	HAMILTON	L	0-8	Rochester, NY
10/10/1925	NIAGARA	L	0-55	Rochester, NY
10/17/1925	at Buffalo	T	0-0	Buffalo, NY
10/24/1925	CLARKSON	L	0-19	Rochester, NY
10/31/1925	at Oberlin	L	0-24	Oberlin, OH
11/7/1925	ALFRED	W	13-0	Rochester, NY
11/14/1925	RENSSELAER	L	0-6	Rochester, NY
11/26/1925	HOBART	L	6-17	Rochester, NY

**1926 (3-5-1)**

9/25/1926	at Amherst	L	0-33	Amherst, MA
10/2/1926	ALFRED	W	6-0	Rochester, NY
10/9/1926	at Hamilton	L	0-20	Clinton, NY
10/16/1926	WESLEYAN (CT)	L	6-27	Rochester, NY
10/23/1926	OBERLIN	L	0-18	Rochester, NY
10/30/1926	BUFFALO	W	32-0	Rochester, NY
11/6/1926	CLARKSON	T	0-0	Rochester, NY
11/13/1926	at Rensselaer	W	47-6	Troy, NY
11/25/1926	HOBART	L	6-13	Rochester, NY

**1927 (6-2)**

10/1/1927	ALFRED	W	13-0	Rochester, NY
10/8/1927	HAMILTON	W	18-0	Rochester, NY
10/15/1927	KENYON	W	34-6	Rochester, NY
10/22/1927	at Buffalo	W	46-0	Buffalo, NY
10/29/1927	CLARKSON	W	19-13	Rochester, NY
11/5/1927	at Union (NY)	L	14-20	Schenectady, NY
11/12/1927	WESLEYAN (CT)	W	7-0	Rochester, NY
11/19/1927	HOBART	L	7-33	Rochester, NY

**1928 (5-2-1)**

10/6/1928	ALFRED	W	7-0	Rochester, NY
10/13/1928	at Hamilton	T	13-13	Clinton, NY
10/20/1928	at Wesleyan (CT)	L	13-14	Middletown, CT
10/27/1928	BUFFALO	W	32-0	Rochester, NY
11/3/1928	OBERLIN	L	12-19	Rochester, NY
11/10/1928	UNION (NY)	W	36-0	Rochester, NY
11/17/1928	RENSSELAER	W	37-6	Rochester, NY
11/24/1928	HOBART	W	20-18	Rochester, NY

**1929 (6-2-1)**

9/28/1929	at Wesleyan (CT)	W	13-6	Middletown, CT
10/4/1929	at Alfred	W	27-0	Alfred, NY
10/12/1929	HAMILTON	L	0-6	Rochester, NY
10/19/1929	at Rensselaer	W	13-0	Troy, NY
10/26/1929	at Buffalo	W	20-0	Buffalo, NY
11/2/1929	SPRINGFIELD	T	7-7	Rochester, NY
11/9/1929	at Union (NY)	L	0-7	Schenectady, NY
11/16/1929	CLARKSON	W	34-0	Rochester, NY
11/23/1929	HOBART	W	13-0	Rochester, NY

**1930 (7-2)**

9/27/1930	at Williams	L	0-20	Williamstown, MA
10/4/1930	OBERLIN	W	13-0	Rochester, NY
10/11/1930	at Hamilton	W	19-0	Clinton, NY
10/18/1930	WESLEYAN (CT)	L	0-13	Rochester, NY
10/25/1930	KENYON	W	13-6	Rochester, NY
11/1/1930	BUFFALO	W	24-7	Rochester, NY
11/8/1930	UNION (NY)	W	14-13	Rochester, NY
11/15/1930	CLARKSON	W	26-7	Rochester, NY
11/22/1930	HOBART	W	28-0	Rochester, NY

**1931 (3-5-1)**

9/26/1931	at Wesleyan (CT)	L	3-6	Middletown, CT
10/3/1931	at Alfred	W	12-6	Alfred, NY
10/10/1931	HAMILTON	W	13-6	Rochester, NY

10/17/1931	WILLIAMS	L	6-13	Rochester, NY
10/24/1931	BALDWIN WALLACE	T	6-6	Rochester, NY
10/31/1931	at Buffalo	W	14-7	Buffalo, NY
11/7/1931	at Union (NY)	L	0-13	Schenectady, NY
11/14/1931	CLARKSON	L	0-7	Rochester, NY
11/21/1931	HOBART	L	6-13	Rochester, NY

**1932 (4-5)**

9/24/1932	at Williams	L	0-6	Williamstown, MA
10/1/1932	ALFRED	W	8-6	Rochester, NY
10/8/1932	at Hamilton	L	7-14	Clinton, NY
10/15/1932	at Oberlin	W	2-0	Oberlin, OH
10/22/1932	BUFFALO	W	12-7	Rochester, NY
10/29/1932	HOBART	L	0-6	Rochester, NY
11/5/1932	UNION (NY)	L	0-28	Rochester, NY
11/12/1932	KENYON	W	13-0	Rochester, NY
11/19/1932	WESLEYAN (CT)	L	0-13	Rochester, NY

**1933 (1-6-1)**

9/30/1933	OBERLIN	L	0-12	Rochester, NY
10/7/1933	ALFRED	L	0-6	Rochester, NY
10/14/1933	HAMILTON	L	6-12	Rochester, NY
10/21/1933	RENSSELAER	W	14-6	Rochester, NY
10/28/1933	KENYON	L	0-18	Rochester, NY
11/4/1933	HOBART	T	0-0	Rochester, NY
11/11/1933	at Union (NY)	L	0-13	Schenectady, NY
11/18/1933	WESLEYAN (CT)	L	0-15	Rochester, NY

**1934 (5-2)**

10/6/1934	OBERLIN	W	7-6	Rochester, NY
10/13/1934	KENYON	W	19-0	Rochester, NY
10/20/1934	at Amherst	L	7-35	Amherst, MA
10/27/1934	at Hamilton	L	0-13	Clinton, NY
11/3/1934	HOBART	W	20-7	Rochester, NY
11/10/1934	UNION (NY)	W	25-8	Rochester, NY
11/17/1934	at Wesleyan (CT)	W	20-7	Middletown, CT

**1935 (1-6)**

10/5/1935	at Oberlin	W	7-0	Oberlin, OH
10/12/1935	KENYON	L	6-18	Rochester, NY
10/19/1935	AMHERST	L	0-12	Rochester, NY
10/26/1935	HAMILTON	L	0-13	Rochester, NY
11/2/1935	HOBART	L	14-34	Rochester, NY
11/9/1935	at Union (NY)	L	12-13	Schenectady, NY
11/16/1935	WESLEYAN (CT)	L	0-34	Rochester, NY

**1936 (2-5)**

10/3/1936	OBERLIN	W	34-0	Rochester, NY
10/10/1936	BUFFALO	L	2-29	Rochester, NY
10/17/1936	at Amherst	L	6-41	Amherst, MA
10/24/1936	at Hamilton	W	18-7	Clinton, NY
10/31/1936	HOBART	L	13-21	Rochester, NY
11/7/1936	UNION (NY)	L	0-7	Rochester, NY
11/14/1936	at Wesleyan (CT)	L	19-35	Middletown, CT

**1937 (0-7)**

10/2/1937	at Oberlin	L	0-2	Oberlin, OH
10/9/1937	at Buffalo	L	7-12	Buffalo, NY
10/16/1937	AMHERST	L	0-41	Rochester, NY
10/23/1937	HAMILTON	L	0-16	Rochester, NY
10/30/1937	HOBART	L	0-19	Rochester, NY
11/6/1937	at Union (NY)	L	0-12	Schenectady, NY
11/13/1937	WESLEYAN (CT)	L	0-6	Rochester, NY

**1938 (2-4-1)**

10/1/1938	OBERLIN	T	6-6	Rochester, NY
10/8/1938	RENSSELAER	W	14-0	Rochester, NY
10/15/1938	at Amherst	L	6-41	Amherst, MA
10/22/1938	at Hamilton	W	17-0	Clinton, NY
10/29/1938	HOBART	L	0-40	Rochester, NY
11/5/1938	UNION (NY)	L	13-20	Rochester, NY
11/12/1938	at Wesleyan (CT)	L	13-20	Middletown, CT

**1939 (0-7)**

10/7/1939	at Oberlin	L	0-12	Oberlin, OH
10/14/1939	at Rensselaer	L	6-26	Troy, NY
10/21/1939	AMHERST	L	0-32	Rochester, NY
10/28/1939	HAMILTON	L	6-7	Rochester, NY
11/4/1939	TRINITY (CT)	L	0-46	Rochester, NY
11/11/1939	at Union (NY)	L	0-46	Schenectady, NY
11/18/1939	HOBART	L	0-23	Rochester, NY

**1940 (4-3)**

10/5/1940	at Oberlin	L	12-20	Oberlin, OH
10/12/1940	DENISON	W	18-6	Rochester, NY
10/19/1940	at Amherst	L	0-26	Amherst, MA
10/26/1940	at Hamilton	W	12-7	Clinton, NY
11/2/1940	KENYON	W	32-0	Rochester, NY
11/9/1940	UNION (NY)	W	40-6	Rochester, NY
11/16/1940	HOBART	L	7-18	Rochester, NY

**1941 (6-1)**

10/4/1941	OBERLIN	W	13-6	Rochester, NY
10/11/1941	KENYON	W	13-0	Rochester, NY
10/18/1941	AMHERST	L	2-7	Rochester, NY
10/25/1941	HAMILTON	W	19-7	Rochester, NY
11/1/1941	ALLEGHENY	W	34-0	Rochester, NY
11/8/1941	at Union (NY)	W	19-6	Schenectady, NY
11/15/1941	HOBART	W	19-7	Rochester, NY

**1942 (7-1)**

9/26/1942	at DePauw	W	25-0	Greencastle, IN
10/3/1942	WASH. & JEFF.	W	30-0	Rochester, NY
10/10/1942	RENSSELAER	W	14-0	Rochester, NY
10/17/1942	at Amherst	L	0-6	Amherst, MA
10/24/1942	at Hamilton	W	33-0	Clinton, NY
10/31/1942	ALLEGHENY	W	41-0	Rochester, NY
11/7/1942	UNION (NY)	W	40-2	Rochester, NY
11/14/1942	HOBART	W	59-0	Rochester, NY

**1943 (6-1)**

9/11/1943	BALDWIN WALLACE	W	14-6	Rochester, NY
9/18/1943	at Yale	W	14-12	New Haven, CT
9/25/1943	COLGATE	L	0-7	Rochester, NY
10/2/1943	CARNEGIE MELLON	W	16-0	Rochester, NY
10/9/1943	RENSSELAER	W	26-0	Rochester, NY
10/16/1943	at Colgate	W	14-6	Hamilton, NY
10/30/1943	CASE INSTITUTE	W	39-9	Rochester, NY

**1944 (5-3)**

9/8/1944	BALDWIN WALLACE	L	19-33	Rochester, NY
9/16/1944	at Rensselaer	W	13-0	Troy, NY
9/23/1944	at Union (NY)	W	27-7	Schenectady, NY
9/30/1944	at Colgate	W	20-13	Hamilton, NY
10/7/1944	MIAMI (OH)	L	7-19	Rochester, NY
10/14/1944	at Oberlin	W	13-7	Oberlin, OH
10/28/1944	at Yale	L	0-32	New Haven, CT
11/4/1944	CASE INSTITUTE	W	19-0	Rochester, NY

**1945 (3-4)**

9/1/1945	CASE INSTITUTE	W	26-6	Rochester, NY
9/8/1945	BALDWIN WALLACE	W	13-7	Rochester, NY
9/15/1945	OBERLIN	L	12-27	Rochester, NY
9/29/1945	at Colgate	L	0-48	Hamilton, NY
10/6/1945	RENSSELAER	L	14-25	Rochester, NY
10/13/1945	at Harvard	L	13-21	Cambridge, MA
11/3/1945	at NYU	W	19-3	New York, NY

**1946 (3-4-1)**

9/28/1946	at Clarkson	L	6-7	Potsdam, NY
10/5/1946	UNION (NY)	W	30-14	Rochester, NY
10/12/1946	DEPAUW	W	32-6	Rochester, NY
10/19/1946	NYU	L	0-6	Rochester, NY
10/26/1946	HAMILTON	W	41-14	Rochester, NY
11/2/1946	at Rensselaer	T	7-7	Troy, NY
11/9/1946	at Vermont	L	6-19	Burlington, VT
11/16/1946	HOBART	L	0-12	Rochester, NY

**1947 (6-1-1)**

9/27/1947	CLARKSON	W	19-0	Rochester, NY
10/4/1947	at Union (NY)	W	18-13	Schenectady, NY
10/11/1947	at DePauw	L	12-13	Greencastle, IN
10/18/1947	TUFTS	W	14-0	Rochester, NY
10/25/1947	at Hamilton	W	48-7	Clinton, NY
11/1/1947	RENSSELAER	W	13-6	Rochester, NY
11/8/1947	VERMONT	W	7-6	Rochester, NY
11/15/1947	HOBART	T	7-7	Rochester, NY

**1948 (4-4-1)**

9/25/1948	AMHERST	L	6-26	Rochester, NY
10/2/1948	UNION (NY)	L	6-19	Rochester, NY
10/9/1948	DEPAUW	W	13-6	Rochester, NY
10/16/1948	at Tufts	L	6-26	Medford, MA
10/23/1948	SAMPSON	W	19-9	Rochester, NY
10/30/1948	at Rensselaer	W	14-7	Troy, NY
11/6/1948	at Vermont	T	14-14	Burlington, VT
11/13/1948	CLARKSON	W	47-0	Rochester, NY
11/20/1948	WESLEYAN (CT)	L	0-26	Rochester, NY

**Unbeaten 1952 Football Team**



First Row: J. Brennan, R. Von der Heide, W. Secor, W. Seeler, D. Bardell, M. Gallagher, W. Sharp, D. Hyde, J. Stampfli. Second Row: John Sullivan (asst. coach), W. Cook, J. Kirchner, E. Faust, J. Healy, J. Gimp, R. Diefendorf, M. Petrilli, P. Curwen, J. Armstrong, Charles Bambace (asst. coach). Third Row: Cliff MacLeod (trainer), T. Gibbons, R. O'Mara, R. MacDonald, J. Hilbert, R. Dennison, E. Lewis, B. Bower, E. Mehrhoff. Fourth Row: R. Devereaux, B. Moses, J. Burkley, C. Musgrave, D. River, R. Dewar, D. Gay, Robert Mathieu (asst. manager). Fifth Row: W. Jennings, B. MacPherson, H. Akulian, J. Cianciosi, C. Garnsey, R. Nagel, D. Bartlett, R. Granger, Paul Bitgood (line coach). Sixth Row: K. Lasher, D. Brady, R. Zappia, W. Keller, T. Keller, G. Barron, R. Friedlander, H. Skehan, Elmer Burnham (head coach).

**1949 (3-6)**

9/24/1949	at Clarkson	W	20-7	Potsdam, NY
10/1/1949	at Union (NY)	L	7-27	Schenectady, NY
10/8/1949	WILLIAMS	L	0-35	Rochester, NY
10/15/1949	BROCKPORT	W	46-23	Rochester, NY
10/29/1949	at Massachusetts	W	27-20	Amherst, MA
10/29/1949	RENSSELAER	L	13-20	Rochester, NY
11/5/1949	VERMONT	L	0-14	Rochester, NY
11/12/1949	ST. LAWRENCE	L	6-52	Rochester, NY
11/19/1949	at Wesleyan (CT)	L	7-20	Middletown, CT

**1950 (1-4-3)**

9/23/1950	CLARKSON	T	7-7	Rochester, NY
9/30/1950	ALLEGHENY	T	12-12	Rochester, NY
10/7/1950	at Williams	L	0-29	Williamstown, MA
10/14/1950	UNION (NY)	T	7-7	Rochester, NY
10/21/1950	VERMONT	W	25-12	Rochester, NY
10/28/1950	at Rensselaer	L	0-7	Troy, NY
11/4/1950	at Oberlin	L	7-13	Oberlin, OH
11/11/1950	ST. LAWRENCE	L	19-21	Rochester, NY

**1951 (7-1)**

9/22/1951	CLARKSON	W	31-7	Rochester, NY
9/29/1951	at Allegheny	W	10-6	Meadville, PA
10/6/1951	AMHERST	W	21-6	Rochester, NY
10/13/1951	at Union (NY)	W	21-7	Schenectady, NY
10/20/1951	at Vermont	W	7-0	Burlington, VT
10/27/1951	RENSSELAER	W	20-7	Rochester, NY
11/3/1951	OBERLIN	W	14-0	Rochester, NY
11/10/1951	at St. Lawrence	L	6-41	Canton, NY

**1952 (8-0)**

9/27/1952	MERCHANT MARINE	W	20-7	Rochester, NY
10/4/1952	at Williams	W	12-7	Williamstown, MA
10/11/1952	UNION (NY)	W	27-14	Rochester, NY
10/18/1952	VERMONT	W	12-7	Rochester, NY
10/25/1952	at Rensselaer	W	41-14	Troy, NY
11/1/1952	at Oberlin	W	34-13	Oberlin, OH
11/8/1952	HAMILTON	W	33-6	Rochester, NY
11/15/1952	ALLEGHENY	W	38-0	Rochester, NY

**1953 (4-3)**

9/26/1953	at Allegheny	W	13-6	Meadville, PA
10/3/1953	WILLIAMS	L	6-14	Rochester, NY
10/10/1953	at Union (NY)	W	21-7	Schenectady, NY
10/17/1953	at Vermont	L	7-28	Burlington, VT
10/24/1953	RENSSELAER	L	31-32	Rochester, NY
10/31/1953	OBERLIN	W	25-12	Rochester, NY
11/14/1953	MERCHANT MARINE	W	25-10	Rochester, NY

**1954 (5-3)**

9/25/1954	OHIO WESLEYAN	L	7-33	Rochester, NY
10/2/1954	at Williams	W	19-0	Williamstown, MA
10/9/1954	UNION (NY)	W	26-0	Rochester, NY
10/16/1954	VERMONT	L	12-19	Rochester, NY

10/23/1954	at Merchant Marine	W	13-7	Kings Point, NY
10/30/1954	at Oberlin	W	26-7	Oberlin, OH
11/6/1954	TUFTS	L	19-20	Rochester, NY
11/13/1954	at Rensselaer	W	38-13	Troy, NY

**1955 (3-5)**

9/24/1955	at Ohio Wesleyan	L	19-26	Delaware, OH
10/1/1955	WILLIAMS	L	7-12	Rochester, NY
10/8/1955	at Union (NY)	L	0-20	Schenectady, NY
10/15/1955	at Vermont	L	12-21	Burlington, VT
10/22/1955	MERCHANT MARINE	W	44-0	Rochester, NY
10/29/1955	at Oberlin	W	20-7	Rochester, NY
11/5/1955	at Tufts	L	0-34	Medford, MA
11/12/1955	RENSSELAER	W	34-7	Rochester, NY

**1956 (4-4)**

9/29/1956	at Rensselaer	W	13-6	Troy, NY
10/6/1956	at Hobart	L	0-20	Geneva, NY
10/13/1956	UNION (NY)	W	6-0	Rochester, NY
10/20/1956	VERMONT	L	0-6	Rochester, NY
10/27/1956	at Merchant Marine	W	46-0	Kings Point, NY
11/3/1956	WESLEYAN (CT)	L	7-24	Rochester, NY
11/10/1956	TUFTS	L	14-51	Rochester, NY
11/17/1956	at Wash. & Jeff.	W	13-0	Washington, PA

**1957 (5-3)**

9/28/1957	RENSSELAER	W	32-6	Rochester, NY
10/5/1957	HOBART	L	20-27	Rochester, NY
10/12/1957	at Union (NY)	W	33-18	Schenectady, NY
10/19/1957	at Vermont	W	14-6	Burlington, VT
10/26/1957	MERCHANT MARINE	W	30-0	Rochester, NY
11/2/1957	DEPAUW	L	18-39	Rochester, NY
11/9/1957	at Tufts	L	13-47	Medford, MA
11/16/1957	WASH. & JEFF.	W	25-12	Rochester, NY

**1958 (8-0)**

9/28/1958	ALLEGHENY	W	20-0	Rochester, NY
10/4/1958	at Hobart	W	24-0	Geneva, NY
10/11/1958	UNION (NY)	W	47-0	Rochester, NY
10/18/1958	VERMONT	W	46-0	Rochester, NY
10/25/1958	at Merchant Marine	W	20-0	Kings Point, NY
11/1/1958	at DePauw	W	20-6	Greencastle, IN
11/8/1958	TUFTS	W	46-6	Rochester, NY
11/25/1958	at Rensselaer	W	34-7	Troy, NY

**1959 (7-1)**

9/26/1959	at Allegheny	W	6-0	Meadville, PA
10/3/1959	HOBART	W	34-7	Rochester, NY
10/10/1959	at Union (NY)	W	62-8	Schenectady, NY
10/17/1959	at Vermont	W	27-6	Burlington, VT
10/24/1959	MERCHANT MARINE	W	27-0	Rochester, NY
10/31/1959	DEPAUW	W	20-0	Rochester, NY
11/7/1959	at Tufts	L	0-20	Medford, MA
11/14/1959	RENSSELAER	W	31-0	Rochester, NY



# Unbeaten 1958 Football Team

First Row: D. Crowell, D. Haefle, R. Knight, J. Faulk, J. Cook, J. Wermecke. Second Row: Coach Sullivan, J. Winter, J. McComb, J. Parrinello, W. Campbell, G. Salemi, Capt. L. Palvino, C. Briggs, C. Nielson, J. Vangelo, P. Violas, C. Violette, Trainer Dubrille. Third Row: Manager G. Rogus, Head Coach Burnham, D. Carlson, A. Saluste, A. Baker, R. Berglund, W. Heineman, R. Baker, H. Mather, G. Hole, F. Caravalo, Trainer Bell, Coach Smith, Coach Bitgood.

## 1960 (6-2)

9/17/1960	ST. LAWRENCE	W	6-0	Rochester, NY
9/24/1960	HAMILTON	W	14-6	Rochester, NY
10/1/1960	at Hobart	L	0-6	Geneva, NY
10/8/1960	UNION (NY)	W	14-0	Rochester, NY
10/15/1960	VERMONT	W	20-8	Rochester, NY
10/22/1960	at Carnegie Mellon	W	29-15	Pittsburgh, PA
10/29/1960	at DePauw	L	14-20	Greencastle, IN
11/12/1960	at Rensselaer	W	38-6	Troy, NY

## 1961 (5-3)

9/23/1961	at St. Lawrence	L	0-7	Canton, NY
9/30/1961	at Hamilton	W	24-14	Clinton, NY
10/7/1961	HOBART	W	27-6	Rochester, NY
10/14/1961	at Union (NY)	L	0-15	Schenectady, NY
10/21/1961	at Vermont	L	0-18	Burlington, VT
10/28/1961	CARNEGIE MELLON	W	15-7	Rochester, NY
11/11/1961	WASHINGTON-ST. LOUIS	W	20-6	Rochester, NY
11/18/1961	RENSSELAER	W	37-0	Rochester, NY

## 1962 (4-3-1)

9/29/1962	HAMILTON	T	8-8	Rochester, NY
10/6/1962	at Hobart	W	14-0	Geneva, NY
10/13/1962	UNION (NY)	W	40-6	Rochester, NY
10/20/1962	at Findlay	L	12-34	Findlay, OH
10/27/1962	at Allegheny	W	13-9	Meadville, PA
11/3/1962	ST. LAWRENCE	L	7-18	Rochester, NY
11/10/1962	at Washington-St. Louis	L	20-38	St. Louis, MO
11/17/1962	at Rensselaer	W	45-0	Troy, NY

## 1963 (4-3-1)

9/21/1963	DENISON	L	6-7	Rochester, NY
9/28/1963	at Hamilton	L	28-34	Clinton, NY
10/5/1963	HOBART	T	20-20	Rochester, NY
10/12/1963	at Union (NY)	W	20-12	Schenectady, NY
10/19/1963	ALLEGHENY	L	12-24	Rochester, NY
11/2/1963	at St. Lawrence	W	12-6	Canton, NY
11/9/1963	CARNEGIE MELLON	W	32-7	Rochester, NY
11/16/1963	RENSSELAER	W	44-3	Rochester, NY

## 1964 (6-2)

9/19/1964	at Denison	L	7-20	Granville, OH
9/26/1964	HAMILTON	W	14-0	Rochester, NY
10/3/1964	at Hobart	W	38-20	Geneva, NY
10/10/1964	UNION (NY)	W	20-14	Rochester, NY
10/24/1964	ALFRED	W	25-18	Rochester, NY
10/31/1964	ST. LAWRENCE	L	7-14	Rochester, NY
11/7/1964	at Carnegie Mellon	W	35-18	Pittsburgh, PA
11/14/1964	at Rensselaer	W	40-14	Troy, NY

## 1965 (5-3)

9/18/1965	DENISON	W	18-0	Rochester, NY
9/25/1965	at Hamilton	L	6-20	Clinton, NY
10/2/1965	HOBART	W	14-13	Rochester, NY
10/9/1965	at Union (NY)	L	14-35	Schenectady, NY
10/16/1965	AMHERST	L	6-32	Rochester, NY
10/23/1965	at Alfred	W	6-0	Alfred, NY
10/30/1965	at St. Lawrence	W	14-13	Canton, NY
11/13/1965	RENSSELAER	W	28-12	Rochester, NY

## 1966 (3-5)

9/17/1966	at Denison	L	18-56	Granville, OH
9/24/1966	HAMILTON	W	25-16	Rochester, NY
10/1/1966	at Williams	L	14-21	Williamstown, MA
10/8/1966	UNION (NY)	W	32-0	Rochester, NY
10/15/1966	at Amherst	L	20-34	Amherst, MA
10/22/1966	ALFRED	L	8-13	Rochester, NY
10/29/1966	ST. LAWRENCE	W	40-6	Rochester, NY
11/12/1966	at Rensselaer	L	6-36	Troy, NY

## 1967 (4-4)

9/23/1967	DENISON	L	12-14	Rochester, NY
9/30/1967	at Hamilton	W	42-21	Clinton, NY
10/7/1967	WILLIAMS	L	12-13	Rochester, NY
10/14/1967	at Union (NY)	L	6-13	Schenectady, NY
10/21/1967	AMHERST	W	13-12	Rochester, NY
10/28/1967	at Alfred	L	21-24	Alfred, NY
11/4/1967	at St. Lawrence	W	14-0	Canton, NY
11/18/1967	RENSSELAER	W	24-6	Rochester, NY

## 1968 (4-4)

9/28/1968	HAMILTON	W	14-6	Rochester, NY
10/5/1968	at Williams	L	6-7	Williamstown, MA
10/12/1968	UNION (NY)	L	7-21	Rochester, NY
10/19/1968	at Amherst	L	0-26	Amherst, MA
10/26/1968	ALFRED	W	33-0	Rochester, NY
11/2/1968	ST. LAWRENCE	W	37-7	Rochester, NY
11/9/1968	at Coast Guard	W	42-14	New London, CT
11/16/1968	at Allegheny	L	19-42	Meadville, PA

## 1969 (6-3)

9/20/1969	MOUNT UNION	L	14-20	Rochester, NY
9/27/1969	at Hamilton	W	34-6	Clinton, NY
10/4/1969	WILLIAMS	W	21-9	Rochester, NY
10/11/1969	at Union (NY)	W	34-28	Schenectady, NY
10/18/1969	AMHERST	W	26-20	Rochester, NY
10/25/1969	at Alfred	L	13-29	Alfred, NY
11/1/1969	at St. Lawrence	L	20-31	Canton, NY
11/8/1969	at Hobart	W	7-3	Geneva, NY
11/15/1969	ALLEGHENY	W	32-0	Rochester, NY

## 1970 (8-1)

9/19/1970	at Mount Union	L	30-61	Alliance, OH
9/26/1970	HAMILTON	W	20-15	Rochester, NY
10/3/1970	at Williams	W	35-22	Williamstown, MA
10/10/1970	UNION (NY)	W	6-3	Rochester, NY
10/17/1970	at Amherst	W	14-9	Amherst, MA
10/24/1970	TRINITY (CT)	W	24-7	Rochester, NY
10/31/1970	ST. LAWRENCE	W	36-14	Rochester, NY
11/7/1970	HOBART	W	27-20	Rochester, NY
11/14/1970	at Tufts	W	54-26	Medford, MA

## 1971 (6-3)

9/18/1971	WASHINGTON-ST. LOUIS	W	35-20	Rochester, NY
9/25/1971	at Hamilton	W	39-0	Clinton, NY
10/2/1971	WILLIAMS	W	49-25	Rochester, NY
10/9/1971	at Union (NY)	W	21-13	Schenectady, NY
10/16/1971	AMHERST	L	6-14	Rochester, NY
10/23/1971	at Trinity (CT)	L	21-37	Hartford, CT
10/30/1971	at St. Lawrence	L	0-35	Canton, NY
10/13/1971	TUFTS	W	28-14	Rochester, NY
11/20/1971	at Hobart	W	41-14	Geneva, NY

## 1972 (1-8)

9/23/1972	WASHINGTON-ST. LOUIS	L	14-15	Rochester, NY
9/30/1972	HAMILTON	W	20-7	Rochester, NY
10/7/1972	at Williams	L	0-3	Williamstown, MA
10/14/1972	UNION (NY)	L	6-17	Rochester, NY
10/21/1972	at Amherst	L	0-21	Amherst, MA
10/28/1972	TRINITY (CT)	L	6-28	Rochester, NY
11/4/1972	ST. LAWRENCE	L	19-24	Rochester, NY
11/11/1972	at Lehigh	L	14-38	Bethlehem, PA
11/18/1972	at Tufts	L	6-31	Medford, MA

## 1973 (6-3)

9/22/1973	at Washington-St. Louis	L	21-30	St. Louis, MO
9/29/1973	at Hamilton	W	22-19	Clinton, NY
10/6/1973	WILLIAMS	W	21-7	Rochester, NY
10/13/1973	UNION (NY)	W	37-0	Schenectady, NY

10/20/1973	AMHERST	L	14-39	Rochester, NY
10/27/1973	at Trinity (CT)	W	24-7	Hartford, CT
11/3/1973	at St. Lawrence	W	14-12	Canton, NY
11/10/1973	LEHIGH	L	12-42	Rochester, NY
11/17/1973	TUFTS	W	32-0	Rochester, NY

## 1974 (3-6)

9/21/1974	WASHINGTON-ST. LOUIS	L	12-13	Rochester, NY
9/28/1974	BROCKPORT	W	38-7	Rochester, NY
10/5/1974	at Williams	L	0-38	Williamstown, MA
10/12/1974	UNION (NY)	W	13-6	Rochester, NY
10/19/1974	at Amherst	L	0-27	Amherst, MA
10/26/1974	at Vermont	L	12-21	Burlington, VT
11/2/1974	ST. LAWRENCE	L	16-19	Rochester, NY
11/9/1974	ALFRED	W	10-7	Rochester, NY
11/16/1974	at Tufts	L	21-22	Medford, MA

## 1975 (5-4)

9/20/1975	at Washington-St. Louis	W	21-7	St. Louis, MO
9/27/1975	at Canisius	W	18-17	Buffalo, NY
10/4/1975	WILLIAMS	L	7-16	Rochester, NY
10/11/1975	at Union (NY)	W	30-14	Schenectady, NY
10/18/1975	AMHERST	L	12-23	Rochester, NY
10/25/1975	BROCKPORT	W	20-8	Rochester, NY
11/1/1975	at St. Lawrence	L	0-28	Canton, NY
11/8/1975	at Alfred	L	13-21	Alfred, NY
11/15/1975	TUFTS	W	31-28	Rochester, NY

## 1976 (4-4-1)

9/18/1976	SETON HALL	L	19-31	Rochester, NY
9/25/1976	CANISIUS	W	21-7	Rochester, NY
10/2/1976	at Georgetown	W	21-0	Washington, DC
10/9/1976	at Hobart	W	17-0	Geneva, NY
10/16/1976	WAGNER	T	20-20	Rochester, NY
10/23/1976	WASHINGTON-ST. LOUIS	L	0-12	Rochester, NY
10/30/1976	at St. Lawrence	L	0-47	Canton, NY
11/6/1976	ALFRED	W	14-10	Rochester, NY
11/13/1976	BUCKNELL	L	7-21	Rochester, NY

## 1977 (6-3)

9/17/1977	at Canisius	W	24-7	Buffalo, NY
9/24/1977	SETON HALL	W	41-6	Rochester, NY
10/1/1977	GEORGETOWN	W	28-14	Rochester, NY
10/8/1977	HOBART	W	29-15	Rochester, NY
10/15/1977	at Wagner	W	35-0	Staten Island, NY
10/22/1977	at Washington-St. Louis	L	10-12	St. Louis, MO
10/29/1977	ST. LAWRENCE	L	6-23	Rochester, NY
11/5/1977	at Alfred	W	24-8	Alfred, NY
11/12/1977	at Bucknell	L	14-40	Lewisburg, PA

## 1978 (5-4)

9/9/1978	at Brockport	W	21-13	Brockport, NY
9/16/1978	CANISIUS	W	15-14	Rochester, NY
9/23/1978	FORDHAM	L	3-14	Rochester, NY
9/30/1978	WASHINGTON-ST. LOUIS	L	10-11	Rochester, NY
10/7/1978	at Hobart	W	24-6	Geneva, NY
10/21/1978	WAGNER	W	28-0	Rochester, NY
10/28/1978	at Buffalo	W	31-21	Buffalo, NY
11/4/1978	ALFRED	L	7-17	Rochester, NY
11/11/1978	at St. Lawrence	L	17-47	Canton, NY

**1979 (6-3)**

9/8/1979	BROCKPORT	W	10-0	Rochester, NY
9/15/1979	at Canisius	L	0-28	Buffalo, NY
9/22/1979	at Fordham	Wf	12-26	New York, NY
9/29/1979	at Washington-St. Louis	W	14-9	St. Louis, MO
10/6/1979	HOBART	W	14-3	Rochester, NY
10/13/1979	at Wagner	W	14-10	Staten Island, NY
10/20/1979	HAMILTON	W	21-20	Rochester, NY
10/27/1979	at Alfred	L	0-17	Alfred, NY
11/10/1979	ST. LAWRENCE	L	28-35	Rochester, NY

\*Fordham game forfeited because of ineligible player.

**1980 (3-5-1)**

9/13/1980	at Brockport	L	0-20	Brockport, NY
9/20/1980	CANISIUS	L	3-14	Rochester, NY
9/27/1980	at Williams	L	7-28	Williamstown, MA
10/4/1980	BUFFALO	L	7-9	Rochester, NY
10/11/1980	at Hobart	W	7-3	Geneva, NY
10/17/1980	at Hamilton	W	10-7	Clinton, NY
10/25/1980	at St. Lawrence	L	7-35	Canton, NY
11/8/1980	ALFRED	T	17-17	Rochester, NY
11/15/1980	UNION (NY)	W	38-20	Rochester, NY

**1981 (4-4-1)**

9/12/1981	at Canisius	L	10-26	Buffalo, NY
9/19/1981	at Union (NY)	T	14-14	Schenectady, NY
9/26/1981	at Bucknell	L	0-27	Lewisburg, PA
10/3/1981	WILLIAMS	W	7-3	Rochester, NY
10/10/1981	HOBART	W	20-0	Rochester, NY
10/24/1981	ST. LAWRENCE	W	34-16	Rochester, NY
10/31/1981	at Fordham	W	3-0	New York, NY
11/7/1981	at Alfred	L	7-24	Alfred, NY
11/14/1981	BROCKPORT	L	13-14	Rochester, NY

**1982 (2-8)**

9/11/1982	CANISIUS	L	29-31	Rochester, NY
9/18/1982	UNION (NY)	L	7-28	Rochester, NY
9/25/1982	at Buffalo	L	13-14	Buffalo, NY
10/2/1982	at Williams	L	12-17	Williamstown, MA
10/9/1982	at Hobart	L	14-27	Geneva, NY
10/16/1982	BUCKNELL	L	0-20	Rochester, NY
10/23/1982	at St. Lawrence	L	7-34	Canton, NY
10/30/1982	at Brockport	W	54-7	Brockport, NY
11/6/1982	ALFRED	L	7-57	Rochester, NY
11/13/1982	ALLEGHENY	W	14-7	Rochester, NY

**1983 (4-5)**

9/10/1983	CANISIUS	W	30-14	Rochester, NY
9/17/1983	at Union (NY)	L	7-41	Schenectady, NY
9/24/1983	BUFFALO	L	7-21	Rochester, NY
10/1/1983	WILLIAMS	W	14-7	Rochester, NY
10/8/1983	HOBART	L	8-22	Rochester, NY
10/22/1983	ST. LAWRENCE	W	35-24	Rochester, NY
10/29/1983	BROCKPORT	W	49-20	Rochester, NY
11/5/1983	at Alfred	L	7-29	Alfred, NY
11/5/1983	at Allegheny	L	7-21	Meadville, PA

**1984 (1-8)**

9/15/1984	UNION (NY)	L	0-31	Rochester, NY
-----------	------------	---	------	---------------



Isaac Collins (1990-93) ran for 2,825 yards and was part of one of the University's most prolific rushing attacks.

9/22/1984	at Buffalo	L	7-35	Buffalo, NY
9/29/1984	CANISIUS	W	28-7	Rochester, NY
10/6/1984	at Hobart	L	7-28	Geneva, NY
10/13/1984	HOFSTRA	L	21-59	Rochester, NY
10/20/1984	at St. Lawrence	L	12-29	Canton, NY
10/27/1984	at Brockport	L	7-20	Brockport, NY
11/3/1984	ALFRED	L	15-37	Rochester, NY
11/10/1984	DENISON	L	27-35	Rochester, NY

**1985 (2-7)**

9/21/1985	at Union (NY)	L	0-28	Schenectady, NY
9/28/1985	BUFFALO	L	28-35	Rochester, NY
10/5/1985	at Canisius	L	12-33	Buffalo, NY
10/12/1985	HOBART	L	14-28	Rochester, NY
10/19/1985	at Hofstra	L	6-38	Hempstead, NY
10/26/1985	ST. LAWRENCE	W	28-20	Rochester, NY
11/2/1985	BROCKPORT	W	30-15	Rochester, NY
11/9/1985	at Alfred	L	7-39	Alfred, NY
11/16/1985	at Denison	L	6-41	Granville, OH

**1986 (1-7-1)**

9/20/1986	UNION (NY)	L	0-28	Rochester, NY
9/27/1986	at Buffalo	L	19-21	Buffalo, NY
10/4/1986	CANISIUS	L	9-19	Rochester, NY
10/11/1986	at Hobart	L	3-30	Geneva, NY
10/18/1986	HOFSTRA	L	13-37	Rochester, NY
10/25/1986	at St. Lawrence	T	20-20	Canton, NY
11/1/1986	at Wooster	W	16-3	Wooster, OH
11/8/1986	ALFRED	L	20-43	Rochester, NY
11/15/1986	DENISON	L	21-42	Rochester, NY

**1987 (9-2)**

9/12/1987	RENSELAEER	W	38-7	Rochester, NY
9/19/1987	at Union (NY)	W	24-20	Schenectady, NY
9/26/1987	WASHINGTON-ST. LOUIS	W	24-13	Rochester, NY
10/3/1987	at Canisius	W	19-0	Buffalo, NY
10/10/1987	HOBART	W	17-0	Rochester, NY
10/17/1987	at Hofstra	W	31-28	Hempstead, NY
10/24/1987	ST. LAWRENCE	W	20-10	Rochester, NY
10/31/1987	WOOSTER	W	16-7	Rochester, NY
11/7/1987	at Alfred	L	20-48	Alfred, NY
11/14/1987	at Denison	W	19-14	Granville, OH
11/21/1987	at Wagner (NCAA)	L	14-38	New York, NY

**1988 (8-2)**

9/10/1988	at Chicago	W	28-14	Chicago, IL
9/17/1988	UNION (NY)	W	38-3	Rochester, NY
9/24/1988	at Washington-St. Louis	W	31-20	St. Louis, MO
10/1/1988	CANISIUS	L	14-17	Rochester, NY
10/8/1988	at Hobart	W	29-0	Geneva, NY
10/15/1988	TRINITY (TX)	W	48-6	Rochester, NY
10/22/1988	at St. Lawrence	W	20-6	Canton, NY
10/29/1988	at Rensselaer	L	7-17	Troy, NY
11/5/1988	BROCKPORT	W	45-0	Rochester, NY
11/12/1988	DENISON	W	38-14	Rochester, NY

**1989 (8-2)**

9/9/1989	CHICAGO	W	40-8	Rochester, NY
9/16/1989	at Union (NY)	L	6-28	Schenectady, NY
9/23/1989	at Washington-St. Louis	W	28-0	St. Louis, MO
9/30/1989	at Canisius	W	21-0	Buffalo, NY
10/7/1989	HOBART	W	42-14	Rochester, NY
10/14/1989	at Trinity (TX)	W	31-7	San Antonio, TX
10/21/1989	ST. LAWRENCE	L	10-13	Rochester, NY
10/28/1989	RENSELAEER	W	21-0	Rochester, NY
11/4/1989	ST. JOHN FISHER	W	21-7	Rochester, NY
11/11/1989	at Allegheny	W	26-19	Meadville, PA

**1990 (5-5)**

9/8/1990	at Case Western Reserve	W	34-19	Cleveland, OH
9/15/1990	UNION (NY)	W	27-20	Rochester, NY
9/22/1990	WASHINGTON-ST. LOUIS	L	6-7	Rochester, NY
9/29/1990	at Chicago	W	36-0	Chicago, IL
10/6/1990	at Carnegie Mellon	L	0-31	Pittsburgh, PA
10/13/1990	WASH. & JEFF.	L	6-33	Rochester, NY
10/20/1990	at St. Lawrence	W	38-8	Canton, NY
10/27/1990	at Rensselaer	L	8-10	Troy, NY
11/3/1990	ST. JOHN FISHER	W	27-6	Rochester, NY
11/10/1990	ALLEGHENY	L	7-14	Rochester, NY

**1991 (7-3)**

9/14/1991	CASE WESTERN RESERVE	W	14-7	Rochester, NY
9/21/1991	at St. John Fisher	W	32-0	Pittsford, NY
9/27/1991	at Washington-St. Louis	W	16-9	St. Louis, MO
10/5/1991	CHICAGO	W	28-7	Rochester, NY
10/12/1991	CARNEGIE MELLON	L	14-18	Rochester, NY
10/19/1991	at Wash. & Jeff.	W	20-14	Washington, PA
10/29/1991	at Rensselaer	W	21-6	Troy, NY
11/2/1991	WPI	L	0-17	Rochester, NY
11/9/1991	ST. LAWRENCE	W	14-13	Rochester, NY
11/16/1991	at Union (NY)	L	0-27	Schenectady, NY

**1992 (8-1)**

9/12/1992	CASE WESTERN RESERVE	W	24-10	Rochester, NY
-----------	----------------------	---	-------	---------------



In 1990, Dennis Braniecki was the first UAA Defensive Player of the Year.

9/19/1992	at Carnegie Mellon	W	16-10	Pittsburgh, PA
9/26/1992	WASHINGTON-ST. LOUIS	W	42-6	Rochester, NY
10/3/1992	at Chicago	W	41-13	Chicago, IL
10/10/1992	at Hobart	W	31-0	Geneva, NY
10/17/1992	ST. JOHN FISHER	W	33-14	Rochester, NY
10/24/1992	at St. Lawrence	W	41-13	Canton, NY
10/31/1992	RENSELAEER	W	38-21	Rochester, NY
11/7/1992	UNION (NY)	L	10-14	Rochester, NY

**1993 (5-4)**

9/11/1993	at Case Western Reserve	W	28-9	Cleveland, OH
9/18/1993	CARNEGIE MELLON	L	27-31	Rochester, NY
9/25/1993	at Washington-St. Louis	W	14-6	St. Louis, MO
10/2/1993	CHICAGO	W	14-7	Rochester, NY
10/9/1993	HOBART	L	0-2	Rochester, NY
10/16/1993	at St. John Fisher	W	32-14	Pittsford, NY
10/23/1993	ST. LAWRENCE	W	43-0	Rochester, NY
10/30/1993	at Rensselaer	L	8-16	Troy, NY
11/6/1993	at Union (NY)	L	6-24	Schenectady, NY

**1994 (3-6)**

9/10/1994	CASE WESTERN RESERVE	W	40-6	Rochester, NY
9/17/1994	at Gannon	L	7-44	Erie, PA
9/24/1994	at St. Lawrence	W	40-27	Canton, NY
10/1/1994	at Hartwick	L	7-17	Oneonta, NY
10/8/1994	HOBART	L	0-21	Rochester, NY
10/15/1994	at Chicago	L	8-14	Chicago, IL
10/22/1994	WASHINGTON-ST. LOUIS	W	22-21	Rochester, NY
10/29/1994	at Carnegie Mellon	L	13-27	Pittsburgh, PA
11/5/1994	UNION (NY)	L	14-44	Rochester, NY

**1995 (4-5)**

9/9/1995	at Case Western Reserve	W	9-5	Cleveland, OH
9/16/1995	GANNON	W	35-23	Rochester, NY
9/23/1995	ST. LAWRENCE	W	20-14	Rochester, NY
9/30/1995	HARTWICK	L	20-54	Rochester, NY
10/7/1995	at Hobart	W	26-17	Geneva, NY
10/14/1995	CHICAGO	L	18-29	Rochester, NY
10/21/1995	at Washington-St. Louis	L	7-40	St. Louis, MO
10/28/1995	CARNEGIE MELLON	L	10-20	Rochester, NY
11/4/1995	at Union (NY)	L	7-44	Schenectady, NY

**1996 (0-9)**

9/21/1996	RENSELAEER	L	7-34	Rochester, NY
9/28/1996	at St. Lawrence	L	13-32	Canton, NY
10/5/1996	UNION (NY)	L	0-43	Rochester, NY
10/12/1996	HOBART	L	13-35	Rochester, NY
10/28/1996	at Chicago	L	7-21	Chicago, IL
10/26/1996	WASHINGTON-ST. LOUIS	L	0-41	Rochester, NY
11/2/1996	at Carnegie Mellon	L	6-42	Pittsburgh, PA
11/9/1996	at Buffalo St.	L	21-31	Buffalo, NY
11/16/1996	CASE WESTERN RESERVE	L	14-48	Rochester, NY

**1997 (1-8)**

9/20/1997	at Rensselaer	L	0-45	Troy, NY
9/27/1997	ST. LAWRENCE	L	6-24	Rochester, NY
10/4/1997	at Union (NY)	L	7-35	Schenectady, NY
10/11/1997	at Hobart	L	14-48	Geneva, NY
10/18/1997	CHICAGO	W	28-18	Rochester, NY
10/25/1997	at Washington-St. Louis	L	9-32	St. Louis, MO
11/1/1997	CARNEGIE MELLON	L	0-14	Rochester, NY
11/8/1997	BUFFALO ST.	L	19-43	Rochester, NY
11/15/1997	at Case Western Reserve	L	6-21	Cleveland, OH

**1998 (1-8)**

9/12/1998	at Buffalo St.	L	13-40	Buffalo, NY
9/19/1998	CASE WESTERN RESERVE	L	36-43	Rochester, NY
9/26/1998	at St. Lawrence	L	14-35	Canton, NY
10/3/1998	RENSELAEER	L	14-44	Rochester, NY
10/10/1998	HOBART	L	6-14	Rochester, NY
10/17/1998	WASHINGTON-ST. LOUIS	L	14-47	Rochester, NY
10/24/1998	at Chicago	L	7-33	Chicago, IL
10/31/1998	at Carnegie Mellon	L	26-60	Pittsburgh, PA
11/7/1998	UNION (NY)	W	26-21	Rochester, NY

**1999 (3-6)**

9/11/1999	CANISIUS	L	14-26	Rochester, NY
9/18/1999	at Case Western Reserve	W	21-14	Cleveland, OH
9/25/1999	ST. LAWRENCE	W	28-17	Rochester, NY
10/2/1999	at Rensselaer	L	6-34	Troy, NY
10/9/1999	at Hobart	L	21-48	Geneva, NY
10/16/1999	at Washington-St. Louis	L	7-41	St. Louis, MO
10/23/1999	CHICAGO	W	6-3	Rochester, NY
10/30/1999	CARNEGIE MELLON	L	15-33	Rochester, NY
11/6/1999	at Union (NY)	L	0-52	Schenectady, NY

**2000 (6-4)**

9/9/2000	at St. John Fisher	W	17-13	Pittsford, NY
9/16/2000	HOBART	W	14-0	Rochester, NY
9/23/2000	at St. Lawrence	W	28-7	Canton, NY
9/30/2000	RENSSELAER	W	17-7	Rochester, NY
10/9/2000	at Chicago	L	3-13	Chicago, IL
10/14/2000	CANISIUS (OT)	W	34-28	Rochester, NY
10/21/2000	WASHINGTON-ST. LOUIS	L	14-24	Rochester, NY
10/28/2000	at Carnegie Mellon	L	3-10	Pittsburgh, PA
11/4/2000	UNION (NY)	L	15-37	Rochester, NY
11/11/2000	CASE WESTERN RESERVE	W	41-10	Rochester, NY

**2001 (3-7)**

9/8/2001	ST. JOHN FISHER	W	44-6	Rochester, NY
9/15/2001	JOHNS HOPKINS	L	6-28	Rochester, NY
9/22/2001	ST. LAWRENCE	W	31-13	Rochester, NY
9/29/2001	at Rensselaer	L	14-31	Troy, NY
10/6/2001	at Hobart	L	12-38	Geneva, NY
10/13/2001	CHICAGO	W	25-20	Rochester, NY
10/20/2001	at Washington-St. Louis	L	0-46	St. Louis, MO
10/27/2001	CARNEGIE MELLON	L	20-30	Rochester, NY
11/3/2001	at Union (NY)	L	7-36	Schenectady, NY
11/10/2001	at Case Western Reserve	L	26-53	Cleveland, OH

**2002 (2-8)**

9/14/2002	at St. John Fisher	L	20-38	Pittsford, NY
9/21/2002	at Johns Hopkins	L	28-41	Baltimore, MD
9/28/2002	at St. Lawrence	W	51-7	Canton, NY
10/5/2002	RENSSELAER	L	19-31	Rochester, NY
10/12/2002	HOBART	L	21-59	Rochester, NY
10/19/2002	UNION (NY)	L	21-31	Rochester, NY
10/26/2002	at Chicago	L	7-42	Chicago, IL
11/2/2002	WASHINGTON-ST. LOUIS	L	14-28	Rochester, NY
11/9/2002	CASE WESTERN RESERVE	L	29-38	Rochester, NY
11/16/2002	at Carnegie Mellon	W	39-35	Pittsburgh, PA

**2003 (5-5)**

9/6/2003	JOHNS HOPKINS	L	9-27	Rochester, NY
9/13/2003	at St. John Fisher	L	17-27	Pittsford, NY
9/27/2003	ST. LAWRENCE	W	21-12	Rochester, NY
10/4/2003	at Rensselaer	L	26-47	Troy, NY
10/11/2003	at Hobart	W	17-13	Geneva, NY
10/18/2003	at Union (NY)	L	25-37	Schenectady, NY
10/25/2003	CHICAGO	W	48-17	Rochester, NY
11/1/2003	at Washington-St. Louis	L	14-16	St. Louis, MO
11/8/2003	at Case Western Reserve	W	30-28	Cleveland, OH
11/15/2003	CARNEGIE MELLON	W	21-9	Rochester, NY

**2004 (4-6)**

9/4/2004	at Johns Hopkins	L	17-34	Baltimore, MD
9/11/2004	ST. JOHN FISHER	L	34-38	Rochester, NY
9/18/2004	GETTYSBURG	W	31-6	Rochester, NY
9/25/2004	at Union (NY)	L	36-50	Schenectady, NY
10/2/2004	ST. LAWRENCE	W	38-7	Rochester, NY
10/9/2004	MERCHANT MARINE	W	38-6	Rochester, NY
10/23/2004	at WPI	L	10-34	Worcester, MA

10/30/2004	at Coast Guard	W	37-9	New London, CT
11/6/2004	RENSSELAER	L	14-28	Rochester, NY
11/13/2004	at Hobart	L	20-41	Geneva, NY

**2005 (4-6)**

9/3/2005	JOHNS HOPKINS	L	7-9	Rochester, NY
9/10/2005	at St. John Fisher	L	32-58	Pittsford, NY
9/17/2005	at Gettysburg	W	41-20	Gettysburg, PA
9/24/2005	UNION (NY)	L	28-41	Rochester, NY
10/1/2005	at St. Lawrence	W	27-22	Canton, NY
10/8/2005	at Merchant Marine	W	32-9	Kings Point, NY
10/22/2005	WPI	L	17-19	Rochester, NY
10/29/2005	COAST GUARD	W	37-6	Rochester, NY
11/5/2005	at Rensselaer	L	14-20	Troy, NY
11/12/2005	HOBART	L	25-42	Rochester, NY

**2006 (7-4)**

9/2/2006	at Johns Hopkins	W	20-10	Baltimore, MD
9/9/2006	ST. JOHN FISHER	L	10-30	Rochester, NY
9/16/2006	GETTYSBURG	W	54-42	Rochester, NY
9/23/2006	at Union (NY)	L	24-27	Schenectady, NY
9/30/2006	ST. LAWRENCE	W	19-18	Rochester, NY
10/7/2006	MERCHANT MARINE	W	28-24	Rochester, NY
10/21/2006	at WPI	W	34-7	Worcester, MA
10/28/2006	at Grove City	W	38-21	Grove City, PA
11/4/2006	RENSSELAER	W	30-23	Rochester, NY
11/11/2006	at Hobart	L	21-31	Geneva, NY
11/18/2006	at Alfred (ECAC) (OT)	L	34-40	Alfred, NY

**2007 (6-5)**

9/1/2007	CARNEGIE MELLON	L	10-33	Rochester, NY
9/15/2007	at St. John Fisher	L	21-37	Pittsford, NY
9/22/2007	UNION (NY)	L	7-13	Rochester, NY
9/29/2007	at St. Lawrence	W	31-24	Canton, NY
10/6/2007	at Merchant Marine	W	20-10	Kings Point, NY
10/13/2007	at Mount Ida	W	43-27	Newton, MA
10/20/2007	WPI	W	42-27	Rochester, NY
10/27/2007	SUSQUEHANNA	W	38-20	Rochester, NY
11/3/2007	at Rensselaer	W	25-21	Troy, NY
11/10/2007	HOBART	L	14-30	Rochester, NY
11/17/2007	at Alfred (ECAC)	L	14-49	Alfred, NY

**2008 (3-7)**

9/13/2008	at Case Western Reserve	L	6-38	Cleveland, OH
9/20/2008	ST. JOHN FISHER	L	17-24	Rochester, NY
9/27/2008	at Union (NY)	W	29-25	Schenectady, NY
10/4/2008	RENSSELAER	L	17-27	Rochester, NY
10/11/2008	at Susquehanna	L	13-28	Selinsgrove, PA
10/18/2008	MERCHANT MARINE	W	30-14	Rochester, NY
10/25/2008	at WPI	L	14-21	Worcester, MA
11/1/2008	ALFRED	L	14-43	Rochester, NY
11/8/2008	ST. LAWRENCE	W	34-20	Rochester, NY
11/15/2008	at Hobart	L	7-10	Geneva, NY

**2009 (4-6)**

9/12/2009	CASE WESTERN RESERVE	L	14-45	Rochester, NY
9/19/2009	at St. John Fisher	L	33-35	Pittsford, NY
9/26/2009	UNION (NY)	L	21-28	Rochester, NY
10/3/2009	at Rensselaer	W	16-10	Troy, NY
10/10/2009	SUSQUEHANNA	L	14-17	Rochester, NY
10/17/2009	at Merchant Marine	W	52-21	Kings Point, NY
10/24/2009	WPI	W	24-17	Rochester, NY
10/31/2009	at Alfred	L	14-51	Alfred, NY
11/7/2009	at St. Lawrence	W	20-7	Canton, NY
11/14/2009	HOBART	L	20-34	Rochester, NY

**2010 (4-5)**

9/11/2010	CASE WESTERN RESERVE	L	10-14	Rochester, NY
9/18/2010	vs St. John Fisher	L	21-49	Rochester, NY
9/25/2010	at Union (NY)	L	14-16	Schenectady, NY
10/2/2010	RENSSELAER	L	0-17	Rochester, NY
10/16/2010	MERCHANT MARINE	L	19-48	Rochester, NY
10/23/2010	at WPI	W	16-15	Worcester, MA
10/30/2010	at Alfred	W	24-14	Alfred, NY
11/6/2010	ST. LAWRENCE	W	34-14	Rochester, NY
11/13/2010	at Hobart (OT)	W	35-34	Geneva, NY

**2011 (4-5)**

9/10/2011	at Case Western Reserve	W	17-7	Cleveland, OH
9/17/2011	vs St. John Fisher	L	3-52	Rochester, NY
9/24/2011	UNION (NY)	L	34-41	Rochester, NY
10/1/2011	at Rensselaer	L	24-28	Troy, NY
10/15/2011	at Merchant Marine	W	45-16	Kings Point, NY
10/21/2011	WPI	W	28-21	Rochester, NY
10/29/2011	ALFRED	L	17-24	Rochester, NY
11/5/2011	at St. Lawrence	W	16-13	Canton, NY
11/12/2011	HOBART	L	10-24	Rochester, NY

**2012 (4-5)**

9/8/2012	THIEL	W	17-7	Rochester, NY
9/15/2012	at St. John Fisher	L	16-20	Pittsford, NY
9/22/2012	at Springfield	L	14-44	Springfield, MA
9/29/2012	ST. LAWRENCE	W	30-20	Rochester, NY
10/6/2012	at Merchant Marine	W	44-26	Kings Point, NY
10/13/2012	RENSSELAER	L	21-31	Rochester, NY
10/20/2012	at Union (NY)	L	7-20	Schenectady, NY
11/3/2012	WPI	W	42-15	Rochester, NY
11/10/2012	at Hobart	L	24-43	Geneva, NY

**2013 (5-4)**

9/14/2013	at Thiel	W	28-27	Greenville, PA
9/21/2013	at Gallaudet	L	13-37	Washington, D.C.
9/28/2013	SPRINGFIELD	W	36-35	Rochester, NY
10/5/2013	at St. Lawrence	L	10-14	Canton, NY
10/12/2013	ALFRED ST.	W	38-13	Rochester, NY
10/19/2013	at Rensselaer	W	37-31	Troy, NY
10/26/2013	UNION (NY)	W	21-7	Rochester, NY
11/9/2013	at WPI	L	21-31	Worcester, MA
11/16/2013	HOBART	L	21-42	Rochester, NY

**2014 (5-4)**

9/13/2014	at Alfred St.	W	35-21	Alfred, NY
9/20/2014	GALLAUDET	W	30-2	Rochester, NY
9/27/2014	at Springfield	L	27-63	Springfield, MA
10/4/2014	ST. LAWRENCE	L	6-31	Rochester, NY
10/11/2014	at Merchant Marine	W	20-17	Kings Point, NY
10/18/2014	RENSSELAER	W	34-20	Rochester, NY
10/25/2014	at Union (NY)	L	14-16	Schenectady, NY
11/8/2014	WPI (OT)	W	24-21	Rochester, NY
11/15/2014	at Hobart	L	23-28	Geneva, NY

**2015 (5-4)**

9/12/2015	at Catholic	W	45-28	Washington, D.C.
9/19/2015	ALFRED ST.	W	61-0	Rochester, NY
9/26/2015	SPRINGFIELD	W	29-3	Rochester, NY
10/3/2015	at St. Lawrence	L	2-20	Canton, NY
10/10/2015	MERCHANT MARINE	W	24-17	Rochester, NY
10/17/2015	at Rensselaer	L	21-35	Troy, NY
10/24/2015	UNION (NY)	W	33-30	Rochester, NY
11/7/2015	at WPI	L	34-35	Worcester, MA
11/14/2015	HOBART	L	20-42	Rochester, NY

**2016 (1-8)**

9/10/2016	CATHOLIC	L	14-27	Rochester, NY
9/17/2016	at Alfred State	W	55-27	Alfred, NY
9/24/2016	at Merchant Marine	L	7-55	Kings Point, NY
10/1/2016	RENSSELAER	L	13-51	Rochester, NY
10/8/2016	ST. LAWRENCE	L	13-48	Rochester, NY
10/15/2016	at Springfield	L	47-70	Springfield, MA
10/22/2016	at Union (NY)	L	15-31	Schenectady, NY
11/5/2016	WPI	L	34-37	Rochester, NY
11/12/2016	at Hobart	L	27-56	Geneva, NY

**2017 (2-7)**

9/9/2017	at Carnegie Mellon	L	14-42	Pittsburgh, PA
9/16/2017	ALFRED STATE	W	14-7	Rochester, NY
9/23/2017	at Alfred	L	7-45	Alfred, NY
9/30/2017	at Becker	W	28-10	Worcester, MA
10/7/2017	ITHACA	L	6-46	Rochester, NY
10/14/2017	UNION (NY)	L	0-27	Rochester, NY
10/21/2017	at St. Lawrence	L	14-36	Canton, NY
11/4/2017	at Rensselaer	L	14-63	Troy, NY
11/11/2017	HOBART	L	12-51	Rochester, NY



Matt Bielecki (2004-07) landed in the end zone more than any other player (43 TDs).

# Rochester Football All-Americans

## Associated Press Little All-America Team

1942	Greg Thomas	1971	Rich Parrinello
1949	Coke Dales	1973	Ralph Gebhardt
1950	Jack Wilson	1974	Ralph Gebhardt
1952	Don Bardell	1975	Ralph Gebhardt
	Bill Secor	1980	Nick Colucci
	Jim Brennan	1981	Tom Murray
	Bill Sharp		Bob Wales
1953	Bruce McPherson	1982	Bob Wales
	Tom Gibbons	1983	Bob Wales
1954	Bruce McPherson		Sam Guerrieri
	Tom Gibbons	1984	Mark Palvino
1955	Dick Devereaux	1985	Jeff Wittig
1956	Larry Palvino	1986	Sam Guerrieri
	Joe Miller		Gary Ciarleglio
1957	Larry Palvino	1987	Andy Milne
	Gene Nicandri	1988	Andy Milne
1958	Larry Palvino		Randy Bourdeau
1959	John Parrinello		Gary Ciarleglio
1967	Dave Ragusa		Tom Sheehan
1968	Dave Ragusa		Greg Sutton
1970	Rich Parrinello	1992	Brian Laudadio
	Ron Haines		

## CoSIDA Division III All-America Team\*

1981	Bob Wales	1989	Tom Sheehan
	Chris Wright		Mike Rossi
1982	Bob Wales		Matt Gregoire
1983	Bob Wales		Joe Bailey
1984	Mark Palvino	1990	Dennis Braniecki
1985	Jeff Wittig		Craig Chodak
1986	Sam Guerrieri	1991	Dan Malone
	Gary Ciarleglio		Brian Laudadio
1987	Randy Bourdeau	1992	Brian Laudadio
	Gary Ciarleglio		Tim Cody
	Greg Sutton	1993	Geoff Long
	Andy Milne		Bryan Mozeleski
1988	Tom Sheehan	2000	Lance Ramer
	Randy Bourdeau		
	Gary Ciarleglio		
	Greg Sutton		
	Andy Milne		

\*-originally sponsored by Pizza Hut, then by Champion, then by Hewlett Packard.

## CoSIDA College Division Academic All-America®

1976	Michael Corp	2003	Justin Galloway
1977	Michael Corp	2004	Justin Galloway
1982	Bob Cordaro	2005	Nick Zappia
1986	John Schell	2006	Nick Zappia
1992	Jeremy Hurd		Jason Goeller
1993	Jeremy Hurd		Andrew Rape
1999	Brian Kowalski	2007	Andrew Rape
2000	Brian Kowalski	2014	Matthew Mender
2001	Brian Kowalski	2015	Matthew Mender
			Jeff Weinfeld

## AFC A All-America

1990	Craig Chodak
1992	Brian Laudadio
1993	Geoff Long
2011	Chris Bickford

## USA Football

2000	Lance Ramer
	John Savage*
	Kassim Howell*

\* - named to Freshman team

## Football Gazette

1989	Tom Sheehan
	Mike Rossi
1992	Brian Laudadio
1993	Geoff Long
2000	Lance Ramer
2006	Nick Zappia
	Jason Goeller
	Jay Jay Vanderstyne

## United Press International

1957	Larry Palvino
------	---------------

# Against All Opponents, 1889-2017

(Record: 534-537-40 .499)

Opponent	W	L	T	1st. Mtg.	Last Mtg.
<b>Alfred University</b>	<b>23</b>	<b>21</b>	<b>2</b>	<b>1897</b>	<b>2017</b>
<b>Alfred State College</b>	<b>5</b>	<b>0</b>	<b>0</b>	<b>2013</b>	<b>2017</b>
Allegheny College	11	8	1	1914	1990
All-Rochester A.C.	0	1	0	1901	1901
Alumni	1	0	0	1901	1901
Amherst College	4	21	0	1889	1975
Athens A.A.	0	1	0	1900	1900
Baldwin-Wallace College	2	1	1	1931	1945
Becker College	1	0	0	2017	2017
College at Brockport	9	3	0	1949	1988
Brockport Normal	3	2	0	1891	1895
Bucknell University	0	5	0	1911	1982
Buffalo Medical	1	0	1	1895	1895
Buffalo State College	0	3	0	1996	1998
University of Buffalo	14	13	2	1894	1986
Canandaigua A.C.	3	1	1	1892	1898
Canandaigua H.S.	2	0	0	1892	1892
Canisius College	9	8	0	1975	2000
<b>Carnegie Mellon University</b>	<b>8</b>	<b>13</b>	<b>0</b>	<b>1943</b>	<b>2017</b>
Case Institute	3	0	0	1943	1945
<b>Case West. Reserve University</b>	<b>10</b>	<b>8</b>	<b>0</b>	<b>1990</b>	<b>2011</b>
Catholic University of America	1	1	0	2015	2016
Chicago A.A.	0	1	0	1892	1892
University of Chicago	10	6	0	1988	2003
Clarkson University	11	4	2	1915	1951
Colgate University	6	22	0	1891	1945
Cornell University	0	10	0	1889	1921
Denison University	5	7	0	1913	1988
DePauw University	5	3	0	1942	1960
Findlay College	0	1	0	1962	1962
Fordham University	2	2	0	1914	1981
Franklin & Marshall College	0	1	0	1920	1920
Gallaudet University	1	1	0	2013	2014
Gannon University	1	1	0	1994	1995
Genesee Wesl. Seminary	4	0	0	1899	1902
Genesee Normal	1	0	0	1901	1901
George Junior Republic	1	1	1	1908	1910
Georgetown University	2	0	0	1976	1977
Gettysburg College	4	0	0	1912	2006
Grove City College	1	0	0	2006	2006
Hamilton College	38	28	4	1890	1980
Hartwick College	0	2	0	1994	1995
Harvard University	0	1	0	1945	1945
<b>Hobart College</b>	<b>48</b>	<b>55</b>	<b>7</b>	<b>1892</b>	<b>2017</b>
Hofstra University	1	3	0	1984	1987
Holy Cross College	1	0	0	1910	1910
<b>Ithaca College</b>	<b>0</b>	<b>1</b>	<b>0</b>	<b>2017</b>	<b>2017</b>
Johns Hopkins University	1	5	0	2001	2006
Kenyon College	6	2	0	1927	1941
Lancaster A.C.	0	1	0	1895	1895
Lehigh University	0	3	0	1920	1973
Lynwood A.C.	1	0	0	1893	1893
University of Massachusetts	1	0	0	1949	1949
Miami University (OH)	0	1	0	1944	1944
Mount Ida College	1	0	0	2007	2007
University of Mount Union	0	2	0	1969	1970
New York University	2	2	0	1904	1946
Niagara University	8	4	1	1902	1925
Oberlin College	12	10	1	1917	1955
Ohio Wesleyan University	0	2	0	1954	1955
Onondaga Indians	1	0	0	1904	1904
Palmyra Unions	1	0	0	1889	1889
Princeton University	0	1	0	1919	1919
<b>Rensselaer Polytechnic Institute</b>	<b>41</b>	<b>31</b>	<b>4</b>	<b>1906</b>	<b>2017</b>
Richfield A.C.	0	1	0	1889	1889
Rochester A.C.	4	0	1	1889	1895
Rochester Free Academy	3	0	0	1897	1899
Rochester YMCA	0	1	1	1896	1896
St. Bonaventure University	3	0	0	1908	1914
St. John Fisher College	7	11	0	1989	2012
St. John's Military Academy	0	5	0	1893	1897
<b>St. Lawrence University</b>	<b>46</b>	<b>30</b>	<b>2</b>	<b>1899</b>	<b>2017</b>
St. Stephen's	1	1	0	1915	1924
Sampson Naval Base	1	0	0	1948	1948
School of Aerial Photography	2	0	0	1918	1918
Seton Hall University	1	1	0	1976	1977
Springfield College	2	3	1	1929	2016
Susquehanna University	1	2	0	2007	2009
Syracuse A.C.	0	1	0	1892	1892
Syracuse University	5	20	0	1889	1915
Thiel College	2	0	0	2012	2013
Trinity College (CT)	2	4	0	1889	1973
Trinity University (TX)	2	0	0	1988	1989
Tufts University	7	9	0	1904	1975
<b>Union College (NY)</b>	<b>48</b>	<b>55</b>	<b>5</b>	<b>1889</b>	<b>2017</b>
US Coast Guard Academy	3	0	0	1968	2005
US Merchant Marine Academy	18	2	0	1952	2016
US Military Academy	0	1	0	1907	1907
University of Vermont	9	8	1	1916	1974
Wagner College	3	1	1	1976	1987
Washington & Jefferson College	4	1	0	1942	1992
Washington University in St. Louis	11	17	0	1961	2003
Watertown Athletic Club	1	1	0	1899	1900
Wesleyan University	3	16	0	1917	1956
Westminster College	1	0	0	1922	1922
Williams College	8	15	0	1930	1983
College of Wooster	2	0	0	1986	1987
Worcester Polytechnic Institute	6	8	0	1991	2016
Yale University	1	1	0	1943	1944

(2018 opponents shown in **boldface** type.)  
Total opponents: 99

# Single Game Records

## INDIVIDUAL RECORDS

<b>Most carries</b>
52, Jeremy Hurd; Rensselaer; Oct 31, 1992
<b>Most net yards rushing</b>
264, Jeremy Hurd; Rensselaer; Oct 31, 1992 (52 carries)
<b>Highest average gain per rush (min. 10 carries)</b>
14.4, Isaac Collins; St. Lawrence; Oct 23, 1993 (11-158)
<b>Most rushing TDs scored</b>
5, Jim Secrest; Hobart; Nov 14, 1942
<b>Longest rush from scrimmage</b>
95, John Wilson; at Rensselaer; Nov 13, 1926
<b>Most passes attempted</b>
51, Ben Holko; at St. Lawrence; Sep 26, 1998
<b>Most passes completed</b>
30, Matt Gallagher; at Alfred; Sep 23, 2017
<b>Highest percentage passes completed (min. 10 attempts)</b>
79.2, Dean Kennedy; at Merchant Marine; Oct 06, 2012 (19-24)
<b>Most passing yards</b>
398, Jeff Wittig; Denison; Nov 10, 1984
<b>Most passing yards gained per attempt (min. 10 attempts)</b>
15.3, Dave Boyce; Denison; Nov 12, 1988 (15-229)
<b>Most touchdown passes</b>
5, Daniel Bronson; at Springfield; Oct 15, 2016
<b>Most passes had intercepted</b>
6, Josh Brown; Union (NY); Oct 14, 2017
<b>Longest pass completion</b>
95, Dave Boyce; Brockport; Nov 05, 1988
<b>Most passes caught</b>
13, Ben Rizzo; at St. Lawrence; Oct 25, 1986
13, J.J. Vanderstynne; Rensselaer; Nov 04, 2006
13, Mike LeFlore; Chicago; Oct 14, 1995
<b>Most yards receiving</b>
201, Mike LeFlore; at Hobart; Oct 07, 1995 (8 receptions)
<b>Highest average gain per reception (min. 3 receptions)</b>
47.0, Sean O'Hara; Rensselaer; Sep 30, 2000 (3-141)
<b>Most TD receptions</b>
4, Guy Bailey; Rensselaer; Nov 18, 1967
<b>Longest pass reception</b>
95, Tom Sheehan; Brockport; Nov 05, 1988
<b>Most total offense plays</b>
67, Daniel Bronson; Catholic; Sep 10, 2016 (21 rush, 46 pass)
<b>Most total offense yards gained</b>
426, Daniel Bronson; at Springfield; Oct 15, 2016 (118 rush, 308 pass)
<b>Most all-purpose yards gained</b>
337, Tom Sheehan; Denison; Nov 12, 1988
<b>Most points scored</b>
37, Jim Secrest; Hobart; Nov 14, 1942
<b>Most extra points made by kicking</b>
7, Dick Rasmussen; Williams; Oct 02, 1971
7, T.J. Jasonis; Brockport; Oct 29, 1983
7, Zach White-Stellato; at Merchant Marine; Oct 17, 2009
<b>Most points scored by kicking</b>
17, Andy Milne; at Hobart; Oct 08, 1988
<b>Most field goals made</b>
5, Andy Milne; at Hobart; Oct 08, 1988
<b>Longest field goal made</b>
50, Andy Milne; at Hobart; Oct 08, 1988
<b>Most punts</b>
13, Chris Boglev; Union (NY); Oct 05, 1996
13, Douglas Middlebrook; at Union (NY); Nov 06, 1993
<b>Most yards punting</b>
498, Chris Boglev; Union (NY); Oct 05, 1996 (13 punts)
<b>Highest average yards per punt (min. 3 punts)</b>
47.4, Paul Mokrzycki; Ithaca; Oct 07, 2017 (5-237)
<b>Most punts downed inside 20</b>
5, Brad DePietro; St. Lawrence; Sep 22, 2001
5, David Ferris; at St. Lawrence; Oct 01, 2005
<b>Longest punt</b>
74, Scott Amrozowicz; Carnegie Mellon; Oct 30, 1999
<b>Longest punt return</b>
86, Mike LeFlore; at Carnegie Mellon; Oct 29, 1994
<b>Longest kick return</b>
103*, John Iverson; at Merchant Marine; Oct 27, 1956
100, Andy Fornarola; at Hobart; Oct 07, 1978

<b>Longest interception return</b>
94, Michael Newcomb; Chicago; Oct 13, 2001
<b>Longest fumble return</b>
87, Matthew Pisano; Rensselaer; Oct 18, 2014
<b>Most punt returns</b>
7, Eric Black; at Rensselaer; Oct 27, 1990
7, Kassim Howell; St. Lawrence; Sep 22, 2001
7, Kassim Howell; at St. Lawrence; Sep 23, 2000
<b>Most punt return yards</b>
109, Ralph Gebhardt; Brockport; Oct 25, 1975 (3 returns)
<b>Most kick returns</b>
10, Kyle Allegrini; at Springfield; Oct 15, 2016
<b>Most kick return yards</b>
254, Nate Gibbons; at Union (NY); Sep 25, 2004 (7 returns)
<b>Most interceptions</b>
5, Bill Monroe; Alfred; Nov 06, 1976
<b>Most interception return yards</b>
102, Douglas Middlebrook; St. John Fisher; Oct 17, 1992 (2 returns)
<b>Most tackles</b>
25, Gary Ciarleglio; at Hobart; Oct 11, 1986 (12-13)
25, Pete Elliott; at St. Lawrence; Oct 25, 1986 (15-10)
<b>Most quarterback sacks</b>
5.0, Lance Ramer; at Carnegie Mellon; Oct 28, 2000 (5-0)
<b>Most tackles for loss</b>
6.0, Lance Ramer; at Carnegie Mellon; Oct 28, 2000 (6-0)
<b>Most fumbles forced</b>
3, Robert Brown; at Wash. & Jeff.; Oct 19, 1991
<b>Most fumbles recovered</b>
2, 14 players
<b>Most pass breakups</b>
5, Jamar Spencer; at Carnegie Mellon; Sep 19, 1992
5, John Danieue; St. Lawrence; Oct 26, 1985

\*Note: The NCAA Statistics Service recognizes a maximum kick return yardage of 100 yards per return. At the time of John Iverson's runback, the yardage was recognized by what was credited in the game.



Jay Jay Vanderstynne shares the single-game record for catches in a game with 13.

## TEAM RECORDS

<b>Most carries</b>
83, Rensselaer; Oct 31, 1992
<b>Most net yards rushing</b>
496, Case Western Reserve; Sep 10, 1994 (68 carries)
<b>Highest average gain per rush (min. 20 rushes)</b>
7.6, St. Lawrence; Oct 23, 1993 (57-436)
<b>Most rushing TDs scored</b>
7, Clarkson; Nov 13, 1948
7, at Union (NY); Oct 10, 1959
7, Brockport; Oct 29, 1983
<b>Most passes attempted</b>
56, at St. Lawrence; Sep 26, 1998
<b>Most passes completed</b>
32, at St. John Fisher; Sep 19, 2009
<b>Highest percentage passes completed (min. 10 passes)</b>
85.7, Alfred St.; Sep 19, 2015 (12-14)
<b>Most passing yards</b>
403, Union (NY); Oct 24, 2015
<b>Most touchdown passes</b>
5, at Springfield; Oct 15, 2016
5, Gettysburg; Sep 16, 2006
5, at St. John Fisher; Sep 19, 2009
5, Alfred St.; Sep 19, 2015
<b>Most passes had intercepted</b>
6, Alfred; Nov 04, 1978
6, Union (NY); Oct 14, 2017
<b>Most total offense plays</b>
100, at Gettysburg; Sep 17, 2005 (78 rush, 22 pass)
<b>Most total offense yards gained</b>
605, at St. Lawrence; Sep 28, 2002 (375 rush, 230 pass)
<b>Highest average gain per play</b>
8.7, Alfred St.; Sep 19, 2015 (65-565)
<b>Most all-purpose yards gained</b>
765, at Springfield; Oct 15, 2016
<b>Most points scored (since 1912/modern scoring)</b>
62, at Union (NY); Oct 10, 1959
<b>Most touchdowns scored</b>
9, at Union (NY); Oct 10, 1959
9, Alfred St.; Sep 19, 2015
<b>Most interceptions</b>
6, Alfred; Nov 06, 1976
6, Wash. & Jeff.; Oct 03, 1942
6, St. Lawrence; Oct 29, 1977
6, Brockport; Sep 28, 1974
<b>Most tackles</b>
160, at Hobart; Oct 06, 1984 (71-89)
<b>Most quarterback sacks</b>
7.0, ten times
<b>Most tackles for loss</b>
15.0, at Union (NY); Sep 25, 2004 (12-0)
<b>Most fumbles recovered</b>
5, WPI; Nov 03, 2012
5, at Canisius; Oct 03, 1987
5, at Wash. & Jeff.; Oct 19, 1991
<b>Most pass breakups</b>
15, at Carnegie Mellon; Sep 19, 1992
<b>Most blocked kicks</b>
3, Wooster; Oct 31, 1987

# Single Season Individual Records

## RUSHING

<b>1,000 yard rushers</b>
1. 1390 - Matt Bielecki (301-1390) - 2006
2. 1245 - Clarence Onyiriuka (284-1245) - 2009
3. 1210 - Jeremy Hurd (262-1210) - 1992
4. 1160 - Matt Bielecki (232-1160) - 2007
5. 1124 - Matt Bielecki (244-1124) - 2005
6. 1033 - Carmen Malatino (249-1033) - 1990
7. 1002 - Jim Secrest (n/a-1002) - 1942
<b>Rushing attempts</b>
1. 301 - Matt Bielecki (301-1390) - 2006
2. 284 - Clarence Onyiriuka (284-1245) - 2009
3. 262 - Jeremy Hurd (262-1210) - 1992
<b>Rushing TDs</b>
1. 18 - Jim Secrest - 1942
2. 15 - Jeremy Hurd - 1992
3. 14 - Matt Bielecki - 2006
<b>Average yards/rush (min. 100 attempts)</b>
1. 6.97 - John Parrinello (109-760) - 1958
2. 6.08 - Rick Harrison (133-809) - 1989
3. 5.92 - Sam Shatkin (124-734) - 1978
<b>Rushing yards/game (min. 5 games)</b>
1. 134.4 - Jeremy Hurd (9 games) - 1992
2. 126.4 - Matt Bielecki (11 games) - 2006
3. 125.2 - Jim Secrest (8 games) - 1942

## PASSING

<b>Pass attempts</b>
1. 326 - Aaron Molisani (171-326-8) - 2004
2. 302 - Dean Kennedy (171-302-11) - 2013
3. 289 - Dean Kennedy (165-289-9) - 2012
<b>Pass completions</b>
1. 171 - Aaron Molisani (171-326-8) - 2004
171 - Dean Kennedy (171-302-11) - 2013
3. 165 - Dean Kennedy (165-289-9) - 2012
<b>Passing yards</b>
1. 2023 - Dean Kennedy (165-289-9) - 2012
2. 1979 - Pat Manuel (143-288-20) - 2002
3. 1921 - Dean Kennedy (171-302-11) - 2013
<b>Passing TDs</b>
1. 17 - Aaron Molisani - 2006
2. 16 - Robert Young - 1967
16 - Aaron Molisani - 2004
<b>Passes had intercepted</b>
1. 20 - Pat Manuel (143-288-20) - 2002
2. 17 - Jeff Piscitelli (116-282-17) - 1999
17 - Dave Boyce (114-245-17) - 1987
<b>Pass completion pct (min. 100 attempts)</b>
1. 67.5 - Aaron Molisani (158-234-8) - 2006
2. 64.2 - Braezen Subick (68-106-2) - 2010
3. 63.7 - Braezen Subick (130-204-9) - 2008
<b>Pass efficiency (min. 100 attempts)</b>
1. 150.2 - Aaron Molisani (158-234-8) - 2006
2. 145.6 - Bill Stander (52-104-4) - 1970
3. 133.0 - Greg Conrad (85-149-11) - 1971
<b>Average yards/completion (min. 100 attempts)</b>
1. 17.0 - Bill Stander (52-104-4) - 1970
2. 15.6 - Dave Boyce (100-211-12) - 1988
3. 14.7 - Brian Pasley (71-169-11) - 1973
<b>Passing yards/game (min. 5 games)</b>
1. 224.8 - Dean Kennedy (9 games) - 2012
2. 217.6 - Daniel Bronson (7 games) - 2016
3. 213.4 - Dean Kennedy (9 games) - 2013

## RECEIVING

<b>Pass reception yards</b>
1. 1128 - J.J. Vanderstynne (85-1128) - 2006
2. 882 - Brian Ferris (53-882) - 2002
3. 868 - Mike LeFlore (62-868) - 1995
<b>Pass receptions</b>
1. 85 - J.J. Vanderstynne (85-1128) - 2006
2. 62 - Mike LeFlore (62-868) - 1995
3. 53 - Brian Ferris (53-882) - 2002
53 - Mark Palvino (53-756) - 1984
<b>Pass reception TDs</b>
1. 11 - Rich Parrinello - 1970
11 - Brian Ferris - 2002
11 - Guy Bailey - 1967
11 - J.J. Vanderstynne - 2006
<b>Average yards/catch (min. 25 receptions)</b>
1. 20.88 - John Badowski (26-543) - 1974
2. 18.16 - Guy Bailey (32-581) - 1966
3. 18.14 - Brian Ferris (29-526) - 2001

## Receptions/game (min. 5 games)

1. 7.73 - J.J. Vanderstynne (11 games) - 2006
2. 6.89 - Mike LeFlore (9 games) - 1995
3. 6.50 - Thomas Hayes (8 games) - 2013

## TOTAL OFFENSE

<b>Total offense yards</b>
1. 2566 - Dean Kennedy (417-2566) - 2013
2. 2334 - Aaron Molisani (447-2334) - 2004
3. 2302 - Dean Kennedy (382-2302) - 2012
<b>TDs responsible for</b>
1. 24 - Aaron Molisani - 2004
2. 22 - Jim Secrest - 1942
3. 21 - Aaron Molisani - 2006
<b>Total offense/game (min. 5 games)</b>
1. 313.0 - Daniel Bronson (7 games) - 2016
2. 285.1 - Dean Kennedy (9 games) - 2013
3. 255.8 - Dean Kennedy (9 games) - 2012
<b>All purpose yards</b>
1. 1571 - Clarence Onyiriuka - 2009
2. 1543 - Matt Bielecki - 2006
3. 1408 - Tom Sheehan - 1988
<b>All purpose yards/game (min. 5 games)</b>
1. 157.1 - Clarence Onyiriuka (10 games) - 2009
2. 143.9 - Jeremy Hurd (9 games) - 1992
3. 140.8 - Tom Sheehan (10 games) - 1988

## SCORING

<b>Total points scored</b>
1. 132 - Jim Secrest (22 TD) - 1942
2. 104 - Rich Parrinello (17 TD, 1 PAT) - 1970
3. 96 - Jeremy Hurd (16 TD) - 1992
96 - Clarence Onyiriuka (16 TD) - 2009
<b>Touchdowns scored</b>
1. 22 - Jim Secrest (18 rush, 4 rcv) - 1942
2. 17 - Rich Parrinello (6 rush, 11 rcv) - 1970
3. 16 - Jeremy Hurd (15 rush, 1 rcv) - 1992
16 - Clarence Onyiriuka (12 rush, 4 rcv) - 2009

## EXTRA POINTS

<b>PAT kicks made</b>
1. 35 - Andy Milne (35-35) - 1988
2. 34 - Joe Caruso (34-37) - 1992
3. 30 - Rob Corey (30-34) - 2004
<b>PAT kicks attempted</b>
1. 37 - Joe Caruso (34-37) - 1992
2. 35 - Andy Milne (35-35) - 1988
3. 34 - Rob Corey (30-34) - 2004
<b>PAT kick pct (min. 5 attempts)</b>
1. 100.0 - Andy Milne (35-35) - 1988
100.0 - Tony Cipolla (17-17) - 1978
100.0 - Ken Dys (9-9) - 1984

## FIELD GOALS

<b>Field goals made</b>
1. 12 - Andy Milne (12-19) - 1987
2. 11 - Andy Milne (11-14) - 1988
3. 8 - Alex Antonucci (8-8) - 2011
8 - Andy Milne (8-13) - 1986
<b>Field goal pct (min. 5 attempts)</b>
1. 100.0 - Alex Antonucci (8-8) - 2011
83.3 - Zach White-Stellato (5-6) - 2010
3. 80.0 - Chris Johnston (4-5) - 2001
80.0 - Andrew Haber (4-5) - 2014

## PUNTING

<b>Punt attempts</b>
1. 71 - Bill Tretter (71-2195) - 1982
2. 65 - Chris Boglev (65-2287) - 1994
3. 64 - Craig Chodak (64-2313) - 1991
<b>Average yards/punt (min. 10 attempts)</b>
1. 39.10 - Paul Mokrzycki (42-1642) - 2016
2. 38.80 - Chris Boglev (50-1940) - 1996
3. 38.75 - Andy Sherman (32-1240) - 1971

## RETURNS

<b>Punt return yards</b>
1. 381 - Andy Rape (27-381) - 2007
2. 267 - Eric Black (28-267) - 1990
3. 241 - Kassim Howell (31-241) - 2000
<b>Punt returns</b>
1. 36 - Douglas Middlebrook (36-231) - 1992
2. 31 - Kassim Howell (31-241) - 2000
3. 29 - Douglas Middlebrook (29-229) - 1991
29 - Tom Sheehan (29-212) - 1987

## Punt return TDs

1. 2 - Brian Miga - 1968
<b>Average yards/punt return (min. 10 attempts)</b>
1. 14.50 - Michael Dermody (10-145) - 2005
2. 14.11 - Andy Rape (27-381) - 2007
3. 13.00 - Cleveland Cooper (13-169) - 1994

## Kick return yards

1. 818 - Kyle Allegrini (38-818) - 2016
2. 636 - Nate Gibbons (23-636) - 2004
3. 572 - Mike Mott (29-572) - 1998

## Kick returns

1. 38 - Kyle Allegrini (38-818) - 2016
2. 29 - Mike Mott (29-572) - 1998
3. 26 - Isaac Standish (26-424) - 2001

## Kick return TDs

1. 2 - Jim Iannone - 1979
2 - Eric Black - 1989
2 - Andy Fornarola - 1977
2 - Nate Gibbons - 2004

## Average yards/kick return (min. 10 attempts)

1. 31.62 - Jim Iannone (13-411) - 1979
2. 31.18 - Andy Fornarola (11-343) - 1977
3. 30.40 - Mike Mott (10-304) - 1997

## Interceptions

1. 13 - Ralph Gebhardt (13-105) - 1973
2. 9 - Bill Monroe (9-85) - 1976
3. 8 - Ralph Gebhardt (8-159) - 1974
8 - Rob Kruty (8-132) - 1988
8 - Ralph Gebhardt (8-125) - 1975

## Interception return TDs

1. 3 - Ralph Gebhardt - 1974
2. 2 - David Skonieczki - 1969
2 - Matt Stack - 2006

## Fumble return TDs

1. 1 - 13 players
-------------------

## DEFENSE

<b>Total tackles</b>
1. 151 - Gary Ciarleglio (81-70) - 1986
2. 146 - Lance Ramer (78-68) - 2000
3. 139 - Pete Elliott (55-84) - 1987
<b>Unassisted tackles</b>
1. 81 - Gary Ciarleglio (81-70) - 1986
2. 78 - Lance Ramer (78-68) - 2000
3. 73 - Tony Ortega (73-26) - 2011
<b>Assisted tackles</b>
1. 84 - Pete Elliott (55-84) - 1987
2. 70 - Gary Ciarleglio (81-70) - 1986
3. 69 - Gary Ciarleglio (54-69) - 1985

## Tackles for loss

1. 26.0 - Lance Ramer (25-2/151) - 2000
2. 19.0 - Geoffrey Long (17-4/96) - 1993
3. 18.0 - Jason Goeller (16-4/88) - 2006

## Quarterback sacks

1. 17.5 - Lance Ramer (17-1/131) - 2000
2. 15.0 - Geoffrey Long (14-2/74) - 1993
3. 13.5 - Jason Goeller (13-1/74) - 2006

## Yards from sacks

1. 131 - Lance Ramer (17-1/131) - 2000
2. 74 - Jason Goeller (13-1/74) - 2006
74 - Geoffrey Long (14-2/74) - 1993

## Fumbles forced

1. 7 - Ed Dauphin - 2009
2. 5 - Brian Laudadio - 1990
3. 4 - Mike Rossi - 1987
4 - Chris Bickford - 2008

## Fumbles recovered

1. 5 - Lance Ramer - 1999
2. 4 - Frank Earley - 1993
4 - Joe Sebastianelli - 1982

## Passes defensed

1. 21 - John Loiacono (15 brup, 6 int) - 1983
2. 18 - Gregory Sutton (13 brup, 5 int) - 1987
18 - Erik Young (13 brup, 5 int) - 1990
18 - Rob Kruty (10 brup, 8 int) - 1988
18 - Gregory Sutton (13 brup, 5 int) - 1988

## QB hurries

1. 8 - Jason Goeller - 2006
2. 6 - Thomas Marone - 2014

## Blocked kicks

1. 3 - Jeff Smith - 1997
--------------------------

# Single Season Team Records & Coaching Records

## RUSHING

<b>Rushing yards</b>
2497 (593-2497) - 1992
<b>Rushing attempts</b>
593 (593-2497) - 1992
<b>Rushing TDs</b>
30 - 1992
<b>Average yards/rush</b>
5.67 (383-2173) - 1959
<b>Rushing yards/game</b>
277.4 (9 games) - 1992

## PASSING

<b>Pass attempts</b>
329 (173-329-8) - 2004
<b>Pass completions</b>
195 (195-299-11) - 2006
<b>Passing yards</b>
2265 (195-299-11) - 2006
<b>Passing TDs</b>
22 - 2006
<b>Pass completion pct</b>
65.2 (195-299-11) - 2006
<b>Passing yards/game</b>
246.1 (9 games) - 2012

## TOTAL OFFENSE

<b>Total offense yards</b>
3966 (783-3966) - 2006
<b>Total offense/game</b>
416.0 (9 games) - 2013
<b>Total offense/play</b>
5.63 (624-3515) - 2015
5.63 (487-2743) - 1959

## SCORING

<b>Total points scored</b>
312 (44 TD, 35 PAT, 3 FG) - 2006
<b>Touchdowns scored</b>
44 (19 rush, 22 rcv, 3 ret) - 2006
<b>PAT kicks made</b>
35 (35-36) - 1988
<b>Field goals made</b>
12 (12-19) - 1987
<b>Points per game</b>
32.1 (8 games) - 1958

## DEFENSE

<b>Interceptions</b>
28 (28-308) - 1988
<b>Total tackles</b>
1220 (611-609) - 1987
<b>Tackles for loss</b>
96.0 (85-22/458) - 2000
<b>Quarterback sacks</b>
46.0 (42-8/323) - 2000
<b>Fumbles recovered</b>
23 - 1972
<b>Passes defended</b>
90 (62 brup, 28 int) - 1988
<b>Blocked kicks</b>
6 - 2007

## WINS-LOSSES-TIES

<b>Most wins</b>
9 - 1987
<b>Most losses</b>
9 - 1996
<b>Most ties</b>
3 - 1950

## STREAKS

<b>Longest winning streak</b>
15 games - 1957-59 (1 game in 1957, 8 games in 1958, 6 games in 1959)
<b>Longest losing streak</b>
17 games - 1995-97 (4 games in 1995, 9 games in 1996, 4 games in 1997)

## RUSHING DEFENSE

<b>Opp. Rushing yards</b>
504 (n/a-504) - 1942
<b>Opp. Rushing attempts</b>
278 (278-747) - 1964
<b>Opp. Rushing TDs</b>
1 - 1942
<b>Opp. Average yards/rush</b>
1.87 (306-571) - 1958
<b>Opp. Rushing yards/game</b>
63.0 (8 games) - 1942

## PASSING DEFENSE

<b>Opp. Pass attempts</b>
75 (31-75-8) - 1955
<b>Opp. Pass completions</b>
27 (27-78-7) - 1956
<b>Opp. Passing yards</b>
301 (35-106-18) - 1959
<b>Opp. Passing TDs</b>
1 - 1958
<b>Opp. Pass completion pct</b>
30.1 (53-176-22) - 1952
<b>Opp. Passing yards/game</b>
37.6 (8 games) - 1959

## TOTAL DEFENSE

<b>Opp. Total offense yards</b>
946 (411-946) - 1958
<b>Opp. Total offense/game</b>
118.2 (8 games) - 1958
<b>Opp. Total offense/play</b>
2.30 (411-946) - 1958

## SCORING DEFENSE

<b>Opp. Total points scored</b>
8 (1 TD) - 1942
<b>Opp. Total points scored</b>
8 (1 TD) - 1942
<b>Opp. PAT kicks made</b>
1 (1-1) - 1959
1 (1-4) - 1962
1 (1-1) - 1958
<b>Opp. Field goals made</b>
1 (1-8) - 1971
1 (1-3) - 1967
1 (1-1) - 1963
1 (1-1) - 1956
<b>Opp. Points per game</b>
1.0 (8 games) - 1942
<b>Most Shutouts</b>
6 (8 games) - 1942

## COACH


COACH	YEARS	RECORD	PCT.
W.T. Plumb	1889 (1)	5-4-1	.550
Thomas Parsons	1890-91 (2)	4-9	.308
Fred Fabel	1892 (1)	5-5	.500
Edward Hard	1893 (1)	4-2	.667
Jack Morse	1894 (1)	2-3-1	.417
Wallis	1895 (1)	3-6-2	.364
Lewis Saunders	1896 (1)	0-8-1	.056
Jack Wright	1897 (1)	5-5	.500
D.C. Buell	1898 (1)	4-3-1	.563
George Barclay	1899, 1901 (2)	13-5-2	.700
Louis Hinckley	1900 (1)	3-6	.333
Doc Pollard	1902-07 (6)	24-25-2	.490
Ralph Glaze	1908-09 (2)	11-4-2	.706
George Sullivan	1910-11, 20-23 (6)	24-25-4	.491
Harry Watson	1912-15 (4)	15-16-2	.485
F. Alcott Neary	1916, 1919 (2)	9-6-2	.588
Dr. Edwin Fauver	1917-18 (2)	4-5-1	.450
Herb Lorenz	1924-25 (2)	5-12-1	.306
Tom Davies	1926-34 (9)	40-31-5	.559
Dick Larkins	1935-36 (2)	3-11	.214
Bill Cox	1937-39 (3)	2-18-1	.119
Dud DeGroot	1940-43 (4)	23-6	.793
Elmer Burnham	1944-60 (17)	82-48-6	.625
Paul Bitgood	1961-62 (2)	9-6-1	.594
Donald Smith	1963-68 (6)	26-21-1	.552
Pat Stark	1969-83 (15)	69-64-3	.518
Ray Tellier	1984-88 (5)	21-26-1	.448
Rich Parrinello	1989-97 (9)	41-43	.488
Mark Kreydt	1998-05 (8)	28-50	.359
Scott Greene	2006-17 (12)	50-64	.439

### Rank by Wins

1. Elmer Burnham	82
2. Pat Stark	69
3. Scott Greene	50
4. Rich Parrinello	41
5. Tom Davies	40
6. Mark Kreydt	28
7. Donald Smith	26
8. Doc Pollard	24
George Sullivan	24
10. Dud DeGroot	23
11. Ray Tellier	21
12. Harry Watson	15
13. George Barclay	13
14. Ralph Glaze	11
15. Paul Bitgood	9
F. Alcott Neary	9
17. Herb Lorenz	5
Jack Wright	5
Fred Fabel	5
W.T. Plumb	5
21. Edwin Fauver	4
D.C. Buell	4
Edward Hard	4
Thomas Parson	4
25. Dick Larkins	3
Louis Hinckley	3
Wallis	3
28. Bill Cox	2
Jack Morse	2
30. Lewis Saunders	0

### Rank by Percent

1. Dud DeGroot	.793
2. Ralph Glaze	.706
3. George Barclay	.700
4. Edward Hard	.667
5. Elmer Burnham	.625
6. Paul Bitgood	.594
7. F. Alcott Neary	.588
8. D.C. Buell	.563
9. Tom Davies	.559
10. Donald Smith	.552
11. W.T. Plumb	.550
12. Pat Stark	.518
13. Fred Fabel	.500
Jack Wright	.500
15. George Sullivan	.491
16. Doc Pollard	.490
17. Rich Parrinello	.488
18. Harry Watson	.485
19. Edwin Fauver	.450
20. Ray Tellier	.448
21. Scott Greene	.439
22. Jack Morse	.417
23. Wallis	.364
24. Mark Kreydt	.359
25. Louis Hinckley	.333
26. Thomas Parsons	.308
27. Herb Lorenz	.306
28. Dick Larkins	.214
29. Bill Cox	.119
30. Lewis Saunders	.056



Elmer Burnham

# SAVE THE DATE FOR THE ANNUAL GOLF CLASSIC



**JUNE 13, 2019**

# Career Records

## RUSHING

Rushing yards	
1.	4301 - Matt Bielecki (886-4301) - 2004-07
2.	3418 - Jeremy Hurd (722-3418) - 1989-93
3.	3279 - Clarence Onyiriuka (787-3279) - 2007-11
4.	2825 - Isaac Collins (576-2825) - 1990-93
5.	2337 - Carmen Malatino (520-2337) - 1987-90
6.	2319 - Sam Guerrieri (560-2319) - 1983-86
7.	2315 - Mike Corp (680-2315) - 1974-77
8.	1945 - John Parrinello (259-1945) - 1957-59
9.	1881 - Tom Gibbons (306-1881) - 1952-54
10.	1707 - John Breedy (385-1707) - 2000-02
Rushing attempts	
1.	886 - Matt Bielecki (886-4301) - 2004-07
2.	787 - Clarence Onyiriuka (787-3279) - 2007-11
3.	722 - Jeremy Hurd (722-3418) - 1989-93
4.	680 - Mike Corp (680-2315) - 1974-77
5.	576 - Isaac Collins (576-2825) - 1990-93
6.	560 - Sam Guerrieri (560-2319) - 1983-86
7.	520 - Carmen Malatino (520-2337) - 1987-90
8.	413 - Jeff Piscitelli (413-960) - 1997-01
9.	402 - Aaron Molisani (402-1623) - 2002-06
10.	390 - Bob Ford (390-1595) - 1980-83
Rushing TDs	
1.	40 - Jeremy Hurd - 1989-93
2.	39 - Matt Bielecki - 2004-07
3.	34 - Clarence Onyiriuka - 2007-11
4.	28 - Sam Guerrieri - 1983-86
28	- John Parrinello - 1957-59
6.	26 - Mike Corp - 1974-77
7.	25 - John Richard - 1987-90
8.	24 - Aaron Molisani - 2002-06
9.	20 - Rich Parrinello - 1969-71
10.	19 - Carmen Malatino - 1987-90
19	- Walter Campbell - 1957-59
19	- Tom Gibbons - 1952-54
19	- Isaac Collins - 1990-93
Average yards/rush (min. 150 attempts)	
1.	7.51 - John Parrinello (259-1945) - 1957-59
2.	6.15 - Tom Gibbons (306-1881) - 1952-54
3.	5.85 - Rick Harrison (237-1386) - 1986-89
4.	5.31 - Jerry Dales (180-956) - 1948-49
5.	5.16 - Dick Devereaux (316-1632) - 1952,54-55
6.	5.07 - Sam Shatkin (291-1476) - 1975-78
7.	4.96 - Ted Fink (343-1700) - 1963-65
8.	4.90 - Isaac Collins (576-2825) - 1990-93
9.	4.85 - Matt Bielecki (886-4301) - 2004-07
10.	4.78 - John Cogar (287-1371) - 1968-70
Rushing yards/game (min. 20 games)	
1.	104.9 - Matt Bielecki (41 games) - 2004-07
2.	94.9 - Jeremy Hurd (36 games) - 1989-93
3.	84.1 - Clarence Onyiriuka (39 games) - 2007-11
4.	81.8 - Tom Gibbons (23 games) - 1952-54
5.	81.0 - John Parrinello (24 games) - 1957-59
6.	80.7 - Isaac Collins (35 games) - 1990-93
7.	77.9 - Carmen Malatino (30 games) - 1987-90
8.	77.3 - Sam Guerrieri (30 games) - 1983-86
9.	70.8 - Ted Fink (24 games) - 1963-65
10.	68.0 - Dick Devereaux (24 games) - 1952,54-55



Clarence Onyiriuka

## PASSING

Pass attempts	
1.	1003 - Aaron Molisani (535-1003-42) - 2002-06
2.	936 - Jeff Piscitelli (416-936-50) - 1997-01
3.	820 - Jeff Wittig (413-820-48) - 1982-85
4.	736 - Braezen Subick (444-736-31) - 2008-11
5.	655 - Dean Kennedy (359-655-24) - 2010-13
6.	563 - Robert Young (247-563-34) - 1966-68
7.	540 - Gregg Eisenberg (257-540-29) - 1990-93
8.	494 - Dave Boyce (228-494-33) - 1985-88
9.	484 - Brian Pasley (216-484-36) - 1972-75
10.	481 - Daniel Bronson (255-481-15) - 2014-17
Pass completions	
1.	535 - Aaron Molisani (535-1003-42) - 2002-06
2.	444 - Braezen Subick (444-736-31) - 2008-11
3.	416 - Jeff Piscitelli (416-936-50) - 1997-01
4.	413 - Jeff Wittig (413-820-48) - 1982-85
5.	359 - Dean Kennedy (359-655-24) - 2010-13
6.	257 - Gregg Eisenberg (257-540-29) - 1990-93
7.	255 - Daniel Bronson (255-477-15) - 2014-17
8.	247 - Robert Young (247-563-34) - 1966-68
9.	228 - Dave Boyce (228-494-33) - 1985-88
10.	216 - Brian Pasley (216-484-36) - 1972-75
216	- Dave Wormuth (216-432-36) - 1962-64
Passing yards	
1.	6273 - Aaron Molisani (535-1003-42) - 2002-06
2.	5544 - Jeff Piscitelli (416-936-50) - 1997-01
3.	5198 - Jeff Wittig (413-820-48) - 1982-85
4.	4859 - Braezen Subick (444-736-31) - 2008-11
5.	4332 - Dean Kennedy (359-655-24) - 2010-13
6.	3291 - Daniel Bronson (255-481-15) - 2014-17
7.	3248 - Robert Young (247-563-34) - 1966-68
8.	3134 - Dave Boyce (228-494-33) - 1985-88
9.	3061 - Brian Pasley (216-484-36) - 1972-75
10.	2911 - Dave Wormuth (216-432-36) - 1962-64
Passing TDs	
1.	54 - Aaron Molisani - 2002-06
2.	36 - Robert Young - 1966-68
3.	35 - Braezen Subick - 2008-11
4.	31 - Daniel Bronson - 2014-17
5.	30 - Dean Kennedy - 2010-13
30	- Dave Wormuth - 1962-64
7.	26 - Jeff Piscitelli - 1997-01
8.	25 - Gene Nicandri - 1957-59
9.	23 - Dave Boyce - 1985-88
10.	22 - Jeff Wittig - 1982-85
Passes had intercepted	
1.	50 - Jeff Piscitelli (416-936-50) - 1997-01
2.	48 - Jeff Wittig (413-820-48) - 1982-85
3.	42 - Aaron Molisani (535-1003-42) - 2002-06
4.	36 - Dave Wormuth (216-432-36) - 1962-64
36	- Brian Pasley (216-484-36) - 1972-75
6.	34 - Robert Young (247-563-34) - 1966-68
7.	33 - Dave Boyce (228-494-33) - 1985-88
8.	31 - Braezen Subick (444-736-31) - 2008-11
31	- Ben Holko (180-426-31) - 1995-98
10.	29 - Gregg Eisenberg (257-540-29) - 1990-93



Dave Boyce



Sam Guerrieri

Pass completion pct (min. 150 attempts)	
1.	60.3 - Braezen Subick (444-736-31) - 2008-11
2.	58.9 - Justin Redfern (106-180-6) - 2012-15
3.	57.7 - Greg Conrad (113-196-14) - 1969-71
4.	54.8 - Dean Kennedy (359-655-24) - 2010-13
5.	54.1 - Jim Polcyn (144-266-13) - 1986-89
6.	53.6 - Kapps Killingstad (81-151-7) - 2006-09
7.	53.3 - Aaron Molisani (535-1003-42) - 2002-06
8.	53.2 - Adam Barrett (150-282-12) - 2006-09
9.	53.0 - Daniel Bronson (255-481-15) - 2014-17
10.	50.8 - Patrick Keegan (131-258-14) - 2007-10
Pass efficiency (min. 150 attempts)	
1.	133.4 - Greg Conrad (113-196-14) - 1969-71
2.	132.4 - Justin Redfern (106-180-6) - 2012-15
3.	125.5 - Daniel Bronson (255-481-15) - 2014-17
4.	123.1 - Braezen Subick (444-736-31) - 2008-11
5.	118.4 - Bill Stander (86-184-13) - 1968-70
6.	118.2 - Dean Kennedy (359-655-24) - 2010-13
7.	115.3 - Aaron Molisani (535-1003-42) - 2002-06
8.	114.8 - Jim Polcyn (144-266-13) - 1986-89
9.	114.2 - Kapps Killingstad (81-151-7) - 2006-09
10.	112.9 - Dave Wormuth (216-432-36) - 1962-64
Average yards/completion (min. 150 attempts)	
1.	15.1 - Jim Burkley (94-211-21) - 1951-54
2.	15.0 - Bill Stander (86-184-13) - 1968-70
3.	14.2 - John Kowba (50-164-14) - 1975-78
4.	14.2 - Brian Pasley (216-484-36) - 1972-75
5.	13.7 - Dave Boyce (228-494-33) - 1985-88
6.	13.7 - Greg Conrad (113-196-14) - 1969-71
7.	13.5 - Dave Wormuth (216-432-36) - 1962-64
8.	13.4 - Pat Manuel (189-394-25) - 2002-05
9.	13.3 - Jeff Piscitelli (416-936-50) - 1997-01
10.	13.1 - Robert Young (247-563-34) - 1966-68
Passing yards/game (min. 20 games)	
1.	180.5 - Dean Kennedy (24 games) - 2010-13
2.	160.8 - Aaron Molisani (39 games) - 2002-06
3.	154.0 - Jeff Piscitelli (36 games) - 1997-01
4.	148.5 - Jeff Wittig (35 games) - 1982-85
5.	147.2 - Braezen Subick (33 games) - 2008-11
6.	135.3 - Robert Young (24 games) - 1966-68
7.	121.3 - Dave Wormuth (24 games) - 1962-64
8.	113.5 - Daniel Bronson (29 games) - 2014-17
9.	108.1 - Dave Boyce (29 games) - 1985-88
10.	92.6 - Gregg Eisenberg (31 games) - 1990-93



Mike Corp

# Career Records

## RECEIVING

Pass reception yards	
1.	1987 - Tom Sheehan (128-1987) - 1986-89
2.	1954 - Brian Ferris (127-1954) - 2000-03
3.	1856 - Anthony Yandek (132-1856) - 1998-01
4.	1824 - J.J. Vanderstynne (134-1824) - 2004-07
5.	1709 - Thomas Hayes (123-1709) - 2009-13
6.	1583 - Mike LeFlore (123-1583) - 1992-95
7.	1453 - Derek Wager (115-1453) - 2012-15
8.	1442 - David Ferris (116-1442) - 2002-05
9.	1343 - Steve Callihan (98-1343) - 1972-74
10.	1281 - Guy Bailey (82-1281) - 1966-67

Pass receptions	
1.	134 - J.J. Vanderstynne (134-1824) - 2004-07
2.	132 - Anthony Yandek (132-1856) - 1998-01
3.	128 - Tom Sheehan (128-1987) - 1986-89
4.	127 - Brian Ferris (127-1954) - 2000-03
5.	123 - Thomas Hayes (123-1709) - 2009-13
	123 - Mike LeFlore (123-1583) - 1992-95
7.	116 - David Ferris (116-1442) - 2002-05
8.	115 - Derek Wager (115-1453) - 2012-15
9.	109 - Pedro Sosa (109-1148) - 2006-09
10.	98 - Steve Callihan (98-1343) - 1972-74
	98 - Zach Ingoldsby (98-1054) - 2006-08

Pass reception TDs	
1.	18 - David Ferris - 2002-05
	18 - Brian Ferris - 2000-03
	18 - Guy Bailey - 1966-67
4.	16 - Rich Parrinello - 1969-71
5.	14 - George Hole - 1957-59
	14 - J.J. Vanderstynne - 2004-07
	14 - Tom Sheehan - 1986-89
8.	13 - Farid Adenuga - 2012-15
9.	12 - Mike LeFlore - 1992-95
	12 - Thomas Hayes - 2009-13
	12 - Kyle Allegrini - 2013-16

Average yards/catch (min. 40 receptions)	
1.	21.26 - Rich Parrinello (43-914) - 1969-71
2.	18.66 - John Badowski (65-1213) - 1973-76
3.	17.92 - Patrick Roman (60-1075) - 2000-03
4.	15.62 - Guy Bailey (82-1281) - 1966-67
5.	15.52 - Tom Sheehan (128-1987) - 1986-89
6.	15.39 - Brian Ferris (127-1954) - 2000-03
7.	15.27 - Nate Gibbons (40-611) - 2002-05
8.	15.13 - Farid Adenuga (76-1150) - 2012-15
9.	15.05 - Rick Hart (64-963) - 1966-68
10.	14.97 - Ben Rizzo (69-1033) - 1984-87

Receptions/game (min. 20 games)	
1.	4.79 - J.J. Vanderstynne (28 games) - 2004-07
2.	4.73 - Thomas Hayes (26 games) - 2009-13
3.	3.63 - Steve Callihan (27 games) - 1972-74
4.	3.63 - Brian Ferris (35 games) - 2000-03
5.	3.59 - Derek Wager (32 games) - 2012-15
6.	3.57 - Anthony Yandek (37 games) - 1998-01
7.	3.42 - Mike LeFlore (36 games) - 1992-95
8.	3.40 - Kevin Gelabert (20 games) - 1989-92
9.	3.28 - Tom Sheehan (39 games) - 1986-89
10.	3.27 - Zach Ingoldsby (30 games) - 2006-08



Brian Ferris

## TOTAL OFFENSE

Total offense yards	
1.	7896 - Aaron Molisani (1405-7896) - 2002-06
2.	6504 - Jeff Piscitelli (1349-6504) - 1997-01
3.	5358 - Dean Kennedy (885-5358) - 2010-13
4.	4990 - Jeff Wittig (989-4990) - 1982-85
5.	4900 - Braezen Subick (844-4900) - 2008-11
6.	4820 - Daniel Bronson (808-4820) - 2014-17
7.	4301 - Matt Bielecki (888-4301) - 2004-07
8.	3418 - Jeremy Hurd (722-3418) - 1989-93
9.	3279 - Clarence Onyiriuka (787-3279) - 2007-11
10.	3051 - Dave Wormuth (579-3051) - 1962-64

TDs responsible for	
1.	78 - Aaron Molisani - 2002-06
2.	47 - Daniel Bronson - 2014-16
3.	44 - Rich Parrinello - 1969-71
4.	43 - Matt Bielecki - 2004-07
	43 - Jeff Piscitelli - 1997-01
6.	41 - Clarence Onyiriuka - 2007-11
	41 - Jeremy Hurd - 1989-93
8.	39 - Dean Kennedy - 2010-13
	39 - Braezen Subick - 2008-11
10.	38 - Robert Young - 1966-68

Total offense/game (minimum 20 games)	
1.	223.2 - Dean Kennedy (24 games) - 2010-13
2.	202.5 - Aaron Molisani (39 games) - 2002-06
3.	180.7 - Jeff Piscitelli (36 games) - 1997-01
4.	166.2 - Daniel Bronson (29 games) - 2014-17
5.	148.5 - Braezen Subick (33 games) - 2008-11
6.	142.6 - Jeff Wittig (35 games) - 1982-85
7.	127.1 - Dave Wormuth (24 games) - 1962-64
8.	119.2 - Robert Young (24 games) - 1966-68
9.	104.9 - Matt Bielecki (41 games) - 2004-07
10.	101.8 - Dave Boyce (29 games) - 1985-88

Total offense/play (minimum 230 plays)	
1.	7.53 - John Parrinello (272-2047) - 1957-59
2.	6.15 - Tom Gibbons (306-1881) - 1952-54
3.	6.05 - Dean Kennedy (885-5358) - 2010-13
4.	5.97 - Daniel Bronson (808-4820) - 2014-17
5.	5.85 - Rick Harrison (237-1386) - 1986-89
6.	5.81 - Braezen Subick (844-4900) - 2008-11
7.	5.71 - Pat Manuel (499-2849) - 2002-05
8.	5.62 - Aaron Molisani (1405-7896) - 2002-06
9.	5.56 - Greg Conrad (248-1379) - 1969-71
10.	5.39 - Dick Devereaux (318-1714) - 1952,54-55

All purpose yards	
1.	4781 - Matt Bielecki - 2004-07
2.	4065 - Tom Sheehan - 1986-89
3.	3848 - Clarence Onyiriuka - 2007-11
4.	3549 - Jeremy Hurd - 1989-93
5.	3093 - Sam Guerrieri - 1983-86
6.	3059 - Isaac Collins - 1990-93
7.	2917 - Mike Corp - 1974-77
8.	2675 - Brian Ferris - 2000-03
9.	2587 - Mark Palvino - 1981-84
10.	2534 - Bob Ford - 1980-83

All purpose yards/game (minimum 20 games)	
1.	116.6 - Matt Bielecki (41 games) - 2004-07
2.	104.2 - Tom Sheehan (39 games) - 1986-89
3.	103.1 - Sam Guerrieri (30 games) - 1983-86
4.	98.7 - Clarence Onyiriuka (39 games) - 2007-11
5.	98.6 - Jeremy Hurd (36 games) - 1989-93
6.	89.2 - John Parrinello (24 games) - 1957-59
7.	88.5 - Kyle Allegrini (27 games) - 2013-16
8.	87.9 - Tom Gibbons (23 games) - 1952-54
9.	87.4 - Isaac Collins (35 games) - 1990-93
10.	81.9 - Rich Parrinello (27 games) - 1969-71

## SCORING

Total points scored	
1.	264 - Matt Bielecki (43 TD, 3 PAT) - 2004-07
2.	248 - Clarence Onyiriuka (41 TD, 1 PAT) - 2007-11
3.	246 - Jeremy Hurd (41 TD) - 1989-93
4.	220 - Rich Parrinello (36 TD, 2 PAT) - 1969-71
5.	198 - Sam Guerrieri (33 TD) - 1983-86
6.	188 - John Parrinello (31 TD, 1 PAT) - 1957-59
7.	166 - Mike Corp (27 TD, 2 PAT) - 1974-77
8.	161 - Andy Milne (68 PAT, 31 FG) - 1986-88
9.	156 - John Richard (26 TD) - 1987-90
10.	150 - Walter Campbell (19 TD, 35 PAT) - 1957-59

Touchdowns scored	
1.	43 - Matt Bielecki (39 rush, 4 rcv) - 2004-07
2.	41 - Jeremy Hurd (40 rush, 1 rcv) - 1989-93
	41 - Clarence Onyiriuka (34 rush, 7 rcv) - 2007-11
4.	36 - Rich Parrinello (20 rush, 16 rcv) - 1969-71
5.	33 - Sam Guerrieri (28 rush, 5 rcv) - 1983-86
6.	31 - John Parrinello (28 rush, 3 rcv) - 1957-59
7.	27 - Mike Corp (26 rush, 1 rcv) - 1974-77
8.	26 - John Richard (25 rush, 1 rcv) - 1987-90
9.	24 - Aaron Molisani (24 rush) - 2002-06
10.	22 - Jim Secrest (18 rush, 4 rcv) - 1942



Dean Kennedy



Aaron Molisani



David Ferris



Andy Milne

## EXTRA POINTS & FIELD GOALS

PAT kicks made	
1.	68 - Andy Milne (68-71) - 1986-88
2.	65 - Chris Johnston (65-77) - 2000-03
3.	64 - Zach White-Stellato (64-71) - 2007-10
4.	61 - Andrew Haber (61-75) - 2013-16
5.	57 - Rob Corey (57-68) - 2004-06
6.	53 - Griffin Moar (53-61) - 2006-07
7.	52 - Joe Caruso (52-59) - 1989-92
8.	48 - Mike Flanigan (48-61) - 1968-70
	48 - T.J. Jasonis (48-53) - 1981-83
10.	47 - Alex Antonucci (47-52) - 2010-12
PAT kicks attempted	
1.	77 - Chris Johnston (65-77) - 2000-03
2.	75 - Andrew Haber (61-75) - 2013-16
3.	71 - Zach White-Stellato (64-71) - 2007-10
	71 - Andy Milne (68-71) - 1986-88
5.	68 - Rob Corey (57-68) - 2004-06
6.	61 - Mike Flanigan (48-61) - 1968-70
	61 - Griffin Moar (53-61) - 2006-07
8.	59 - Joe Caruso (52-59) - 1989-92
9.	57 - Walter Campbell (34-57) - 1957-59
	57 - Jay Vecsey (43-57) - 1993-96
PAT kick pct (minimum 20 attempts)	
1.	95.8 - Andy Milne (68-71) - 1986-88
2.	92.7 - Tony Cipolla (38-41) - 1977-80
3.	90.6 - T.J. Jasonis (48-53) - 1981-83
4.	90.4 - Alex Antonucci (47-52) - 2010-12
5.	90.1 - Zach White-Stellato (64-71) - 2007-10
6.	89.7 - George Kondraske (26-29) - 1974-77
7.	88.1 - Joe Caruso (52-59) - 1989-92
8.	87.5 - Bill Mihalko (21-24) - 1983-86
9.	86.9 - Griffin Moar (53-61) - 2006-07
10.	85.3 - Bradley Hartman (29-34) - 1998-01
Field goals made	
1.	31 - Andy Milne (31-46) - 1986-88
2.	16 - Tony Cipolla (16-28) - 1977-80
3.	14 - Zach White-Stellato (14-20) - 2007-10
4.	13 - Chris Johnston (13-18) - 2000-03
5.	12 - Alex Antonucci (12-18) - 2010-12
	12 - Rob Corey (12-19) - 2004-06
7.	11 - Joe Caruso (11-23) - 1989-92
8.	9 - Andrew Haber (9-14) - 2013-16
	9 - T.J. Jasonis (9-18) - 1981-83
10.	8 - Griffin Moar (8-18) - 2006-07
Field goals attempted	
1.	46 - Andy Milne (31-46) - 1986-88
2.	28 - Tony Cipolla (16-28) - 1977-80
3.	23 - Joe Caruso (11-23) - 1989-92
4.	20 - Zach White-Stellato (14-20) - 2007-10
5.	19 - Rob Corey (12-19) - 2004-06
6.	18 - Alex Antonucci (12-18) - 2010-12
	18 - Chris Johnston (13-18) - 2000-03
	18 - Griffin Moar (8-18) - 2006-07
	18 - T.J. Jasonis (9-18) - 1981-83
10.	14 - Andrew Haber (9-14) - 2013-16
Field goal pct (minimum 5 attempts)	
1.	72.2 - Chris Johnston (13-18) - 2000-03
2.	70.0 - Zach White-Stellato (14-20) - 2007-10
3.	67.4 - Andy Milne (31-46) - 1986-88
4.	66.7 - Alex Antonucci (12-18) - 2010-12
5.	64.3 - Andrew Haber (9-14) - 2013-16
6.	63.2 - Rob Corey (12-19) - 2004-06
7.	58.3 - Mark Leonardo (7-12) - 1989-91
8.	57.1 - Tony Cipolla (16-28) - 1977-80
9.	55.6 - Bill Mihalko (5-9) - 1983-86
10.	54.5 - Jonathan Sarich (6-11) - 2000

# Career Records

## PUNTING

Punt yards	
1.	7714 - Chris Boglev (214-7714) - 1994-97
2.	6895 - Brad DePietro (204-6895) - 2001-04
3.	6874 - Craig Chodak (192-6874) - 1989-92
4.	6343 - Bob Carragher (178-6343) - 1973-76
5.	5169 - Bill Tretter (159-5169) - 1982-85
6.	4712 - Richard Wolf (140-4712) - 1966-68
7.	4657 - Scott Amrozowicz (141-4657) - 1996-99
8.	4541 - Jeff Harris (138-4541) - 1978-81
9.	3604 - Mike Carson (110-3604) - 2009-12
10.	3552 - Paul Mokrzycki (92-3552) - 2016-17
Punt attempts	
1.	214 - Chris Boglev (214-7714) - 1994-97
2.	204 - Brad DePietro (204-6895) - 2001-04
3.	192 - Craig Chodak (192-6874) - 1989-92
4.	178 - Bob Carragher (178-6343) - 1973-76
5.	159 - Bill Tretter (159-5169) - 1982-85
6.	141 - Scott Amrozowicz (141-4657) - 1996-99
7.	140 - Richard Wolf (140-4712) - 1966-68
8.	138 - Jeff Harris (138-4541) - 1978-81
9.	110 - Mike Carson (110-3604) - 2009-12
10.	99 - Thierry Deegan (99-3204) - 1972-73
Average yards/punt (minimum 50 attempts)	
1.	38.61 - Paul Mokrzycki (92-3552) - 2016-17
2.	36.74 - Dick McIntosh (68-2498) - 1963-64
3.	36.05 - Chris Boglev (214-7714) - 1994-97
4.	35.80 - Craig Chodak (192-6874) - 1989-92
5.	35.63 - Bob Carragher (178-6343) - 1973-76
6.	34.22 - Mitchell Newman (88-3011) - 1976-78
7.	33.80 - Brad DePietro (204-6895) - 2001-04
8.	33.66 - Richard Wolf (140-4712) - 1966-68
9.	33.47 - Patrick Till (89-2979) - 2005-08
10.	33.03 - Scott Amrozowicz (141-4657) - 1996-99

## PUNTING RETURNS

Punt return yards	
1.	617 - Tom Sheehan (81-617) - 1986-89
2.	579 - Douglas Middlebrook (80-579) - 1990-93
3.	542 - Ralph Gebhardt (44-542) - 1972-75
4.	438 - Kassim Howell (58-438) - 2000-03
5.	381 - Andy Rape (27-381) - 2004-07
6.	354 - Bill Monroe (30-354) - 1974-77
7.	347 - Eric Black (38-347) - 1987-90
8.	304 - Mark Palvino (48-304) - 1981-84
9.	286 - Ed Elze (45-286) - 1972-75
10.	267 - Ali Egeli (36-267) - 1995-98
Punt returns	
1.	81 - Tom Sheehan (81-617) - 1986-89
2.	80 - Douglas Middlebrook (80-579) - 1990-93
3.	58 - Kassim Howell (58-438) - 2000-03
4.	48 - Mark Palvino (48-304) - 1981-84
5.	45 - Ed Elze (45-286) - 1972-75
6.	44 - Ralph Gebhardt (44-542) - 1972-75
7.	38 - Eric Black (38-347) - 1987-90
8.	36 - Ali Egeli (36-267) - 1995-98
9.	30 - Bill Monroe (30-354) - 1974-77
10.	29 - R.J. Napadano (29-182) - 2007-10



Kyle Allegrini

Punt return TDs	
1.	2 - Brian Miga - 1968-69
2.	1 - Mike Rossi - 1986-89
	1 - Marty Lynch - 1985-86,88
	1 - Farid Adenuga - 2012-15
	1 - Tim Hamilton - 2004-07
	1 - Louis Trubiano - 1970-72
	1 - Jayme Hiratzka - 1996-99
	1 - Cleveland Cooper - 1994
	1 - Jeff Livingston - 1966
	1 - Mike LeFlore - 1992-95
	1 - Eric Black - 1987-90
	1 - Matthew Pisano - 2013-16
	1 - Bill Monroe - 1974-77
	1 - Dan Reynolds - 2008-09
	1 - Ralph Gebhardt - 1972-75

Average yards/punt return (min. 20 attempts)	
1.	14.11 - Andy Rape (27-381) - 2004-07
2.	12.32 - Ralph Gebhardt (44-542) - 1972-75
3.	11.80 - Bill Monroe (30-354) - 1974-77
4.	10.70 - Brian Miga (20-214) - 1968-69
5.	10.00 - Mike LeFlore (24-240) - 1992-95
6.	9.13 - Eric Black (38-347) - 1987-90
7.	7.84 - Mike Sondericker (25-196) - 2005-08
8.	7.62 - Tom Sheehan (81-617) - 1986-89
9.	7.55 - Kassim Howell (58-438) - 2000-03
10.	7.42 - Ali Egeli (36-267) - 1995-98

## KICK RETURNS

Kick return yards	
1.	1397 - Kyle Allegrini (64-1397) - 2013-16
2.	1231 - Kassim Howell (58-1231) - 2000-03
3.	1217 - Mike Mott (59-1217) - 1996-99
4.	1197 - Willie Roberson (57-1197) - 2010-13
5.	1156 - Tom Sheehan (48-1156) - 1986-89
6.	1058 - Mike Sondericker (48-1058) - 2005-08
7.	955 - Nate Gibbons (37-955) - 2002-05
8.	848 - Mark Palvino (47-848) - 1981-84
9.	804 - Douglas Middlebrook (33-804) - 1990-93
10.	734 - Eric Black (21-734) - 1987-90
Kick returns	
1.	64 - Kyle Allegrini (64-1397) - 2013-16
2.	59 - Mike Mott (59-1217) - 1996-99
3.	58 - Kassim Howell (58-1231) - 2000-03
4.	57 - Willie Roberson (57-1197) - 2010-13
5.	48 - Tom Sheehan (48-1156) - 1986-89
	48 - Mike Sondericker (48-1058) - 2005-08
7.	47 - Mark Palvino (47-848) - 1981-84
8.	44 - Isaac Standish (44-684) - 2000-03
9.	37 - Nate Gibbons (37-955) - 2002-05
10.	36 - Brian Ferris (36-635) - 2000-03
Kick return TDs	
1.	3 - Andy Fornarola - 1975-78
	3 - Eric Black - 1987-90
3.	2 - Nate Gibbons - 2002-05
	2 - Jim Iannone - 1977-80
	2 - Tom Sheehan - 1986-89
6.	1 - Brian Ferris - 2000-03
	1 - Nick Fedorka - 2008-09
	1 - Mike Mott - 1996-99
	1 - Mike Sondericker - 2005-08
	1 - Kyle Allegrini - 2013-16
	1 - Willie Roberson - 2010-13
Average yards/kick return (min. 20 attempts)	
1.	34.95 - Eric Black (21-734) - 1987-90
2.	25.81 - Nate Gibbons (37-955) - 2002-05
3.	25.42 - Andy Fornarola (26-661) - 1975-78
4.	24.36 - Douglas Middlebrook (33-804) - 1990-93
5.	24.32 - Nick Fedorka (22-535) - 2008-09
6.	24.17 - Jim Iannone (30-725) - 1977-80
7.	24.08 - Tom Sheehan (48-1156) - 1986-89
8.	24.05 - Chris Lezano (22-529) - 2009-12
9.	22.96 - Andy Rape (24-551) - 2004-07
10.	22.81 - Michael Dermody (32-730) - 2002-05

# Career Records

## INTERCEPTION RETURNS

### Interception return yards

1.	411 - Ralph Gebhardt (34-411) - 1972-75
2.	234 - David Skonieczki (11-234) - 1968-70
3.	195 - John Loiacono (12-195) - 1980-83
4.	148 - Douglas Middlebrook (9-148) - 1990-93
5.	145 - Matt Stack (5-145) - 2005-08
6.	142 - Paul Singer (15-142) - 1966-68
7.	139 - Kobie Hamm (9-139) - 2009-12
8.	137 - Rob Kruty (10-137) - 1986-89
9.	130 - Michael Dermody (9-130) - 2002-05
10.	116 - Gary Ciarleglio (7-116) - 1985-88

### Interceptions

1.	34 - Ralph Gebhardt (34-411) - 1972-75
2.	15 - Paul Singer (15-142) - 1966-68
3.	12 - John Loiacono (12-195) - 1980-83
12	- Bill Monroe (12-115) - 1974-77
5.	11 - David Skonieczki (11-234) - 1968-70
11	- Gregory Sutton (11-80) - 1985-88
7.	10 - Rob Kruty (10-137) - 1986-89
8.	9 - Douglas Middlebrook (9-148) - 1990-93
9	- Kobie Hamm (9-139) - 2009-12
9	- Michael Dermody (9-130) - 2002-05
9	- Andy Rape (9-106) - 2004-07
9	- John Danieu (9-84) - 1984-87
9	- Nick Colucci (9-52) - 1977-80
9	- Scott Rosenberg (9-49) - 1985-88
9	- Erik Young (9-21) - 1987-90

### Interception return TDs

1.	3 - Ralph Gebhardt - 1972-75
2.	2 - Matt Stack - 2005-08
2	- Brendan Pidgeon - 2009-12
2	- Jim Milks - 2004-07
2	- David Skonieczki - 1968-70
6.	1 - 22 players

## FUMBLE RETURNS

### Fumble return yards

1.	87 - Matthew Pisano (1-87) - 2013-16
2.	85 - Chris Pesota (1-85) - 2007-10
3.	68 - Tony Ortega (2-68) - 2010-13
4.	52 - Matt Kelley (1-52) - 2001-04
5.	43 - Jayme Hiratzka (1-43) - 1996-99
43	- Marcel Pomerleau (1-43) - 1998-01
7.	41 - Kassim Howell (1-41) - 2000-03
8.	39 - David Wolff (2-39) - 2013-16
9.	37 - Frank Earley (2-37) - 1990-93
10.	32 - Elliot Kerr (1-32) - 1995-97

### Fumble returns

1.	2 - Tony Ortega (2-68) - 2010-13
2	- David Wolff (2-39) - 2013-16
2	- Frank Earley (2-37) - 1990-93
2	- Ryall Carroll (2-26) - 1993-95,97
2	- Brian Flynn (2-5) - 1987-89,93-97
6.	1 - 26 players

### Fumble return TDs

1.	1 - Colin Woods - 2013-16
1	- Nick Fillion - 2008-11
1	- Matt Kelley - 2001-04
1	- Michael Dermody - 2002-05
1	- Chris Pesota - 2007-10
1	- Matthew Pisano - 2013-16
1	- Brian Flynn - 1987-89
1	- Jeff Leslie - 2002-05
1	- David Wolff - 2013-16
1	- Elliot Kerr - 1995-97
1	- Kassim Howell - 2000-03
1	- Marcel Pomerleau - 1998-01
1	- Frank Earley - 1990-93
1	- Brian Flynn - 1993-97



Tony Ortega

## DEFENSE (tackles stats from 1981 on)

### Total tackles

1.	473 - Gary Ciarleglio (232-241) - 1985-88
2.	389 - Brian Kowalski (180-209) - 1998-01
3.	365 - Lance Ramer (182-183) - 1997-00
4.	350 - Pete Elliott (165-185) - 1984-87
5.	308 - Tony Ortega (232-76) - 2010-13
6.	302 - Douglas Middlebrook (162-140) - 1990-93
7.	294 - Mike Rossi (145-149) - 1986-89
8.	281 - Eric Thurley (153-128) - 1994-97
9.	278 - Brian Laudadio (169-109) - 1988-92
10.	263 - Matt Simon (123-140) - 2002-05

### Unassisted tackles

1.	232 - Gary Ciarleglio (232-241) - 1985-88
232	- Tony Ortega (232-76) - 2010-13
3.	182 - Lance Ramer (182-183) - 1997-00
4.	180 - Brian Kowalski (180-209) - 1998-01
5.	169 - Brian Laudadio (169-109) - 1988-92
6.	168 - Zach Cicero (168-50) - 2010-13
7.	167 - Thomas Marone (167-88) - 2012-15
8.	165 - Pete Elliott (165-185) - 1984-87
9.	162 - Douglas Middlebrook (162-140) - 1990-93
10.	153 - Eric Thurley (153-128) - 1994-97

### Assisted tackles

1.	241 - Gary Ciarleglio (232-241) - 1985-88
2.	209 - Brian Kowalski (180-209) - 1998-01
3.	185 - Pete Elliott (165-185) - 1984-87
4.	183 - Lance Ramer (182-183) - 1997-00
5.	149 - Mike Rossi (145-149) - 1986-89
6.	140 - Matt Simon (123-140) - 2002-05
140	- Douglas Middlebrook (162-140) - 1990-93
8.	129 - Jeff Smith (132-129) - 1996-99
9.	128 - Rick Milham (130-128) - 1981-84
128	- Eric Thurley (153-128) - 1994-97



Mike Rossi

### Tackles for loss

1.	45.0 - Brian Kowalski (39-12/126) - 1998-01
2.	43.0 - Lance Ramer (41-4/246) - 1997-00
43.0	- Chris Bickford (40-6/175) - 2008-11
4.	41.0 - Geoffrey Long (39-4/232) - 1990-93
5.	39.5 - Brian Laudadio (39-1/177) - 1988-92
6.	37.0 - Sam Snowden (32-10/158) - 2000-03
7.	31.0 - Matt Simon (27-8/155) - 2002-05
8.	30.5 - Tony Ortega (30-1/103) - 2010-13
9.	29.5 - Chris Haarstick (25-9/159) - 1997-00
10.	29.0 - Matt Gregoire (28-2/164) - 1986-89

### Yards from tackles for loss

1.	246 - Lance Ramer (41-4/246) - 1997-00
2.	232 - Geoffrey Long (39-4/232) - 1990-93
3.	177 - Brian Laudadio (39-1/177) - 1988-92
4.	175 - Chris Bickford (40-6/175) - 2008-11
5.	164 - Matt Gregoire (28-2/164) - 1986-89
6.	159 - Chris Haarstick (25-9/159) - 1997-00
7.	158 - Sam Snowden (32-10/158) - 2000-03
8.	155 - Matt Simon (27-8/155) - 2002-05
9.	129 - Cornelius Johnson (26-4/129) - 1993-96
10.	127 - Dennis Braniecki (17-4/127) - 1987-90



Ralph Gebhardt

### Quarterback sacks

1.	29.0 - Lance Ramer (28-2/215) - 1997-00
2.	26.0 - Geoffrey Long (25-2/145) - 1990-93
3.	17.5 - Matt Gregoire (17-1/126) - 1986-89
17.5	- Chris Bickford (16-3/101) - 2008-11
17.5	- Brian Laudadio (17-1/120) - 1988-92
6.	15.0 - Jason Goeller (14-2/78) - 2003-06
7.	14.5 - Chris Haarstick (13-3/110) - 1997-00
8.	13.5 - Matt Simon (13-1/111) - 2002-05
9.	13.0 - Mike Rossi (13-0/87) - 1986-89
10.	12.0 - Robert Brown (12-0/81) - 1990-93

### Yards from sacks

1.	215 - Lance Ramer (28-2/215) - 1997-00
2.	145 - Geoffrey Long (25-2/145) - 1990-93
3.	126 - Matt Gregoire (17-1/126) - 1986-89
4.	120 - Brian Laudadio (17-1/120) - 1988-92
5.	111 - Matt Simon (13-1/111) - 2002-05
6.	110 - Chris Haarstick (13-3/110) - 1997-00
7.	104 - Sam Snowden (10-4/104) - 2000-03
8.	101 - Chris Bickford (16-3/101) - 2008-11
9.	87 - Cornelius Johnson (11-1/87) - 1993-96
87	- Mike Rossi (13-0/87) - 1986-89

### Fumbles forced

1.	9 - Ed Dauphin - 2007-10
2.	8 - Brian Laudadio - 1988-92
3.	6 - Chris Bickford - 2008-11
6	- Gary Ciarleglio - 1985-88
5.	5 - Brendan Pidgeon - 2009-12
5	- Mike Rossi - 1986-89
7.	4 - Jeff Leslie - 2002-05
4	- Douglas Middlebrook - 1990-93
4	- Cornelius Johnson - 1993-96
4	- Matt Mender - 2012-15
4	- Carmine Casale - 2002-05
4	- R.J. Borgolini - 2012-15
4	- Kassim Howell - 2000-03
4	- James Barrett - 2011-14




Douglas Middlebrook

# Career Records

Fumbles recovered	
1.	9 - Lance Ramer - 1997-00
2.	7 - Mike Rossi - 1986-89
3.	6 - Dan Malone - 1988-91
4.	5 - David Wolff - 2013-16
	5 - Matt Gregoire - 1986-89
	5 - Frank Earley - 1990-93
	5 - Joe Sebastianelli - 1981-84
8.	4 - Michael Dermody - 2002-05
	4 - Matt Simon - 2002-05
	4 - Tony Ortega - 2010-13
	4 - Dom Strada - 1985-88
	4 - Dennis Braniecki - 1987-90
	4 - Buck Pederzolli - 2000-03
	4 - Pete Elliott - 1984-87
	4 - Dave McVicker - 1979-82
	4 - Sam Snowden - 2000-03
	4 - Geoffrey Long - 1990-93
	4 - Cinaan Webb - 2008-11

Passes defended	
1.	42 - John Loiacono (30 brup, 12 int) - 1980-83
2.	40 - Gregory Sutton (29 brup, 11 int) - 1985-88
3.	39 - John Danieu (30 brup, 9 int) - 1984-87
4.	37 - Jamar Spencer (30 brup, 7 int) - 1991-93
5.	35 - Michael Dermody (26 brup, 9 int) - 2002-05
6.	34 - Ralph Gebhardt (0 brup, 34 int) - 1972-75
7.	33 - Jason Merchant (27 brup, 6 int) - 1993-96
	33 - Erik Young (24 brup, 9 int) - 1987-90
9.	31 - Dom Strada (24 brup, 7 int) - 1985-88
10.	30 - Kassim Howell (23 brup, 7 int) - 2000-03

Blocked kicks	
1.	4 - Bill Campi - 2008-11
	4 - Jeff Smith - 1996-99
3.	3 - Scott Rosenberg - 1985-88
	3 - Sam Snowden - 2000-03
	3 - Sean Simpson - 2005-08
6.	2 - Matt Gregoire - 1986-89
	2 - Zach Cicero - 2010-13
	2 - Max Berger - 2013-16
	2 - Chris Merenich - 2012-15
	2 - Dan Yeager - 1987-89
	2 - John Walsh - 1961-62



Where do I find someone who understands all of my building systems?

**Siemens optimizes comfort within buildings, ensures greater safety and improves security. And we do it with up to 40% less energy consumption.**

We provide innovative solutions that integrate heating, ventilation and air-conditioning with security technology and fire protection that not only save energy, they also ensure that people feel safe and secure knowing their building and businesses are protected. Visit us on the web at: [usa.siemens.com/buildingtechnologies](http://usa.siemens.com/buildingtechnologies)

Siemens Industry, Inc.  
 Building Technologies  
 50 Methodist Hill Drive  
 Suite 1500  
 Rochester, NY 14623

Phone: 585-797-2300  
[www.usa.siemens.com/buildingtechnologies](http://www.usa.siemens.com/buildingtechnologies)

Answers for infrastructure.

**SIEMENS**

# The Department of Athletics and Recreation



**George VanderZwaag**  
Director of Athletics



**Jane Possee**  
Associate Director -  
Recreation



**Terry Gurnett**  
Associate Director -  
Advancement



**Kris Shanley**  
Associate Director -  
Facilities



**Julie Piccirillo**  
Admin. & Business  
Operations Manager



**Rachel Hains**  
Assistant Director -  
Business Operations



**Jacob Lees**  
Assistant Director



**Sam Albert**  
Director of Track &  
Field/Cross Country



**Wendy Andreatta**  
Field Hockey



**Chris Apple**  
Men's Soccer



**Sue Behme**  
Women's Lacrosse



**Harry Campbell**  
Athletic Trainer



**Shauny Caruso**  
Athletic Trainer



**Sike Dardaganis**  
Women's Soccer



**Tracey DeMersman**  
Secretary



**Luke Flockerzi**  
Men's Basketball



**John Gaskin**  
Director of Rowing



**Barbara Hartwig**  
Asst. Director of Track  
& Field/Cross Country



**Martin Heath**  
Squash



**Mercedes Ingram**  
Athletic Trainer



**Ladi Iya**  
Women's Volleyball



**Chad Martinovich**  
Football



**Matt Nielsen**  
Men's/Women's Tennis



**Eddie Novara**  
Cross Country



**Dennis O'Donnell**  
Director of Athletic  
Communications



**Dan Provenzano**  
Equipment Manager



**Joe Reina**  
Baseball



**Eric Rozen**  
Head Athletic Trainer



**Scott Sabocheck**  
Asst. Director of Athletic  
Communications



**Jim Scheible**  
Women's Basketball



**Meg Stucko**  
Business Office  
Assistant



**Dan Wesley**  
Golf



**Emily Wylam**  
Swimming & Diving



**Margaret Yerdon-Grange**  
Softball



226 Mendon-Ionia Rd  
(585) 624-3770 ext. 210  
MendonGolfClub.com

- Extraordinary Course Conditions
- Access to Other Private Clubs
- Awesome Junior Camps
- No Assessments or Restaurant Minimums
- No Extra Charge for Driving Range, Locker, or Bag Storage
- Prime Dates for Golf Outings Still Available

Proud to Have Hosted...

Multiple US Open Qualifiers  
Multiple US Amateur Qualifiers  
2016 NCAA Div. III Championship

# Mendon Golf Club

NEW MEMBER SPECIAL

**20% OFF**  
Annual Membership

Save \$100s of Dollars!

New Member Special offer expires 3/31/19 (after this date offer is no longer valid)

All New Members Receive

**Free**  
**POOL & TENNIS**  
**PRIVILEGES**  
With No Charge For The  
2019 Season

**Rochester's Best Value for a Private Club!**

MendonGolfClub.com

Ranked in the **Top 25** colleges  
for food in America for  
2 years running.



DINING



SERVICES

IN  
PARTNERSHIP  
WITH



pepsi

# The Brian F. Prince Athletic Complex




The Brian F. Prince Athletic Complex was made possible by the leadership, support, and generosity of Brian F. Prince, BS '86, MBA '89, in honor of his parents Richard J. Prince and Christine L. Prince and in hope that all who strive here will gain the strength and confidence his parents lovingly bestowed upon him.

The Prince Complex encompasses all of Rochester's state-of-the-art outdoor athletic facilities on the River Campus, including Fauver Stadium, Towers Field, the Lyman Outdoor Tennis Center and natural grass North Field practice facility. Fauver Stadium also has a renovated media suite and press box to aid in the expanding communication needs of the Yellowjacket teams.

Also, included in the project is the newly constructed Boehning Varsity House which occupies the bottom two floors of Genesee Hall, a new first-year residence at the south end of Fauver Stadium.

Within the Boehning Varsity House, UR's outdoor athletic teams have dedicated locker rooms and a top-of-the-line sports medicine suite at their disposal with a more expansive equipment room and additional student lounge spaces available.

Combined with the Goergen Athletic Center, the Prince Athletic Complex provides all Rochester student-athletes with some of the finest athletic facilities in the country.



# 2018 University of Rochester Yellowjackets



**Row 1 (L-R):** Ricky Simcic, Devin Woodyard, Head Coach Chad Martinovich, Matt Capovani, Daniel DiLoreto. **Row 2:** Ryan Boyce, Christian Marini, Ryan Bell, Mike Shepard, Tim Mascari, Robert Grant, Jimmy D'lorio, Stephen Glinski, Josh Brown, Nicholas Balch, Kyle Pullyblank, Matt Gallagher. **Row 3:** Connor Byrne, Sam Vercillo, Justin Daul, Joshua Liao, Dan Diaz, Jordan Caviness, Sean Mannion, Cliff Joseph, Tyler Tanen, Noah Barnard, Jared Drake, Austin Carr, Nuradean Ashkar. **Row 4:** Jerrell Gray, Tyler Felder, Aaron Galloway, Dawson Klinger, Adam Baghi, Henry Josephson, Chris Penman, Arin Samad, Reid Williams-Pedro, Payton Engelking, Jordan Clement, Jason Cunningham, Chris Pidala, Robert Dromsky-Reed. **Row 5:** Duncan Stewart, Damon Yargeau, Deon Willis, Troy Warner, Liam Murray, Cole McHugh, Ryan Cocuzzo, Brandon Sweet, Davis Friedman, Joe Butler, Ryan Swavelly, Jack Dippolito, Jacob Roccabruna. **Row 6:** Steven Spirakis, Millan Verma, Jack Collins, Adam Huewe, Zach Wolfe, James Carl, Mike McDonough, Liam McManus, Grant Meyerson, Caden Cole, Nicholas Petruzzello, Noah Shinaman. **Row 7:** Caitlin McCauley (Athletic Training Assistant), Eric Rozen (Head Athletic Trainer), Nick Oyarzun, Daniel Gallagher, Adam Griggs, Connor Johnson, Chris Sapp, Randi Moore, Drew Owen, Seth Williams, Kevin Ladd, Dan Provenzano (Equipment Manager). **Photo by Susan Kost.**

**CLEAN  
INGREDIENTS  
SPORTS DRINK**

**NO ARTIFICIAL  
SWEETENERS**

**NO ARTIFICIAL  
FLAVORS**

**NO SYNTHETIC  
COLORS**

*Wegmans*



# BARNES & NOBLE

UNIVERSITY OF ROCHESTER

# YELLOWJACKETS, GEAR UP FOR GAMEDAY!



[UROCHESTER.BNCOLLEGE.COM](http://UROCHESTER.BNCOLLEGE.COM)

1305 Mt. Hope Avenue, Rochester, NY 14620 • (585) 275-4012