

R



2022

UNIVERSITY OF

ROCHESTER
FOOTBALL

CLIMB



SPORTS INJURY MEDICINE

ROCHESTER'S TEAM DOCTORS

Whether you're injured, recovering from an injury, or you just want to be a better athlete, UR Medicine can help.

Our Sports Medicine specialists offer the most advanced care in the region. That's why they are the team doctors for all of Rochester's professional sports teams—and most colleges and high schools.



Be a stronger, healthier, more injury-proof athlete.
Learn how at SportsMedicine.URMC.edu.



MEDICINE of THE HIGHEST ORDER

What's Inside

The University 3
 University Administrators..... 4
 Executive Director of Athletics
 George VanderZwaag 7
 Head Coach Chad Martinovich 8
 Assistant Coaches..... 9
 Why Rochester?..... 10-11
 2022 Players 12-14
 2022 Roster 15
 Liberty League Conference..... 16

Opponents

Utica University 18
 Alfred State College 18
 SUNY Brockport 18
 Rensselaer Polytechnic Institute 18
 Ithaca College 20
 Buffalo State College 20
 Union College 20
 St. Lawrence University 21
 Hartwick College 21
 Hobart College 21

Edwin Fauver Stadium 22
 History of the Yellowjacket Name 22
 Football Endowment Recognition 24
 Year-by-Year Results 25-31
 NCAA Officials Signals 31
 All-Americans..... 33
 Against All Opponents 33
 Single-Game Records 34
 Single-Season Records 35-36
 Coaching Records 36
 Career Records 38-42
 Athletics and Recreation Staff..... 45
 Brian F. Prince Athletic Complex 47
 2022 Team Photo 48



Rochester Facts 2022 Schedule

Founded: 1850
Undergraduate Enrollment: 6,568
Nickname: Yellowjackets
Colors: Blue and Yellow
Home Field: Edwin Fauver Stadium
Seating Capacity: 5,111
Playing Surface: FieldTurf
Affiliations: NCAA Division III
Conference: Liberty League
Liberty League: Bard College, Clarkson University, Hobart/William Smith Colleges, Ithaca College, Rensselaer Polytechnic Institute, Rochester Institute of Technology, University of Rochester, Skidmore College, St. Lawrence University, Union College, Vassar College.



UNIVERSITY ADMINISTRATORS

Sarah Mangelsdorf
 President
David Figlio
 Provost
Jeffrey Runner
 Dean of the College
Joan Saab
 Interim Dean of the Faculty

ATHLETIC STAFF

George VanderZwaag
 Executive Director of Athletics
Jane Possee
 Associate Director, Recreation/Wellness
Terry Gurnett
 Associate Director, Advancement
Kris Shanley
 Associate Director, Facilities/SWA
Julie Piccirillo
 Admin. Business & Operations Manager
Morgan Stout
 Varsity Operations Manager
Eric Rozen
 Head Athletic Trainer
Scott Sabocheck
 Director of Athletic Communications
Dan Provenzano
 Equipment Supervisor

September

3	at Utica	7 pm
10	at Alfred State	6 pm
17	SUNY BROCKPORT	12 pm

October

1	RENSELAEER (M)**	1 pm
8	at Ithaca**	1 pm
15	BUFFALO STATE**	12 pm
22	at Union**	12 pm
29	ST. LAWRENCE**	12 pm

November

5	HARTWICK	12 pm
12	at Hobart (C)**	1 pm

** - Liberty League games
 (M) - Meliora Weekend
 (C) - Centennial Cup

KEY PROGRAM INFORMATION

Athletics Phone: (585) 275-4301
SID Phone: (585) 276-6838
Fax: (585) 461-5081
Website: www.uofrathletics.com
Facebook/Twitter/Instagram: @uofrathletics
Game Video: www.uofrathletics.com/watch (home games only)

Credits...

The 2022 University of Rochester Football Program was written and edited by **Scott Sabocheck**, Director of Athletic Communications and **Ari Ross**, Assistant Director of Athletic Communications. Senior Advertising Representative **Dan Wesley**. Additional content provided by **Dennis O'Donnell**. Cover design by **Scott Sabocheck**. Photography by **Susan Kost**, **Kevin Rivoli**, **Chris Landon**, **Jamie Germano**, **Elizabeth Lamark**, **Shannon Taggart**, **Richard Baker**, **Jeffrey Levy '08**, and **Adam Fenster**.

On the cover...

Rochester's returning All-Liberty League players: Luke Wilson (62), Caden Cole (24), Simon Weeren (7), Head Coach Chad Martinovich, Ryan Pasquali (82), Daniel Papantonis (23) and Alex Wing (38)

Proud Supporter of
University of Rochester **ATHLETES**



We Listen... We Understand... We Deliver...




ENGINEERING

Rochester | Buffalo | Syracuse | Capital District

www.meengineering.com

LEARN, DISCOVER, HEAL, CREATE— AND MAKE THE WORLD EVER BETTER



Among America's top-tier research universities, Rochester stands apart with its innovative curriculum, allowing students the freedom to explore interests and research across disciplines while learning from faculty who are experts in their fields.

Undergraduates may also take courses in the university's professional schools of medicine, music, nursing, education, and business. The share of students who go on to pursue graduate degrees is among the nation's highest.



At Rochester we follow many passions, in and out of the classroom. There are hundreds of student organizations, including club and intramural sports. The athletics programs are very competitive at the Division III level, and the men's squash team is perennially top ranked in Division I.

We are committed to working with families to enable all qualified students to attend, regardless of financial circumstances. Merit scholarships are awarded to students who demonstrate academic achievement and potential.

LEARN MORE AT ROCHESTER.EDU



UNIVERSITY of
ROCHESTER



University Administrators



Sarah C. Mangelsdorf

PRESIDENT AND G. ROBERT WITMER, JR. UNIVERSITY PROFESSOR

President Sarah C. Mangelsdorf, an experienced academic leader, is internationally known for her research on social and emotional personality development and for her work on issues of academic quality, educational access, and diversity and inclusion. She took office as the University of Rochester's 11th president in July 2019.

A collaborative leader, President Mangelsdorf elevated the University's status as a great place to work by raising the minimum wage to \$15 per hour, reorganizing human relations, and adeptly navigating the coronavirus pandemic.

She has also increased the University's investment and growth in research and clinical enterprises, returned the University to its traditional university-wide commencement for the first time in 30 years, recognized Juneteenth as an official University holiday, and launched a new strategic planning process.

A fellow of the American Academy of Arts and Sciences, Sarah been co-chair of the American Association of Universities Advisory Board on Racial Equity in Higher Education since 2020 and serves on a select McKinsey & Company taskforce on the future of higher education.

A professor of psychology and a third-generation academic, she and her husband Karl Rosengren, a tenured developmental psychologist, have two adult daughters and a son-in-law. President Mangelsdorf enjoys learning about Rochester and engaging with the city by biking, running, and exploring the region's art, food, and music culture.



David Figlio

PROVOST AND THE GORDON FYFE PROFESSOR OF ECONOMICS AND EDUCATION

Provost David Figlio is an expert on the economics of K–12 and higher education whose interdisciplinary work spans educational, public, and social policy, including the link between health and education. Figlio is also the University's Gordon Fyfe Professor of Economics and Education. His recent National Bureau of Economic Research working paper, "Diversity in Schools: Immigrants and the Educational Performance of US-Born Students," was recognized by the George Lucas Educational Foundation's website Edutopia as one of the 10 most significant education studies of 2021. Figlio was the inaugural editor of *Education Finance and Policy* and editor/coeditor of the *Journal of Human Resources* from 2012 to 2021, where he also served as editor in chief from 2015 to 2021. He has published research in a wide range of major journals, including *American Economic Review*, *Journal of Economic Perspectives*, *Education Finance and Policy*, *JAMA Pediatrics*, *Journal of Policy Analysis and Management*, and *Journal of Urban Economics*.

Prior to joining the University of Rochester, Figlio directed Northwestern University's Institute for Policy Research from 2012 to 2017 and was named dean of the School of Education and Social Policy (SESP) in 2017. That same year, he was elected to the National Academy of Education. He has also served as president of the Association for Education Finance and Policy.

Earlier in his career, Figlio held appointments at the University of Oregon and the University of Florida, where he was the Knight-Ridder Professor of Economics. He is also a research associate of the National Bureau of Economic Research; a research fellow of the IZA Institute of Labor Economics in Bonn, Germany; a member of the CESifo Network on the Economics of Education in Munich, Germany; and an affiliate of the Institute for Research on Poverty at the University of Wisconsin–Madison.

Proud to Support the University of Rochester Yellowjackets!



The technology you need today, and everyday.

Canandaigua National Bank & Trust's legacy dates back to 1887, but our technology is on point. We have a long history of meeting the needs of our customers—and today, that means providing smart solutions for convenient banking.

With CNB, you can tap to pay with your preferred mobile wallet app. Manage and secure your CNB Debit Mastercard® with CardValet®. Use online, mobile app, or text banking to get balance information, transfer funds, and view your transaction history. And much more. **To learn more visit CNBank.com/Remotebanking.**

CNB offers all the technology you're looking for:

Online Banking • CNB Mobile App • Text Banking
Mobile Wallets • CardValet® • CNBillPay® • Mobile Deposit*

investing
in you



Canandaigua
National
Bank & Trust

(585) 394-4260 | CNBank.com    

Deposit Products- Member FDIC

Apple, the Apple logo, and iPhone are trademarks of Apple Inc., registered in the U.S. and other countries. Apple Pay and Touch ID are trademarks of Apple Inc. CardValet is a registered trademark of Fiserv, Inc. Message and data rates may apply, including charges from your communications service provider. *No fee for mobile deposits to consumer deposit accounts. A fee of \$0.50 per mobile deposit to business deposit accounts.

BLOOMFIELD • BRIGHTON • BROCKPORT • CANANDAIGUA-LAKESHORE • CANANDAIGUA-MAIN • CHILI • FARMINGTON • GENEVA • GREECE-LATTA & LONG POND
GREECE RIDGE • HENRIETTA • HONEOYE • HONEOYE FALLS • IRONDEQUOIT • MANCHESTER-SHORTSVILLE • MENDON • PENFIELD • PERINTON • PITTSFORD
ROCHESTER-ALEXANDER PARK • ROCHESTER-COLLEGE TOWN • ROCHESTER-EAST MAIN • VICTOR • WEBSTER-BAYTOWNE • WEBSTER-JACKSON-RIDGE



DAVID BOYCE

President & CEO

Tompkins Insurance Agencies
U of R, Class of '89
Football '85 - '88



JOHN MCKENNA

President & CEO

Tompkins
U of R, Class of '88, MBA '92
Football '84 - '87



MARK KREYDT

Executive Vice President

Tompkins Insurance Agencies
U of R, Class of '88
Football '84 - '87, Coach '88
Head Coach '98 - '05



DAN RIVERS

VP, Benefits Consultant

Tompkins Insurance Agencies
U of R, Class of '06
Football '02 - '05



JAMES M. SPERRY, PH.D., MBA

WNY Managing Director

Tompkins Financial Advisors
MBA Simon Business School, Class of '02



JESSICA MAGUIRE-TOMIDY

Vice President of Operations

Tompkins Insurance Agencies
U of R, Class of '98

TOMPKINS

BANKING | INSURANCE | WEALTH

Tompkins Financial, and our own U of R alumni, proudly support U of R Athletics.

Our Monroe County Locations:

Chili	3252 Chili Ave.	Banking 889-0170	Insurance 889-0188
Greece	724 Long Pond Rd.	Banking 368-7500	Insurance 368-7550
Pittsford	3140 Monroe Ave.	Banking 267-4220	Insurance 267-4220
Pittsford	99 Garnsey Road	Wealth Management 248-0050	Insurance 344-0833

*Deposit and loan products are offered through Tompkins Community Bank, Member FDIC.
Investments and insurance products are not FDIC insured, are not bank guaranteed, and may lose value.
Tompkins Insurance is licensed to conduct insurance business in all 50 states.*



George VanderZwaag

Executive Director of Athletics

The 2022-23 academic year launches George VanderZwaag's 24th year as head of the Department of Athletics and Recreation, having previously served as senior associate athletics director at Princeton University.

Since his arrival in 1999, the Yellowjacket athletic teams and recreational programs have experienced tremendous growth. Teams have won over a combined 3,500 games and have finished inside the top-100 in the Division III Directors Cup Standings 15 times. In 2021-22, Rochester produced 15 All-Americans and three Academic All-Americans®. In addition, 13 programs sent teams or individuals to compete in national championship competition, with both four teams (squash, softball, men's indoor track & field, women's outdoor track & field) winning conference titles. The recreational programs at Rochester have also doubled in size in his time at the helm.

In all, 208 athletes have earned All-America honors in a variety of sports. 76 athletes have been named to the Academic All-America Team as chosen by the College Sports Information Directors of America. Over 200 teams and countless individuals have been cited by their respective coaching associations for academic prowess.

VanderZwaag has overseen a number of major capital projects, including a \$14.6 million renovation of the Goergen Athletic Center, design of the 11,000-square foot Fitness Center, replacement of the turf, lights, and track in Fauver Stadium, and installation of artificial turf and lights on Towers Field.

In January of 2014, VanderZwaag and the University announced a major gift from alumnus Brian F. Prince ('86) which created the Prince Outdoor Athletic Complex. New playing fields, a new track, renovations to Fauver Stadium and the creation of the Boehning Varsity House were all key elements to this extensive capital project which is scheduled to be completed by 2023.

VanderZwaag established the Friends of Rochester Athletics program in 2000, to ensure the highest quality intercollegiate and recreational athletic opportunities at the University.



He implemented a strategic plan to provide a quality athletics experience for students. This plan reaffirmed the important educational role of athletics within the overall mission of the University.

In September, 2002, his achievements were recognized by the University when he received the Goergen Award for Distinguished Contributions to Undergraduate Learning.

VanderZwaag has served as a member of the Community Service Network Advisory Board, the Genesee Waterways Center Board of Advisors, and the University United Way Cabinet.

He has held leadership roles in both of Rochester's athletic conferences. VanderZwaag has served as the President of the Liberty League (formerly the Upstate Collegiate Athletic Association [UCAA]) and as the treasurer for the University Athletic Association (UAA), serving as a member of the UAA Executive Committee. He currently serves as treasurer of the Liberty League. VanderZwaag led the UCAA effort to expand membership in football and also led the branding project that resulted in the renaming of the UCAA as the Liberty League. He has also served on the NCAA Committee on Women's Athletics.

VanderZwaag currently serves as an advisory board member for the Sports Law & Business Program in the Sandra Day O'Connor College of Law at Arizona State University.

He arrived at Princeton in 1991. During his eight year tenure, the Tigers experienced unprecedented competitive success, capturing 18 national championships and 81 Ivy League titles. Princeton won the Ivy League's unofficial all-sports standings all eight years.

VanderZwaag graduated from Trinity College in Hartford, Conn. in 1986 with a bachelor's degree in economics. He was an offensive lineman for the football team and a member of the golf team. He earned his Master of Science degree in sport management from the University of Massachusetts at Amherst. In 2016, he was recognized by UMass Amherst with its Distinguished Alumni Award. From 1989-91, he was an assistant to the athletic director for student services and operations at Tulane University in New Orleans, Louisiana.

He and his wife, Kathleen, are the parents of three boys, G.W., 28, Michael, 27, and Jacob, 23. G.W. graduated as a member of the Class of 2016 at Rochester and played varsity golf. Michael completed his degree at the University of Michigan and Jacob recently graduated from Georgetown University. VanderZwaag has now welcomed his first grandchild, Libby, born in August of 2021.

Summing Up Athletic Success

- 11 combined Final Four appearances by men's basketball (2), women's basketball (3), men's soccer (1) and squash (5)
- 72 conference championships
- 185 nationally-ranked teams
- 164 teams qualified for post-season play
- 208 All-Americans
- 76 CoSIDA Academic All-Americans
- 209 teams have earned All-Academic honors from their respective coaching organizations

Chad Martinovich

Head Football Coach

After nine years leading the Massachusetts Institute of Technology football program to unprecedented success, Chad Martinovich was named the new head football coach at the University of Rochester in 2018.

During his four years with Rochester, Martinovich (pronounced mar-TIN-oh-vitch) has coached 14 all-conference performers in the Liberty League. UR's student athletes also excelled in the classroom, with 79 players earning Liberty League and UAA All-Academic selections.

The 2021 season saw the Yellowjackets finish with three wins, seven All-Liberty League performers, and nine Hampshire Honor Society awards from the National Football Foundation. Additionally, six were selected to the CoSIDA Academic All-District team and one, senior Nicholas Petruzzello, was named to the D3football.com All-Region team and a CoSIDA Academic All-American.

Prior to joining Rochester, Martinovich served as the head coach at MIT for nine seasons (2009-17). During that time, he steadily built the MIT program into a successful unit. MIT won the New England Football Conference (NEFC) Championship in 2014, earned its first NCAA Division III playoff berth, and advanced to the second round after a first-round win at Husson University. The final record was 10-1.



Following the 2014 season, he was named NEFC Coach of the Year, New England Football Writers College Division Coach of the Year, ECAC Coach of the Year, and the American Football Coaches Association Region I Division III Coach of the Year.

In the 2017 season, he directed MIT to success



Martinovich is the 31st head coach in UR football history.

on both the gridiron and in the classroom. MIT was 7-3 overall, 5-2 in the New England Women's and Men's Athletic Conference (NEWMAC). The Engineers were tied for third in the nation in fewest sacks allowed (five). The team averaged 26.8 points per game and almost 400 yards of total offense per game.

During his nine years in Cambridge, MIT football players earned 17 CoSIDA Academic All-America® awards, including seven selections to the First Team. The MIT quarterback was named the 2017 CoSIDA Division III Football Academic All-American of the Year.

From a football standpoint at MIT, he coached two All-Americans, 16 All-Region players, four All-New England performers, and 63 All-Conference players.

His arrival at Rochester brought him back to roots in Western New York State. Martinovich graduated from Hobart College in June, 1994 where he played football. He had coaching stops at Bucknell University (1994-95), Hamilton College (1995-97), and the University at Albany (1997-98). In July, 1998, he joined the coaching staff at Swarthmore College as Offensive Coordinator and remained there until April, 2001.

Martinovich returned to Hamilton College in April 2001 for a three-year stint as Offensive Coordinator and Quarterbacks Coach. He also served as an assistant professor of physical education.

He moved to Rensselaer Polytechnic Institute in June, 2004. He was the Offensive Coordinator for one season before being named the Defensive Coordinator and Defensive Backs coach in December, 2004. His RPI defense ranked first in the Liberty League for three straight years. RPI played in the 2007 NCAA Division III tournament and was crowned an ECAC Bowl Champion on three other occasions.

Martinovich currently resides in Brighton with his wife Erin, and their children, Hailey (19) and Tyler (16).

Year-By-Year Head Coaching Record

YEAR	SCHOOL	OVERALL		LEAGUE		POST-SEASON RESULTS
		W	L	W	L	
2009	MIT	1	8	1	6	None
2010	MIT	1	8	0	7	None
2011	MIT	2	7	1	7	None
2012	MIT	5	4	4	4	None
2013	MIT	6	3	4	3	None
2014	MIT	10	1	7	0	NCAA 2nd Round
2015	MIT	2	8	2	5	None
2016	MIT	3	7	3	4	None
2017	MIT	7	3	5	2	None
2018	Rochester	1	9	0	5	None
2019	Rochester	0	10	0	6	None
2020	Rochester	NO SEASON				
2021	Rochester	3	7	1	5	None
GRAND TOTAL		41	75	28	54	1 Postseason App.

The Yellowjacket Football Coaching Staff

Adam Griggs Offensive Coordinator/OL



Fifth season at UR...Has helped coach three All-Liberty League offensive linemen...Came to the University after spending the 2017 season as the special teams coordinator and tight ends coach at Massachusetts Institute of Technology...Prior to coaching at MIT, Griggs had multiple coaching stints at Bentley University and Assumption College...He was at Bentley from 2013 and stayed on as special teams coordinator and wide receivers coach until 2017 when Martinovich hired him at MIT...A three-year starter and four-year letter winner for Bentley, Griggs was a two-time All-Northeast 10 offensive lineman, earning 1st Team accolades in 2004, when he also earned All-New England regional honors...Griggs also excelled in the classroom, earning CoSIDA Academic All-District honors in 2003...He graduated from Bentley University in 2006 with a bachelor's degree in Information Design and Corporate Communication...Griggs was named the Bentley Student Athlete of the Year in 2004 and 2006.

Jason Henshaw Recruiting Coordinator/DL



Fourth season...Joined the Rochester gridiron staff in 2019...Coached two All-League players at Rochester, including Nicholas Petruzzello, an All-Region and Academic All-American in 2021...Henshaw was a Bill Walsh Diversity Coaching Fellow with the NFL's Chicago Bears in 2021...He came to the River Campus after working as defensive line coach and JV head coach at Widener University for the last six seasons...While at Widener, he helped coach the Pride to a 2014 Middle Atlantic Conference championship and spot in the NCAA Division III Tournament quarterfinals...Henshaw also coached 20 All-Conference, 11 All-Region and 5 All-American defensive linemen at Widener, including 2015 Regional Defensive Player of the Year Brandon Jones...Also, was Widener's On-Campus Recruiting Coordinator...Henshaw was a four year member of the Kutztown University football program where he earned All-American and All-PSAC conference honors as a defensive lineman...While at Kutztown, the Golden Bears won the 2011 PSAC championship and qualified for the NCAA Division II Playoffs in 2010 and 2011...He earned his bachelor's degree in Speech Communication from Kutztown in December 2011.

Chris Sapp Defensive Coordinator/DB



Enters fifth season with the Yellowjackets...He helped coach three All-conference defensive backs at UR...Sapp spent the previous six years at Bowdoin College in Brunswick, ME...In 2014, Sapp was a guest coach for the Calgary Stampeders of the Canadian Football League...Prior to coaching at Bowdoin, Sapp was a defensive graduate assistant at Middle Tennessee State University where he helped coach two future NFL players...From 2006-10, Sapp coached at Rensselaer Polytechnic Institute, assisting with wide receivers and returners...Sapp also spent time at Division I Clemson University where he was an administrative assistant for football operations during the 2005-06 season...Sapp attended North Greenville University in Tigerville, SC where he was a three-year starter and two-time captain for the Crusaders...He graduated from NGU with a bachelor's degree in Sports Management and minored in Business Administration in 2005...He has a Master's Degree in Human and Health Performance from Middle Tennessee State University in 2011.

Vaughn Nichols-Taylor Running Backs/Tight Ends



First season...He brings with him several years of college coaching experience in the sport, most recently serving as defensive backs coach at his alma mater, Widener University from 2016 to 2018...While at Widener, Nichols-Taylor was key in the development of Jordan Powell, a two-time 1st Team AFCA All-American for the Pride...Helped coach five individuals to All-League accolades in his three seasons...Since 2018, Nichols-Taylor has been employed with Just Work 7-on-7 Football, serving as a mentor to youth athletes on high school sports teams...He coached defensive backs and assisted as defensive coordinator during his time there...He was a four-year player with the Widener from 2012 to 2015...In his 34 games played, he tallied 107 total tackles, 69 of which were solo stops...He added 7.5 tackles for loss, 12 passes defended and 1 fumble recovery...He helped the Pride to Middle Atlantic Conference titles in 2012 and 2014, reaching the NCAA Division III playoffs each time...Nichols-Taylor graduated from Widener in 2015 with a bachelor's degree in Management.

Randi Moore Special Teams Coordinator/LB



Fifth season on the Rochester football coaching staff...Coached two All-Conference linebackers and one All-League punter during his time on the River Campus...Moore previously worked at Lock Haven University as assistant football coach for the past four years...While with the Bald Eagles, Moore worked as defensive coordinator, recruiting coordinator, linebackers coach and defensive backs coach...At Lock Haven, he coached two All-Americans and six All-Conference players...Prior to his stint at Lock Haven, Moore coached at Allegheny College (2013-14), LIU-Post (2007-13) and was JV Head Coach and varsity defensive coordinator at Holy Cross High School in Queens, NY (2003-07)...Moore attended Long Island University-C.W. Post Campus and played football for the Pioneers...He was a three-year starter at strong safety...He graduated with an Elementary Education degree in 2003.

Justin Bosch Wide Receivers



First season...Prior to joining UR, Bosch was a member of the Kenyon football team for four years, finishing as one of the teams top wide receivers in his final three seasons...Ended his Lords career with 125 receptions for 1,019 yards and three touchdowns...Played in 37 total games, averaged 3.4 receptions per game and 27.5 receiving yards per contest...Named a team captain on the gridiron and was elected to the Leadership Council all four years with the team...During the spring of 2022, Bosch served with the Kenyon coaching staff as a wide receivers coach, assisting with offensive strategy, film breakdown, game planning, and recruiting...He also worked as an assistant trainer at Kenyon and had previously coached at Coral Gables Senior HS in Florida during the fall of 2020...Bosch was a member of Men of Color, serving as Chief of Public Relations and Secretary...He also participated in the NCAA Career in Sport Forum in 2020 and was Kenyon's representative at the NCAA Student-Athlete Leadership Forum in 2019...He graduated from Kenyon with a bachelor's degree in Biology.

R Why Rochester?

Several prominent football alumni took the time to explain why they chose Rochester for their collegiate experience, share some of their best UR football memories, honor their favorite professors, and talk about where their careers have gone since graduation.

Included are responses from, **David Boyce '89** (DB), QB for UR's 1987 NCAA playoff team, **Matt Bielecki '08** (MB), UR's career rushing and scoring leader, **Gary Ciarleglio '89** (GC), UR HOF, former All-American and the Rochester career tackles leader, **Sam Guerrieri '87** (SG), Yellowjacket Hall of Famer and former All-American, **Brian Kowalski '02** (BK), a three-time CoSIDA Academic All-American, **Brian Pasley '76** (BP), member of the Yellowjackets Hall of Fame, **Lance Ramer '01** (LR), All-American, UR's career sacks leader, **Wayne Sebastianelli '79, '83 M.D.** (WS), UR Hall of Famer, **Jay Jay Vanderstynne '07** (JV), Yellowjacket career receptions leader, and **Jeff Wittig '86** (JW), UR Hall of Famer and former All-American.

•Why Rochester as a college choice?


WS: To get a great education while at the same time compete at the college football level. Additionally, the coaching and athletic department staff, as well as my fellow student athletes, made me realize how great Rochester was and remains. Finally, having a medical school as part of the University system finalized my decision.

JV: I wanted to play two sports, baseball and football, and it seemed like the right fit! Coach Greene and Coach Reina were both open to me playing both.

BK: Because it allowed me to study at one of the nation's leading universities while playing football for a program with great people, facilities and tradition.

GC: Ray Tellier was coach and family friend and he was a big influence. Also, the university had a great academic reputation.

DB: I was interested in obtaining the best education possible while trying to extend my athletic career. Rochester offered me the best opportunity. I truly felt connected to UR the moment I stepped on campus. John Vitone and Ray Tellier were great ambassadors of the University.



Jeff Wittig

JW: Based on the academic excellence, the student-athlete experience and the people; specifically football coach Pat Stark who was a critical part of my recruitment, UR experience and career placement.

MB: I wanted to attend a college that would stretch me academically and athletically. Rochester is an outstanding school, when I stepped foot on campus for a recruiting visit I knew Rochester was the place I wanted to go.


LR: I wanted to attend a university that would challenge me to be the very best in any endeavor, both in and out of the classroom... Meliora!

BP: I was exceptionally impressed with the University as a whole, the Campus, the Academic offerings and the exceptional coaching staff led by Coach Pat Stark.

SG: The opportunity to get a world class education. Play the sport I love. All in my hometown.

•What is one of your best memories playing for Rochester?

SG: Playing for and learning from Coach Stark my freshman year has helped me hone my personal and professional skills. He remains a mentor and life coach. My father attended just about every practice during my four years. Having him and my entire family in attendance for each game...home and away...is something I will cherish for the rest of my life. Also, I married a Yellowjacket Cheerleader, Nancy Lesko. We've been married 29 years!




Gary Ciarleglio

GC: Upsetting nationally ranked #4 Hofstra 31-28 on Long Island to remain unbeaten, in 1987. The defense was responsible for creating a turnover (forced fumble) on Hofstra's last play before setting up a potential game-winning FG. UR then marched the length of the field on offense and won on Andy Milne FG with 8 seconds remaining. The chances of this happening were astronomical.

MB: The best memories are of the practices and preparation that led up to games and the times spent with friends and teammates on and off the field. Something that has stuck with me was a hard work mentality that our running back coach, John Micca would always preach. He wanted us to be the hardest working group on the field and would push us to be our best at every practice and game.

JW: Throwing for 398 yards against Denison, a top ranked team in the country under the lights at Fauver Stadium.

JV: Beating RPI in 2007. They were ranked in the top 25 and we went on the road and beat them. All around it was just such a great team win. I remember the defense made an unbelievable goal line stand to end the game!



Why Rochester?

•Did you have a favorite class or a favorite professor?

LR: Jody Asbury, as she knew how to push people in such a remarkable way that was full of passion and commitment.

BK: Rochester offered so many great classes and professors; I had some particularly great political science classes with Prof. Gerald Gamm.

WS: Prof. Siegel, mathematics department, who taught me calculus and probability. He is responsible for teaching me how to think. In medical school, it would be Dr. Distefano who taught me pharmacology and Dr's Ken DeHaven and C. McCollister Evarts who taught me orthopedic surgery during my residency at strong Memorial hospital.

BP: Dr. William Jonson, Psychology of Personality and Behavioral Psychology.

GC: Professor S. Peter Regenstrief Political Science. He loved UR football and athletics and made a great speech in class when we ripped off eight wins in a row.

•Where has your career taken you since graduation?

DB: I returned to our family business in LeRoy and in 2001 sold it to Tompkins Financial. I have been President and CEO of Tompkins Insurance since 2002 and Executive Vice President of Tompkins Financial since 2004.

JW: The University of Rochester reputation was an important part of launching my career in health insurance at Blue Cross Blue Shield. That was followed by a role in management for an integrated health care delivery system and transitioned into my current role leading the employee benefits operations in Syracuse, NY for one of the largest insurance intermediaries in the country.

BK: After graduating from Rochester, I attended and graduated from Georgetown Law School. I have since practiced at Latham & Watkins in Washington, D.C., focusing on the defense of government investigations and enforcement actions, internal investigations, and complex civil litigation.

JV: My family owns a Toyota dealership in Rochester.

LR: A career in teaching and coaching football at the Blair Academy, Montclair Kimberley Academy, Riverdale Country School and Maclay School.

•Where are they now?

WS: Associate Dean for clinical affairs, associate chief medical officer Penn State health, Kalenak Prof. of orthopedic surgery, Medical Director Penn State sports medicine, Penn State Health/Penn State College of Medicine.

JW: Senior Vice President, Brown & Brown Insurance.

BP: Held multiple positions in both industry and banking in the New York metro area as well as the Midwest, before returning to Rochester. Currently serves as Executive VP at Canandaigua National Bank.

BK: Partner and Global Vice Chair of the Litigation & Trial Department at Latham & Watkins LLP.

DB: President and CEO of Tompkins Insurance, Executive VP of Tompkins Financial.

SG: EVP Wealth Management, Canandaigua National Bank & Trust after working for 21 years at M&T Bank.

LR: Maclay School Head Football Coach, Middle School Dean, Math Teacher and Assistant Athletic Director.

JV: General Manager at Vanderstynne Toyota Dealers.

MB: Administrative Vice President-Retail Regional Manager at M&T Bank.

GC: Quinnipiac Chamber of Commerce Business Development Executive -Sponsorship, Advertising and Membership Sales. Event Coordination and Planning.



Wayne Sebastianelli (53)



Brian Pasley



Brian Kowalski



2022 Yellowjacket Football Team

R



Carter Ackman
Senior
Livonia, MI
Stevenson



Jake Adelmann
First Year
Natick, MA
Natick



Nick Annechino
Senior
Rochester, NY
Aquinas



Seif Awad
Senior
Camarillo, CA
Oaks Christian




Youssef Awad
Sophomore
Camarillo, CA
Oaks Christian



Gabe Baez
First Year
Troy, NY
Lansingburgh



Abdul Bah
Senior
Brooklyn, NY
Eagle Academy



Sam Bawden
First Year
Rush, NY
Rush Henrietta



Bradley Beckwith
Senior
Oxford, NY
Oxford Academy



Alec Berceli
Junior
Gainesville, FL
Gainesville




Matthew Berceli
Senior
Gainesville, FL
Gainesville



Shane Bombace
Senior
Mount Sinai, NY
Mount Sinai



Heath Bostick
Sophomore
Pasadena, CA
Taft School (CT)



Noah Braid
Senior
Clarks Summit, PA
Abington Heights



Braydon Bush
Senior
Canton, NY
Madrid-Waddington



Ryan Cacace
Senior
East Syracuse, NY
East Syracuse Minoa



Sonny Capriola
Sophomore
Staten Island, NY
Tottenville



Happy Chane
Sophomore
Alpharetta, GA
Mount Pisgah Christian



Caden Cole
Senior
Lehi, UT
Skyridge



Joe DeBonis
Junior
Rochester, NY
Aquinas



Geoff Doyle
Junior
Amherst, MA
Amherst Regional




Ryan Eamer
Senior
Medfield, MA
Buckingham Browne & Nichols



Kevin Fobare
Senior
Ballston Lake, NY
Shenendehowa



Carter Forbes
Senior
Glenmont, NY
Albany Academy



Aidan Francis
First Year
Old Hickory, TN
Donelson Christian Acad.



Mason Frank
Sophomore
Taunton, MA
Taft School (CT)



Kolbe Freney
First Year
West Chester, PA
West Chester Rustin



Jack Garbatowicz
First Year
West Seneca, NY
Canisius



Xavier Green
Senior
North Babylon, NY
St. Anthony's



Braden Greif
Junior
Conroe, TX
Conroe



Mason Heath-Alford
First Year
Claymont, DE
Mount Pleasant



Luke Herter
First Year
Ashland, MA
Ashland



Tom Heslin
Senior
Levittown, NY
Division Avenue



Adam Huewe
Senior
Leesburg, VA
Loudoun County



Ethan Hunt
Senior
Memphis, NY
Christian Brothers Acad.



Nyme Hussain
Sophomore
Hinsdale, IL
Hinsdale Central



Gavin James-Dues
First Year
Vancouver, WA
Mountain View



Trey Johnson
Junior
Amherst, NH
Souhegan



Ammon Jordan
Senior
Rochester, NY
Brighton



Jackson Kane
First Year
Damascus, OR
Sam Barlow



Yianni Koutsofavas
Senior
Colchester, CT
Bacon Academy



Andy Kristian
Junior
Sykesville, MD
Century



Jordan Laudani
Sophomore
Watertown, MA
Catholic Memorial



Jared Lauri
Sophomore
Kendall Park, NJ
South Brunswick



Leo Liang
First Year
San Diego, CA
Del Norte




Paul Liang
First Year
Wynnewood, PA
Lower Merion



Victor Little
First Year
Glenville, NY
Burnt Hills Ballston Lake



Ryan Lombardi
Senior
Voorhees, NJ
Eastern Regional



Aiden Lovelace
First Year
Newton, MA
Xaverian Brothers



Grant Lowery
Sophomore
Rochester, MI
Stoney Creek




Joe Marcello
First Year
Rochester, NY
Spencerport



Luke Marion
First Year
Warren, NJ
Delbarton School



Zac Meacham
First Year
Mendon, NY
Honeoye Falls-Lima




J.B. Mills
Junior
Amherst, MA
Amherst Regional




Nate Mills
First Year
Amherst, MA
Amherst Regional



Peyton Monaco
Junior
Davie, FL
Cooper City




J.T. Monahan
Sophomore
Marblehead, MA
Marblehead



Joey Moore
Senior
Medford Lakes, NJ
Shawnee



Faizan Munir
Senior
Lakewood, NY
Southwestern



Eddie Niles
Senior
Cicero, NY
Christian Brothers Acad.



Julian Noble
Sophomore
New Brockton, AL
New Brockton



Aidan Papantonis
First Year
Glen Gardner, NJ
Delbarton School



Daniel Papantonis
Junior
Glen Gardner, NJ
Delbarton School



Darian Parker
First Year
Schenectady, NY
Niskayuna



Ryan Pasquali
Senior
Andover, NJ
Blair Academy



Jack Pettit
Senior
Westfield, NJ
Saint Peter's Prep



Anthony Pucciarelli
Sophomore
Staten Island, NY
Tottenville



Nolan Ragland
Junior
Rocky River, OH
Lutheran West



Dylan Rattet
First Year
Pikesville, MD
Pikesville



Tyler Robinson
First Year
Brooklyn, NY
Poly Prep Country Day



Ryan Rose
Sophomore
Snellville, GA
Wesleyan/Providence Christ.



Dylan Rykert
Junior
Oakfield, NY
Oakfield-Alabama



Daniel Santos
First Year
Cold Spring, NY
Haldane/Salisbury



Dan Shaughnessy
Junior
Port Jefferson, NY
Earl L. Vandermeulen



Keyden Snow
Sophomore
Corning, NY
Corning-Painted Post



Jake Snyder
First Year
Malvern, PA
Great Valley



Jackson Sohn
Junior
New York, NY
Grace Chruh School



Matt Sommer
First Year
Larchmont, NY
Mamaroneck



Josh Stams
Senior
Stow, MA
Nashoba Regional



Muk Suleman
Sophomore
Lilburn, GA
Meadowcreek



Andy Talone
First Year
Malvern, PA
Great Valley



Jordy Tawa
First Year
Wilsonville, OR
West Linn



T.J. Taylor
First Year
Nepean, Ontario
St. Joseph



Alexander Tchir
Sophomore
New Canaan, CT
New Canaan



Judah Thomas
First Year
St. Paul, MN
Saint Paul Academy



Jack Todd
Sophomore
Rochester, NY
Aquinas




Ricky Todd
Senior
Rochester, NY
Aquinas




Tom Tommaso
Senior
Port Jefferson Sta., NY
Comsewogue



Ryan Van Diver
First Year
Fort Myers, FL
Evangelical Christian Sch.



Will Varney
Junior
Potsdam, NY
Potsdam



Lucas Villanueva
First Year
Hatboro, PA
Upper Moreland




Simon Weeren
Junior
Leesburg, VA
Riverside



Luke Wilson
Junior
Alexandria, VA
TC Williams



Alex Wing
Sophomore
Wauconda, IL
Mundelein



Tommy Wunder
Senior
Newark, DE
Conrad School of Science



Jack Yensel
Sophomore
Johns Creek, GA
Johns Creek



Jay Zheng
First Year
Merion Station, PA
Lower Merion

2022 Yellowjackets Roster

ALPHABETICAL

NUMERICAL

#	NAME	POS.	HT.	WT.	YR.
78	Carter Ackman	OL	6-3	280	SR
31	Jake Adelmann	RB	5-6	170	FY
50	Nick Annechino	OL	5-11	255	SR
34	Seif Awad	LB	6-0	250	SR
49	Youssef Awad	LB	5-9	220	SO
54	Gabe Baez	LB	6-0	210	FY
4	Abdul Bah	DB	5-9	180	SR
73	Sam Bawden	OL	6-4	270	FY
99	Bradley Beckwith	DL	6-2	285	SR
77	Alec Berceci	OL	6-4	260	JR
65	Matthew Berceci	OL	5-10	300	SR
72	Shane Bombace	K/P	5-11	195	SR
92	Heath Bostick	DL	6-4	245	SO
44	Noah Braid	LB	5-11	220	SR
20	Braydon Bush	LB	6-1	225	SR
17	Ryan Cacace	WR	6-3	190	SR
39	Sonny Capriola	WR	5-8	170	SO
43	Happy Chane	LB	6-1	220	SO
1	Caden Cole	LB	6-1	215	SR
0	Joe DeBonis	LB	6-0	230	JR
71	Geoff Doyle	OL	6-2	245	JR
5	Ryan Eamer	QB	5-11	200	SR
75	Kevin Fobare	OL	6-1	275	JR
2	Carter Forbes	DB	6-0	210	SR
60	Aidan Francis	OL	6-1	260	FY
74	Mason Frank	OL	6-2	295	SO
16	Kolbe Freney	WR	6-3	175	FY
98	Jack Garbatowicz	LB	6-2	205	FY
90	Xavier Green	DL	6-4	250	SR
80	Braden Greif	WR	6-0	195	JR
79	Mason Heath-Alford	DL	6-1	290	FY
12	Luke Herter	QB	6-1	200	FY
22	Tom Heslin	RB	5-10	200	SR
8	Adam Huewe	LB	6-0	210	SR
63	Ethan Hunt	OL	6-1	285	SR
27	Nyme Hussain	DB	5-11	185	SO
59	Gavin James-Dues	DL	6-3	250	FY
3	Trey Johnson	WR	5-9	175	JR
30	Ammon Jordan	RB	5-7	160	SR
83	Jackson Kane	TE	6-1	215	FY
93	Yianni Koutsofavas	DL	6-1	260	SR
52	Andy Kristian	DL	6-4	265	JR
97	Jordan Laudani	K/P	5-10	190	SO
95	Jared Lauri	DL	6-3	225	SO
42	Leo Liang	DB	5-10	165	FY
91	Paul Liang	LB	6-2	240	FY
68	Victor Little	DL	6-2	265	FY
67	Ryan Lombardi	DL	5-8	230	SR
94	Aiden Lovelace	DL	6-3	260	FY
85	Grant Lowery	TE	6-3	245	SO
53	Joe Marcello	LB	6-0	195	FY
35	Luke Marion	DB	6-0	190	FY
32	Zac Meacham	RB	6-2	180	FY
14	J.B. Mills	DB	6-1	210	JR
84	Nate Mills	TE	6-3	225	FY
11	Peyton Monaco	WR	5-11	175	JR
55	J.T. Monahan	DL	6-2	225	SO
26	Joey Moore	DB	6-1	195	SR
41	Faizan Munir	DB	6-0	180	SR
64	Eddie Niles	OL	5-10	285	SR
15	Julian Noble	LB	6-0	220	SO
25	Aidan Papantonis	WR	5-11	180	FY
1	Daniel Papantonis	RB	5-8	185	JR
87	Darian Parker	TE	6-1	240	FY
82	Ryan Pasquali	TE	6-5	250	SR
88	Jack Pettit	WR	6-1	180	SR
13	Anthony Pucciarelli	QB	6-0	185	SO
45	Nolan Ragland	LB	6-1	220	JR
37	Dylan Rattet	WR	5-9	155	FY
89	Tyler Robinson	WR	6-3	185	FY
9	Ryan Rose	QB	6-0	195	SO
96	Dylan Rykert	DL	6-2	230	JR
18	Daniel Santos	DB	6-1	215	FY
10	Dan Shaughnessy	LB	6-3	225	JR
5	Keyden Snow	LB	6-1	205	SO
58	Jake Snyder	LB	6-0	200	FY
61	Jackson Sohn	K/P	5-9	170	JR
70	Matt Sommer	OL	6-3	280	FY
69	Josh Stams	DL	6-1	235	SR
57	Muk Suleman	DL	6-0	225	SO
10	Andy Talone	QB	6-0	180	FY
29	Jordy Tawa	DB	5-10	160	FY
40	T.J. Taylor	DB	5-9	175	FY
66	Alexander Tchir	DL	5-11	255	SO
23	Judah Thomas	DB	5-9	160	FY
46	Jack Todd	K/P	5-10	160	SO
51	Ricky Todd	OL	5-11	265	SR
81	Tom Tommaso	WR	6-3	210	SR
21	Ryan Van Diver	WR	6-0	175	FY
2	Will Varney	RB	6-0	205	JR
76	Lucas Villanueva	OL	6-0	280	FY
7	Simon Weeren	DB	6-0	200	JR
62	Luke Wilson	OL	6-3	260	JR
38	Alex Wing	K/P	6-1	195	SO
48	Tommy Wunder	LB	6-1	205	SR
19	Jack Yensel	DB	6-2	190	SO
28	Jay Zheng	WR	5-8	190	FY

#	NAME	POS.	HT.	WT.	YR.
0	Joe DeBonis	LB	6-0	230	JR
1	Caden Cole	LB	6-1	215	SR
1	Daniel Papantonis	RB	5-8	185	JR
2	Carter Forbes	DB	6-0	210	SR
2	Will Varney	RB	6-0	205	JR
3	Trey Johnson	WR	5-9	175	JR
4	Abdul Bah	DB	5-9	180	SR
5	Ryan Eamer	QB	5-11	200	SR
5	Keyden Snow	LB	6-1	205	SO
7	Simon Weeren	DB	6-0	200	JR
8	Adam Huewe	LB	6-0	210	SR
9	Ryan Rose	QB	6-0	195	SO
10	Dan Shaughnessy	LB	6-3	225	JR
10	Andy Talone	QB	6-0	180	FY
11	Peyton Monaco	WR	5-11	175	JR
12	Luke Herter	QB	6-1	200	FY
13	Anthony Pucciarelli	QB	6-0	185	SO
14	J.B. Mills	DB	6-1	210	JR
15	Julian Noble	LB	6-0	220	SO
16	Kolbe Freney	WR	6-3	175	FY
17	Ryan Cacace	WR	6-3	190	SR
18	Daniel Santos	DB	6-1	215	FY
19	Jack Yensel	DB	6-2	190	SO
20	Braydon Bush	LB	6-1	225	SR
21	Ryan Van Diver	WR	6-0	175	FY
22	Tom Heslin	RB	5-10	200	SR
23	Judah Thomas	DB	5-9	160	FY
25	Aidan Papantonis	WR	5-11	180	FY
26	Joey Moore	DB	6-1	195	SR
27	Nyme Hussain	DB	5-11	185	SO
28	Jay Zheng	WR	5-8	190	FY
29	Jordy Tawa	DB	5-10	160	FY
30	Ammon Jordan	RB	5-7	160	SR
31	Jake Adelmann	RB	5-6	170	FY
32	Zac Meacham	RB	6-2	180	FY
34	Seif Awad	LB	6-0	250	SR
35	Luke Marion	DB	6-0	190	FY
37	Dylan Rattet	WR	5-9	155	FY
38	Alex Wing	K/P	6-1	195	SO
39	Sonny Capriola	WR	5-8	170	SO
40	T.J. Taylor	DB	5-9	175	FY
41	Faizan Munir	DB	6-0	180	SR
42	Leo Liang	DB	5-10	165	FY
43	Happy Chane	LB	6-1	220	SO
44	Noah Braid	LB	5-11	220	SR
45	Nolan Ragland	LB	6-1	220	JR
46	Jack Todd	K/P	5-10	160	SO
48	Tommy Wunder	LB	6-1	205	SR
49	Youssef Awad	LB	5-9	220	SO
50	Nick Annechino	OL	5-11	255	SR
51	Ricky Todd	OL	5-11	265	SR
52	Andy Kristian	DL	6-4	265	JR
53	Joe Marcello	LB	6-0	195	FY
54	Gabe Baez	LB	6-0	210	FY
55	J.T. Monahan	DL	6-2	225	SO
57	Muk Suleman	DL	6-0	225	SO
58	Jake Snyder	LB	6-0	200	FY
59	Gavin James-Dues	DL	6-3	250	FY
60	Aidan Francis	OL	6-1	260	FY
61	Jackson Sohn	K/P	5-9	170	JR
62	Luke Wilson	OL	6-3	260	JR
63	Ethan Hunt	OL	6-1	285	SR
64	Eddie Niles	OL	5-10	285	SR
65	Matthew Berceci	OL	5-10	300	SR
66	Alexander Tchir	DL	5-11	255	SO
67	Ryan Lombardi	DL	5-8	230	SR
68	Victor Little	DL	6-2	265	FY
69	Josh Stams	DL	6-1	235	SR
70	Matt Sommer	OL	6-3	280	FY
71	Geoff Doyle	OL	6-2	245	JR
72	Shane Bombace	K/P	5-11	195	SR
73	Sam Bawden	OL	6-4	270	FY
74	Mason Frank	OL	6-2	295	SO
75	Kevin Fobare	OL	6-1	275	JR
76	Lucas Villanueva	OL	6-0	280	FY
77	Alec Berceci	OL	6-4	260	JR
78	Carter Ackman	OL	6-3	280	SR
79	Mason Heath-Alford	DL	6-1	290	FY
80	Braden Greif	WR	6-0	195	JR
81	Tom Tommaso	WR	6-3	210	SR
82	Ryan Pasquali	TE	6-5	250	SR
83	Jackson Kane	TE	6-1	215	FY
84	Nate Mills	TE	6-3	225	FY
85	Grant Lowery	TE	6-3	245	SO
87	Darian Parker	TE	6-1	240	FY
88	Jack Pettit	WR	6-1	180	SR
89	Tyler Robinson	WR	6-3	185	FY
90	Xavier Green	DL	6-4	250	SR
91	Paul Liang	LB	6-2	240	FY
92	Heath Bostick	DL	6-4	245	SO
93	Yianni Koutsofavas	DL	6-1	260	SR
94	Aiden Lovelace	DL	6-3	260	FY
95	Jared Lauri	DL	6-3	225	SO
96	Dylan Rykert	DL	6-2	230	JR
97	Jordan Laudani	K/P	5-10	190	SO
98	Jack Garbatowicz	LB	6-2	205	FY
99	Bradley Beckwith	DL	6-2	285	SR



The Liberty League sponsors championships in 27 sports. The member institutions of the league place the highest priority on the overall quality of the educational experience and on the successful completion of its student-athletes' academic programs. The member institutions seek to establish and maintain an environment in which a student-athlete's athletic activities are conducted as an integral part of the educational experience.

Originally founded as the Upstate Collegiate Athletic Association in 1995, the conference was renamed the Liberty League during the summer of 2004. The league includes founding members Clarkson University, Hobart and William Smith Colleges, the University of Rochester, Rensselaer Polytechnic Institute, St. Lawrence University, Skidmore College, and Union College. Vassar College became a full member of the league during the 2000-01 academic year. Rochester Institute of Technology and Bard College joined the Liberty League beginning in the 2011-12 academic year. During its time, the Liberty League has had numerous associate members in football, including the U.S. Coast Guard Academy, U.S. Merchant Marine Academy, Worcester Polytechnic Institute, Susquehanna University and Springfield College. Following the departure of three associate (football-only) members after the 2016 season, Ithaca College joined as a full member of the conference in 2017. Buffalo State joined as an affiliate member in football in 2019.

“The Liberty League provides a great competitive context for our football program,” says Rochester Executive Director of Athletics George VanderZwaag. “We compete against some outstanding academic institutions that are strongly committed to football in their educational contexts. The Liberty League champion is determined through a rigorous head-to-head schedule, and the league champion deservedly advances to post-season play in the NCAA Division III football playoffs.”

“By competing in the Liberty League, we have natural regional rivalries, and the competitive level is among the strongest in Division III football. Combined with our efforts to support a quality football program, the league provides our student-athletes a great college football experience.”

During the 2021-22 academic year, four Rochester teams, squash, men's indoor track and field, softball and women's outdoor track and field, claimed Liberty League titles.

Liberty League student-athletes are among the best in the nation in the classroom as well. Last year, a total of 165 players from Rochester's Liberty League teams were awarded All-Academic status from the conference by having a cumulative grade point average above 3.30.

Fans can visit the Liberty League online at www.libertyleagueathletics.com.

---- 2021 LIBERTY LEAGUE FOOTBALL STANDINGS ----

Team	Liberty League					Overall				
	W	L	Pct.	PF	PA	W	L	Pct.	PF	PA
Rensselaer	5	1	.833	93	70	11	2	.846	204	194
Ithaca	5	1	.833	159	51	8	2	.800	263	107
Hobart	4	2	.667	144	98	9	2	.818	341	139
Union	4	2	.667	153	98	8	2	.800	323	157
St. Lawrence	2	4	.333	115	109	5	5	.500	248	160
Rochester	1	5	.167	69	182	3	7	.300	166	280
Buffalo State	0	6	.000	59	184	0	10	.000	108	345

*Rensselaer earned automatic NCAA bid.

Offensive Player of the Year: Tim Denham Jr., RB, Hobart

Defensive Player of the Year: Emmett Forde, LB, Hobart

Special Teams Players of the Year: Nicholas Bahamonde, K, Ithaca

Rookie of the Year: Jalen Hines, RB, Ithaca

Coaching Staff of the Year: Rensselaer

Here's To A

SEASON OF SUCCESS
GO YELLOWJACKETS!

FLOWER CITY GLASS

Commercial & Residential Services

*Providing Windows, Doors, Custom Glass
& Measurable Value For Nearly A Century*

188 Mt. Hope Ave.
Rochester, NY 14620
(585) 546-8646

www.flowercityglass.com

122 Burnet Ave.
Syracuse, NY 13203
(315) 478-8224

UTICA UNIVERSITY

GAME 1 - Sept. 3 - Charles A. Gaetano Stadium - Utica, NY - 7 pm


Pioneer Facts

General Information
 Location: Utica, NY
 Founded: 1946
 Undergraduate Enrollment: 3,304
 Colors: Navy & Orange
 Nickname: Pioneers
 Conference: Empire 8
 Affiliation: NCAA Division III
 Stadium: Charles A. Gaetano Stadium
 Type/Capacity: Field Turf/1,200
 President: Dr. Laura Casamento
 Athletics Director: David Fontaine
 Website: www.uticapioneers.com

Football Information
 Head Coach: Blaise Faggiano
 Record at Utica (yrs./overall): 66-70 (14)/same
 2021 Record: 6-5

Sports Information
 SID: Ray Biggs
 Phone: (315) 792-3517
 E-Mail: rabiggs@utica.edu

2022 Schedule
 9/3 ROCHESTER 7 pm
 9/10 KEAN 12 pm
 9/17 at Western New England 1 pm
 9/24 at Union 1 pm
 10/1 HARTWICK 1 pm
 10/15 SUNY BROCKPORT 5 pm
 10/22 SUNY CORTLAND 1 pm
 10/29 at Morrisville State 12 pm
 11/5 ALFRED 1 pm
 11/12 at St. John Fisher 1 pm



Blaise Faggiano



2021 Results
 9/4 at Alfred State W 39-21
 9/11 at Kean W 27-7
 9/18 WESTERN NEW ENGLAND W 37-28
 9/25 UNION L 9-30
 10/2 at Hartwick W 16-10
 10/16 at SUNY Brockport L 14-26
 10/23 at SUNY Cortland L 0-45
 10/30 MORRISVILLE STATE W 20-3
 11/6 at Alfred L 17-24
 11/13 ST. JOHN FISHER W 35-14
 11/20 at Grove City\$ L 7-49
 \$ - ECAC Scotty Whitelaw Bowl

ALFRED STATE COLLEGE

GAME 2 - Sept. 10 - Pioneer Stadium - Alfred, NY - 6 pm

Pioneer Facts

General Information
 Location: Alfred, NY
 Founded: 1908
 Undergraduate Enrollment: 3,686
 Colors: Blue & Gold
 Nickname: Pioneers
 Conference: Eastern Collegiate Football Conference
 Affiliation: NCAA Division III
 Stadium: Pioneer Stadium
 Type/Capacity: Field Turf/2,000
 Officer-In-Charge: Dr. Steven A. Mauro
 Athletics Director: Jason Doviak
 Website: www.alfredstateathletics.com

Football Information
 Head Coach: Scott Linn
 Record at Alfred State (yrs./overall): 11-20 (3)/same
 2021 Record: 6-5

Sports Information
 SID: Krystal Yernye
 Phone: (607) 587-4563
 E-Mail: yernyeka@alfredstate.edu

2022 Schedule
 9/3 MISERICORDIA 1 pm
 9/10 ROCHESTER 6 pm
 9/17 at Husson 12 pm
 9/24 DEFIANCE 12 pm
 10/1 at Anna Maria 1:30 pm
 10/8 KEYSTONE 1 pm
 10/22 DEAN 12 pm
 10/29 at Castleton 12 pm
 11/5 GALLAUDET 12 pm
 11/12 at SUNY Maritime 12 pm



Scott Linn



2021 Results
 9/4 UTICA L 21-39
 9/11 at Rochester L 27-28
 9/18 UNIV. OF NEW ENGLAND L 17-20
 9/25 at Defiance W 35-28
 10/9 SUNY MARITIME W 35-20
 10/16 ANNA MARIA L 17-28
 10/23 at Gallaudet W 24-21
 10/30 at Keystone W 38-7
 11/6 CASTLETON W 35-24
 11/13 at Dean W 37-15
 11/20 at UMass-Dartmouth@ L 16-42
 @ - New England Bowl

SUNY BROCKPORT

GAME 3 - Sept. 17 - Fauver Stadium - Rochester, NY - 12 pm

Golden Eagle Facts

General Information
 Location: Brockport, NY
 Founded: 1835
 Undergraduate Enrollment: 5,715
 Colors: Green & Gold
 Nickname: Golden Eagles
 Conference: Empire 8
 Affiliation: NCAA Division III
 Stadium: Bob Boozer Field at Eunice Kennedy Shriver Stadium
 Type/Capacity: Field Turf/10,000
 President: Dr. Heidi R. Macpherson
 Athletics Director: Erick Hart
 Website: www.gobrockport.com

Football Information
 Head Coach: Jason Mangone
 Record at Brockport (yrs./overall): 66-25 (8)/same
 2021 Record: 8-3

Sports Information
 SID: Gil Burgmaster
 Phone: (585) 395-2218
 E-Mail: gburgmaster@brockport.edu

2022 Schedule
 9/3 FRAMINGHAM STATE 12 pm
 9/10 at Ithaca 1 pm
 9/17 at Rochester 12 pm
 10/1 ST. JOHN FISHER 6 pm
 10/8 SUNY CORTLAND 1 pm
 10/15 at Utica 5 pm
 10/22 at Hartwick 1:30 pm
 10/29 BUFFALO STATE 12 pm
 11/5 MORRISVILLE STATE 2 pm
 11/12 at Alfred 1 pm



Jason Mangone



2021 Results
 9/4 at Framingham State W 31-0
 9/11 ITHACA L 8-23
 9/18 ROCHESTER W 16-7
 10/2 at St. John Fisher W 34-7
 10/9 at SUNY Cortland L 10-31
 10/16 UTICA W 26-14
 10/23 HARTWICK W 41-14
 10/30 at Buffalo State W 41-16
 11/6 at Morrisville State L 7-13
 11/13 ALFRED W 38-0
 11/20 WASHINGTON & JEFFERSON! W 20-7
 ! - ECAC Clayton Chapman Bowl

RENSSELAER POLYTECHNIC INSTITUTE

GAME 4 - Oct. 1 - Fauver Stadium - Rochester, NY - 1 pm

Engineer Facts

General Information
 Location: Troy, NY
 Founded: 1824
 Undergraduate Enrollment: 6,283
 Colors: Cherry & White
 Nickname: Engineers
 Conference: Liberty League
 Affiliation: NCAA Division III
 Stadium: East Campus Stadium
 Type/Capacity: Field Turf/5,200
 President: Dr. Martin A. Schmidt
 Athletics Director: Dr. Lee A. McElroy
 Website: www.rpiathletics.com

Football Information
 Head Coach: Ralph Isernia
 Record at RPI (yrs./overall): 61-29 (8)/same
 2021 Record overall/conference: 11-2/5-1

Sports Information
 SID: Kevin Beattie
 Phone: (518) 276-2187
 E-Mail: beattk@rpi.edu

2022 Schedule
 9/3 DICKINSON 12 pm
 9/10 CARNEGIE MELLON 1 pm
 9/17 WPI 5 pm
 9/24 at St. John Fisher 12 pm
 10/1 at Rochester* 12 pm
 10/8 at Buffalo State* 12 pm
 10/15 HOBART* 12 pm
 10/29 at Ithaca* 1 pm
 11/5 ST. LAWRENCE* 12 pm
 11/12 UNION* 12 pm
 * - Liberty League Games



Ralph Isernia



2021 Results
 9/4 MONTCLAIR STATE W 21-20
 9/11 STEVENSON W 14-10
 9/18 at WPI W 24-10
 9/25 ST. JOHN FISHER W 41-7
 10/2 ROCHESTER* W 38-22
 10/9 BUFFALO STATE* W 24-16
 10/16 at Hobart* L 9-10
 10/30 ITHACA* W 14-11
 11/6 at St. Lawrence* W 22-20 (2ot)
 11/13 at Union* W 19-17
 11/20 at Endicott% W 20-14
 11/27 at SUNY Cortland% W 21-14
 12/4 at North Central% L 6-55
 % - NCAA Division III Tournament

Where do I find someone who understands all of my building systems?

Siemens optimizes comfort within buildings, ensures greater safety and improves security. And we do it with up to 40% less energy consumption.

We provide innovative solutions that integrate heating, ventilation and air-conditioning with security technology and fire protection that not only save energy, they also ensure that people feel safe and secure knowing their building and businesses are protected. Visit us on the web at: usa.siemens.com/buildingtechnologies

Siemens Industry, Inc.
Building Technologies
50 Methodist Hill Drive
Suite 1500
Rochester, NY 14623

Phone: 585-797-2300
www.usa.siemens.com/buildingtechnologies

Answers for infrastructure.

SIEMENS

EMPIRE

KITCHEN & BATH

95 SAGINAW DR.

ROCHESTER, NY 14623

585-235-3050

WWW.EMPIRETOPS.COM

GeneralSecurity

SECURITY • FIRE • SURVEILLANCE • ACCESS CONTROL • PHONES

www.gensecurity.com



- Access Control Systems
- ID/Management-Badging
- Video Surveillance/CCTV
- Design and Engineering Services
- Burglar Alarms
- Fire Alarm Systems
- Central Station Monitoring
- Maintenance & Inspection

**90 Airpark Drive Suite 402
Rochester, NY 14624**

PH: 585-241-9550 • FAX: 585-241-9552

ITHACA COLLEGE

GAME 5 - Oct. 8 - Butterfield Stadium - Ithaca, NY - 1 pm

Bomber Facts

General Information

Location: Ithaca, NY
 Founded: 1892
 Undergraduate Enrollment: 5,000
 Color: Blue & White
 Nickname: Bombers
 Conference: Liberty League
 Affiliation: NCAA Division III
 Stadium: Butterfield Stadium
 Type/Capacity: Grass/5,000
 President: La Jerne Terry Cornish
 Athletic Director: Susan Bassett
 Website: athletics.ithaca.edu

Football Information

Head Coach: Michael Toerper
 Record at Ithaca (yrs./overall): 1st Season
 2021 Record overall/conference: 8-2/5-1

Sports Information:

SID: Justin Lutes
 Phone: (607) 274-5124
 E-Mail: jlutes@ithaca.edu

2022 Schedule

9/3 at Bridgewater State 1 pm
 9/10 SUNY BROCKPORT 1 pm
 9/17 ALFRED 1 pm
 10/1 at Hobart* 1 pm
 10/8 ROCHESTER* 1 pm
 10/15 ST. LAWRENCE* 1 pm
 10/22 at Buffalo State* 1 pm
 10/29 RENSSELAER* 1 pm
 11/5 at Union* 12 pm
 11/12 vs SUNY Cortland 1 pm
 * - Liberty League Games



Michael Toerper

2021 Results

9/4 BRIDGEWATER STATE W 52-20
 9/11 at SUNY Brockport W 23-8
 9/18 at Alfred W 34-0
 10/2 HOBART* W 28-21
 10/9 at Rochester* W 37-14
 10/16 at St. Lawrence* W 17-0
 10/23 BUFFALO STATE* W 51-7
 10/30 at Rensselaer* L 11-14
 11/6 UNION* W 26-7
 11/13 at SUNY Cortland L 27-28



BUFFALO STATE COLLEGE

GAME 6 - Oct. 15 - Fauver Stadium - Rochester, NY - 12 pm

Bengal Facts

General Information

Location: Buffalo, NY
 Founded: 1871
 Undergraduate Enrollment: 6,147
 Colors: Orange & Black
 Nickname: Bengals
 Conference: Liberty League
 Affiliation: NCAA Division III
 Stadium: Coyer Field
 Type/Capacity: Field Turf/3,000
 President: Dr. Katherine S. Conway-Turner
 Athletics Director: Renee Carlineo
 Website: www.buffalostateathletics.com

Football Information

Head Coach: Lazarus Morgan
 Record at Buffalo St. (yrs./overall): 1st Season
 2021 Record overall/conference: 0-10/0-6

Sports Information

SID: Mitchell Binda
 Phone: (716) 878-6514
 E-Mail: bindamw@buffalostate.edu

2022 Schedule

9/3 at St. John Fisher 1 pm
 9/17 SUNY CORTLAND 12 pm
 9/24 MORRISVILLE STATE 5 pm
 10/1 at Union* 1 pm
 10/8 RENSSELAER* 12 pm
 10/15 at Rochester* 12 pm
 10/22 ITHACA* 1 pm
 10/29 at SUNY Brockport 12 pm
 11/5 HOBART* 1 pm
 11/12 at St. Lawrence* 1 pm
 * - Liberty League Games



Lazarus Morgan

2021 Results

9/4 ST. JOHN FISHER L 14-21
 9/18 at SUNY Cortland L 9-58
 9/25 at Morrisville State L 10-41
 10/2 UNION* L 17-30
 10/9 at Rensselaer* L 16-24
 10/16 ROCHESTER* L 7-14
 10/23 at Ithaca* L 7-51
 10/30 SUNY BROCKPORT L 16-41
 11/6 at Hobart* L 21-45
 11/13 ST. LAWRENCE* L 6-41



UNION COLLEGE

GAME 7 - Oct. 22 - Frank Bailey Field - Schenectady, NY - 12 pm

Dutchmen Facts

General Information

Location: Schenectady, NY
 Founded: 1795
 Undergraduate Enrollment: 2,050
 Colors: Garnet
 Nickname: Dutchmen
 Conference: Liberty League
 Affiliation: NCAA Division III
 Stadium: Frank Bailey Field at Class of 1985 Stadium
 Type/Capacity: Field Turf/1,600
 President: Dr. David R. Harris
 Athletics Director: Jim McLaughlin
 Website: www.unionathletics.com

Football Information

Head Coach: Jeff Behrman
 Record at Union (yrs./overall): 36-16 (5)/same
 2021 Record overall/conference: 8-2/4-2

Sports Information

SID: Dominique Del Prete
 Phone: (518) 388-6377
 E-Mail: delprete@union.edu

2022 Schedule

9/3 at Allegheny 12 pm
 9/10 WORCESTER STATE 1 pm
 9/17 at Springfield 12 pm
 9/24 UTICA 1 pm
 10/1 BUFFALO STATE* 1 pm
 10/8 at St. Lawrence* 1 pm
 10/22 ROCHESTER* 12 pm
 10/29 at Hobart* 1 pm
 11/5 ITHACA* 12 pm
 11/12 at Rensselaer* 12 pm
 * - Liberty League Games



Jeff Behrman

2021 Results

9/4 Morrisville State W 48-14
 9/11 at Worcester State W 62-13
 9/18 SPRINGFIELD W 30-23
 9/25 at Utica W 30-9
 10/2 at Buffalo State* W 30-17
 10/9 ST. LAWRENCE* W 37-7
 10/23 at Rochester* W 35-9
 10/30 HOBART* W 27-20 (ot)
 11/6 at Ithaca* L 7-26
 11/13 RENSSELAER* L 17-19



ST. LAWRENCE UNIVERSITY

GAME 8 - Oct. 29 - Fauver Stadium - Rochester, NY - 12 pm

Saint Facts

General Information

Location: Canton, NY
 Founded: 1856
 Undergraduate Enrollment: 2,280
 Colors: Scarlet & Brown
 Nickname: Saints
 Conference: Liberty League
 Affiliation: NCAA Division III
 Stadium: Weeks Field at Leckonby Stadium
 Type/Capacity: Grass/1,500
 President: Kathryn A. Morris
 Athletic Director: Bob Durocher
 Website: www.saintsathletics.com

Football Information

Head Coach: Dan Puckhaber
 Record at SLU (yrs./overall): 23-27 (5)/same
 2021 Record overall/conference 5-5/2-4

Sports Information:

SID: Meghan Nichols
 Phone: (315) 229-5986
 E-Mail: mnichols@stlawu.edu

2022 Schedule

9/3 ENDICOTT 1 pm
 9/10 at Norwich 12 pm
 9/16 MORRISVILLE STATE 7 pm
 9/24 at Castleton 12 pm
 10/8 UNION* 1 pm
 10/15 at Ithaca 1 pm
 10/22 HOBART* 1 pm
 10/29 at Rochester 12 pm
 11/5 at Rensselaer 12 pm
 11/12 BUFFALO STATE* 1 pm
 * - Liberty League Games

2021 Results

9/4 at Endicott L 14-27
 9/11 NORWICH W 37-7
 9/17 at Morrisville State W 27-14
 9/25 CASTLETON W 55-3
 10/9 at Union* L 7-37
 10/16 ITHACA* L 0-17
 10/23 at Hobart* L 13-17
 10/30 ROCHESTER* W 34-10
 11/6 RENSSELAER* L 20-22 (2ot)
 11/13 at Buffalo State* W 41-6



Dan Puckhaber



HARTWICK COLLEGE

GAME 9 - Nov. 5 - Fauver Stadium - Rochester, NY - 12 pm

Hawk Facts

General Information

Location: Oneonta, NY
 Founded: 1797
 Undergraduate Enrollment: 1,205
 Colors: Blue & White
 Nickname: Hawks
 Conference: Empire 8
 Affiliation: NCAA Division III
 Stadium: Wright Stadium
 Type/Capacity: Field Turf/1,200
 President: Darren Reisberg
 Athletic Director: John Czarnecki
 Website: www.hartwickhawks.com

Football Information

Head Coach: Mark Carr
 Record at Hartwick (yrs./overall): 67-117 (19)/same
 2021 Record overall 2-7

Sports Information:

SID: Brittany Stroop
 Phone: (607) 431-4530
 E-Mail: stroopb@hartwick.edu

2022 Schedule

9/3 SUNY MARITIME 2 pm
 9/10 KING'S (PA) 1 pm
 9/24 NICHOLS 2:30 pm
 10/1 at Utica 1 pm
 10/8 ALFRED 1 pm
 10/15 at SUNY Cortland 1 pm
 10/22 SUNY BROCKPORT 1:30 pm
 10/29 at St. John Fisher 1 pm
 11/5 at Rochester 12 pm
 11/12 at Morrisville State 1 pm

2021 Results

9/11 ALVERNIA W 23-14
 9/18 at Curry L 7-14
 10/2 UTICA L 10-16
 10/9 at Alfred L 21-24
 10/16 SUNY CORTLAND L 3-48
 10/23 at Brockport L 14-41
 10/30 ST. JOHN FISHER L 7-28
 11/6 ROCHESTER L 28-42
 11/13 MORRISVILLE STATE W 14-7



Mark Carr



HOBART COLLEGE

GAME 10 - Nov. 12 - Boswell Field - Geneva, NY - 1 pm

Statesmen Facts

General Information

Location: Geneva, NY
 Founded: 1822
 Undergraduate Enrollment: 1,824 with William Smith
 Colors: Purple & Orange
 Nickname: Statesmen
 Conference: Liberty League
 Affiliations: NCAA Division III
 Stadium: Boswell Field at Urick Stadium
 Type/Capacity: Field Turf/3,000
 President: Mark D. Gearan
 Athletics Director: Brian Miller
 Website: www.hwsathletics.com

Football Information

Head Coach: Kevin DeWall
 Record at Hobart (yrs./overall): 23-8 (3)/36-25 (6)
 2021 Record overall/conference 9-2/4-2

Sports Information

SID: Ken DeBolt
 Phone: (315) 781-3146
 E-Mail: debolt@hws.edu

2022 Schedule

9/2 ALFRED 7 pm
 9/10 at Morrisville State 1 pm
 9/17 ST. JOHN FISHER 1 pm
 9/24 at Keystone 1:30 pm
 10/1 ITHACA* 1 pm
 10/15 at Rensselaer* 12 pm
 10/22 at St. Lawrence* 1 pm
 10/29 UNION* 1 pm
 11/5 at Buffalo State* 1 pm
 11/12 ROCHESTER* 1 pm
 * - Liberty League Games

2021 Results

9/3 at Alfred W 35-3
 9/11 MORRISVILLE STATE W 41-0
 9/18 at St. John Fisher W 42-21
 9/25 KEYSTONE W 58-14
 10/2 at Ithaca* L 21-28
 10/16 RENSSELAER* W 10-9
 10/23 ST. LAWRENCE* W 17-13
 10/30 at Union* L 20-27
 11/6 BUFFALO STATE* W 45-21
 11/13 at Rochester* W 31-0
 11/20 at Westminster (PA) W 21-3
 ^ - ECAC Asa S. Bushnell Bowl



Kevin DeWall



Edwin Fauver Stadium



Built in 1930 and completely refurbished during the 1980's, Fauver Stadium anchors the outdoor Brian F. Prince Athletic Complex. An AstroTurf surface was installed during the Summer of 2000. In May, 2021, the most recent Field Turf surface was installed. A brand new press box was completed in the fall of 2016 and a new dormitory at the south end of the stadium was completed in 2017. The stadium concourse was also renovated in 2016 and new visiting team locker rooms, along with team space were finished in 2018. Within the new dorm building, Genesee Hall, the bottom two floors are encompassed within the Boehning Varsity House and are dedicated to athletics, including new locker rooms, equipment space and athletic training rooms.

Seven different sports utilize the facility for home events (football, m/w soccer, field hockey, lacrosse, and m/w track & field).

On August 4, 1993 Fauver Stadium hosted the opening ceremonies of the Empire State Games (ESG), the largest amateur athletic competition in the United States, featuring more than 7,500 participants. The stadium was used for competition in track & field plus lacrosse. When the games returned to Rochester in 2006, Fauver Stadium was used for track & field competition.

Two legendary entertainers performed here in a four month span: **Cab Calloway** spoke at Graduation ceremonies in May, 1993 and led a crowd of more than 10,000 in a chorus of "Minnie The Moocher". **Ray Charles** played for one hour at the ESG opening ceremonies.

The stadium is named in memory of the man who planned construction of the athletic facilities at the River Campus. **Dr. Fauver** was instrumental in the formation of the New York State Conference of Small Colleges, and the Western New York Intercollegiate Athletic Conference.

Dedication ceremonies took place on October 18, 1930 at half-time of a Rochester-Wesleyan (CI) football game. Dr. Fauver and his brother **Dr. Edgar Fauver** of Wesleyan, served their schools as directors of physical education.

Services

Concessions: A concession stand, offering a variety of items, can be found in the Stadium concourse.

Handicapped Accessibility: Wheelchair access is available through Gate III. Ramp seating is located in the center stands.

Restrooms: Lavatories for men and women are located in lobby on each side of the main entrance (Gate II).

First Aid: Persons in need of emergency first aid should contact an usher.

Alcohol: Alcoholic beverages are not permitted inside the Stadium. Violators will be ejected from the stadium.

Public Address Announcements: No special announcements, except those concerning University functions are made over the public address system except in emergency cases. If an emergency does arise, go to the press box and give the message to the Sports Information Director.

What's In A Nickname? The Story Behind "Yellowjackets"



Had a vote gone differently, the University's athletic teams could have been named for the river that runs alongside the campus, for the official campus flower, or could bring one to recall a detective story by the noted author Edgar Allan Poe.

A story dated October 9, 1985 in the *Campus Times* says that students voted on possible mascots in Anderson Hall on the Prince Street campus in 1929.

"Yellowjackets" was the prevailing winner, beating Geneseeans, Dandelions, Gold Bugs, and Rivermen.

The evolution of the nickname "Yellowjackets" for Rochester athletic teams dates back to the 1920s, although there is some dispute as to how it evolved.

J. Howard Garnish is credited with giving the teams the nickname. During his undergraduate days, Garnish was a member of the football team and editor of *The Campus*, the student newspaper which was a forerunner of today's *Campus Times*.


An article from the October 26, 1987 edition of the *Campus Times* says Garnish was tackled and took a kick in the mouth. He then yelled "Go Yellowjackets" referring to the color of the University's jerseys.

In the November 12, 1926 edition of *The Campus*, a Buffalo player called the University's football team Yellowjackets because of their sting, not because of their clothing.

Garnish wrote an editorial in the same edition, rallying the team for an upcoming game vs. Rensselaer Polytechnic Institute. His headline read "Go to it, you Yellow Jackets!". The nickname stuck.

A 1991 edition of *Rochester Review*, the University's Alumni publication, says Garnish was knocked out cold after the tackle and the nickname came up in his editorial.

When the University celebrated its sesquicentennial anniversary in 2000, the Barnes and Noble bookstore published a desk calendar which had tid-bits of University history scattered throughout. Legend, according to the calendar, verifies that Garnish got up after a crushing tackle and cried out "Go you Yellow Jackets".





SINCE 1979

RECOGNITION Experts

Quality Promotional Products



MUGS
PENS
BADGES
BUTTONS
NAMEPLATES
CALENDARS
IMPRINTED GIVEAWAYS
PLAQUES & TROPHIES
AWARDS
CORPORATE APPAREL
T-SHIRTS
GOLF SHIRTS
PHOTO ID'S
EMPLOYEE RECOGNITION
INCENTIVE PROGRAMS
CATALOG PROGRAMS
CUSTOM WEBSITES



AND MUCH MORE!
IN-HOUSE ENGRAVING, EMBROIDERY,
SUBLIMATION, PRINTING AND ARTWORK



Visit Our Showroom
Recognition Experts
116 Winton Road North
Rochester, NY 14610-1938
(585) 288-3300
FAX (585) 244-8243
www.recognitionexperts.com

Your ONE stop for EVERYTHING!



Two great rental companies, now under one tent,
proudly serving the University of Rochester! **Go Yellowjackets!**

Good Luck Yellowjackets!

From your friends at...

Mt. Hope Diner

1511 Mt. Hope Avenue
585.256.1939

"SPRING"

SHEET METAL & ROOFING



PHONE 244-7730

678 SOUTH CLINTON AVENUE

ROCHESTER, NEW YORK

WWW.SPRINGSHEETMETAL.COM

SPRING@SSMRC.COM

GO 'JACKETS!



WWW.PLATESAUCE.COM

Rochester Football Endowments

No discussion of the football legacy at the University of Rochester would be complete without recognizing the contributions of Peter “Pat” Stark on the field and off.


Stark served as the Rochester head coach from 1969 through 1983. In those 15 years, his teams won 69 games. His first game was a 20-14 loss to Mount Union at Edwin Fauver Stadium. Rochester won four in a row after that, including wins over New England rivals Williams and Amherst. The Yellowjackets finished 6-3. A year later, Rochester lost at Mount Union, then went on a 12-game winning streak – from September 26, 1970 through October 10, 1971. The 1970 record was 8-1, the 1971 mark was 6-3.

In 2014, the Pat Stark Endowed Fund for Football was created with a gift from Kathleen E. Stark Landers ’82 and Peter J. Landers ’83 (MS) in honor of Coach Pat Stark to support the programmatic needs of University of Rochester football. In 2009, the Rochester Football Alumni Endowment was created with a gift from Dr. Samuel Shatkin, Jr. ’79, P’17 and Joni M. Shatkin P’17 to support the programmatic needs of University of Rochester Football.

At the University of Rochester, our endowment provides the financial foundation to perpetually support what is most essential here—our students and faculty, our vast health care network, and our continued excellence in our schools and programs. It also helps sustain the rich variety of music, art, health care, and educational programs that serve our University community and the Greater Rochester region.



Coach Stark was a mentor both on and off the field, and this was recognized with an endowment in his name.



Samuel Shatkin's gift started the University of Rochester Football endowment.

Stark’s contributions to the University were widely appreciated.

“In the very first week I was on campus, Coach Stark went out of his way to make me feel welcome and help teach me about the history of the University of Rochester football program,” says head coach Chad Martinovich. “Over the course of my time here, he became both a friend and a mentor to me. Coach Stark has left a legacy within the U of R athletics department that is unrivaled. It was a privilege to get to know him over the time I have been a part of this community.”

As an undergraduate at Syracuse University, Stark was selected as the All-East quarterback by The Associated Press and United Press International in 1952 and 1953. He was named to the Red Grange All-American team in 1953. After graduation, he worked as an assistant coach at Syracuse and was part of the staff when the Orangemen won the 1959 National Championship.

Stark served as the Offensive Coordinator at the University of Rhode Island and at Harvard University before he came to the River Campus. His 69 wins are second-most among all football coaches at the River Campus. He is tied with Elmer Burnham in games coached here (136).

He was instrumental in creating the University’s Athletic Hall of Fame. The first class was inducted in 1992. Stark was inducted in 2000. Stark served as the Director of the University’s Athletic Hall of Fame for a number of years and was a member of the Garnish Scholar-Athlete Committee which honors the top senior student-athletes each year.

Stark was inducted into the Syracuse University Letter Winner of Distinction Hall of Fame, the Greater Syracuse Hall of Fame, and the Frontier Field Walk of Fame. Additionally, he was named to Syracuse’s Centennial Football Team.

All-Time Game-By-Game Results

1889 (5-4-1)

10/4/1889	ROCHESTER AC	W	16-6	Rochester, NY
10/11/1889	at Rochester AC	W	4-0	Rochester, NY
10/19/1889	at Cornell	L	0-106	Ithaca, NY
10/24/1889	ROCHESTER AC	W	32-0	Rochester, NY
11/4/1889	PALMYRA UNION AC	W	26-0	Rochester, NY
11/15/1889	at Richfield AC	L	0-2	Albany, NY
11/18/1889	at Amherst	L	0-72	Amherst, MA
11/19/1889	at Trinity (CT)	L	0-12	Hartford, CT
11/23/1889	SYRACUSE	W	36-0	Rochester, NY
11/28/1889	vs Union (NY)	T	0-0	Elmira, NY

1890 (3-4)

10/11/1890	at Cornell	L	0-98	Ithaca, NY
10/29/1890	HAMILTON	W	10-4	Rochester, NY
11/4/1890	at Union (NY)	W	9-6	Schenectady, NY
11/5/1890	at Hamilton	L	0-10	Clinton, NY
11/15/1890	SYRACUSE	L	0-4	Rochester, NY
11/22/1890	at Syracuse	W	2-0	Syracuse, NY
11/27/1890	UNION (NY)	L	4-6	Rochester, NY

1891 (1-5)

10/24/1891	at Brockport Normal	W	146-0	Brockport, NY
10/31/1891	CORNELL	L	10-21	Rochester, NY
11/7/1891	at Hamilton	L	4-28	Clinton, NY
11/14/1891	UNION (NY)	L	0-9	Rochester, NY
11/21/1891	at Syracuse	L	16-18	Syracuse, NY
11/26/1891	COLGATE	L	0-6	Rochester, NY

1892 (5-5)

10/8/1892	BROCKPORT NORMAL	W	46-0	Rochester, NY
10/12/1892	at Canandaigua HS	W	24-0	Canandaigua, NY
10/15/1892	at Canandaigua HS	W	20-10	Canandaigua, NY
10/19/1892	HOBART	W	40-0	Rochester, NY
10/24/1892	CHICAGO AA	L	0-34	Rochester, NY
11/1/1892	at Syracuse AC	L	0-10	Syracuse, NY
11/6/1892	at Colgate	L	0-16	Hamilton, NY
11/7/1892	at Union (NY)	L	0-40	Schenectady, NY
11/12/1892	SYRACUSE	W	22-0	Rochester, NY
11/18/1892	HAMILTON	L	8-10	Rochester, NY

1893 (4-2)

11/4/1893	at St. John's Academy	L	4-6	Syracuse, NY
11/7/1893	LYNWOOD AC	W	24-6	Rochester, NY
11/11/1893	at Hamilton	W	12-6	Clinton, NY
11/18/1893	at Syracuse	W	14-10	Syracuse, NY
11/25/1893	UNION (NY)	L	0-36	Rochester, NY
11/30/1893	SYRACUSE	W	6-0	Rochester, NY

1894 (2-3-1)

10/13/1894	at Hobart	T	0-0	Geneva, NY
10/24/1894	ST. JOHN'S ACADEMY	L	0-10	Rochester, NY
11/4/1894	HOBART	W	20-10	Rochester, NY
11/10/1894	SYRACUSE	L	12-28	Rochester, NY
11/17/1894	at Union (NY)	L	0-62	Schenectady, NY
11/30/1894	HAMILTON	W	18-0	Rochester, NY

1895 (3-6-2)

9/26/1895	at Brockport Normal	W	6-4	Brockport, NY
10/5/1895	BROCKPORT NORMAL	L	2-4	Rochester, NY
10/23/1895	at Buffalo Medical	W	12-4	Buffalo, NY
10/26/1895	HOBART	L	4-6	Rochester, NY
11/2/1895	ROCHESTER AC	T	0-0	Rochester, NY
11/6/1895	at Lancaster AC	L	0-20	Buffalo, NY
11/13/1895	ROCHESTER AC	W	22-0	Rochester, NY
11/16/1895	at Syracuse	L	0-28	Syracuse, NY
11/20/1895	at Brockport Normal	L	0-4	Brockport, NY
11/23/1895	BUFFALO MEDICAL	T	6-6	Rochester, NY
11/28/1895	HAMILTON	L	0-12	Rochester, NY

1896 (0-8-1)

10/10/1896	at Buffalo	L	6-62	Buffalo, NY
10/14/1896	HOBART	L	0-22	Rochester, NY
10/22/1896	ST. JOHN'S ACADEMY	L	0-6	Rochester, NY
10/24/1896	ROCHESTER YMCA	L	0-18	Rochester, NY
10/27/1896	at Syracuse	L	4-62	Syracuse, NY
10/29/1896	at St. John's Academy	L	0-44	Manlius, NY
10/30/1896	at Hamilton	L	0-30	Clinton, NY
11/14/1896	ROCHESTER YMCA	T	0-0	Rochester, NY
11/26/1896	HAMILTON	L	10-16	Rochester, NY

1897 (5-5)

10/2/1897	CANANDAIGUA AC	W	22-0	Rochester, NY
10/9/1897	at Canandaigua AC	L	0-6	Canandaigua, NY
10/13/1897	HOBART	W	16-14	Rochester, NY
10/20/1897	at Hobart	L	6-16	Geneva, NY
10/23/1897	ST. JOHN'S ACADEMY	L	0-10	Rochester, NY
10/30/1897	at Hamilton	L	0-12	Clinton, NY
11/3/1897	at Syracuse	L	0-36	Syracuse, NY
11/6/1897	ROCHESTER FREE ACAD.	W	28-0	Rochester, NY
11/10/1897	ALFRED	W	12-8	Rochester, NY
11/25/1897	COLGATE	W	8-0	Rochester, NY

1898 (4-3-1)

10/1/1898	at Syracuse	L	0-35	Syracuse, NY
10/8/1898	HOBART	W	6-5	Rochester, NY
10/26/1898	at Alfred	W	5-0	Alfred, NY
10/29/1898	HAMILTON	L	0-47	Rochester, NY
11/5/1898	CANANDAIGUA AC	T	5-5	Rochester, NY
11/16/1898	ALFRED	W	18-0	Rochester, NY
11/19/1898	ROCHESTER FREE ACAD.	W	5-0	Rochester, NY
11/24/1898	HOBART	L	2-11	Rochester, NY

1899 (6-1-2)

9/30/1899	GENESEE WESLEYAN	W	6-0	Rochester, NY
10/14/1899	at Buffalo	T	0-0	Buffalo, NY
10/18/1899	at Alfred	W	12-0	Alfred, NY
10/21/1899	ROCHESTER FREE ACAD.	W	23-0	Rochester, NY
10/27/1899	ST. LAWRENCE	W	32-0	Rochester, NY
11/11/1899	SYRACUSE	L	0-23	Rochester, NY
11/23/1899	ALFRED	T	6-6	Rochester, NY
11/25/1899	at Watertown AA	W	5-0	Watertown, NY
11/30/1899	HOBART	W	40-0	Rochester, NY

1900 (3-6)

10/3/1900	at Cornell	L	0-6	Ithaca, NY
10/6/1900	GENESEE WESLEYAN	W	17-0	Rochester, NY
10/13/1900	at Union (NY)	L	0-11	Schenectady, NY
10/20/1900	HOBART	W	39-5	Rochester, NY
10/27/1900	at Athens AA	L	0-16	Athens, PA
11/3/1900	COLGATE	W	11-5	Rochester, NY
11/10/1900	at Watertown AA	L	0-41	Watertown, NY
11/17/1900	at Syracuse	L	5-68	Syracuse, NY
11/29/1900	HAMILTON	L	0-11	Rochester, NY

1901 (7-4)

9/28/1901	GENESEE WESLEYAN	W	23-0	Rochester, NY
10/2/1901	at Cornell	L	0-50	Ithaca, NY
10/12/1901	at Hobart	L	12-17	Geneva, NY
10/16/1901	at Alfred	W	6-5	Alfred, NY
10/19/1901	ALL-ROCHESTER AC	L	6-12	Rochester, NY
10/26/1901	at Colgate	W	11-6	Hamilton, NY
11/2/1901	GENESEO NORMAL	W	42-0	Rochester, NY
11/6/1901	ALFRED	W	18-0	Rochester, NY
11/9/1901	UNION (NY)	L	5-23	Rochester, NY
11/16/1901	ROCHESTER ALUMNI	W	6-0	Rochester, NY

1902 (3-6)

9/27/1902	GENESEE WESLEYAN	W	11-0	Rochester, NY
10/1/1902	at Cornell	L	0-31	Ithaca, NY
10/11/1902	at Hobart	L	0-16	Geneva, NY
10/18/1902	at Union (NY)	W	6-5	Schenectady, NY
11/1/1902	COLGATE	L	0-22	Rochester, NY
11/8/1902	at Buffalo	L	0-6	Buffalo, NY
11/15/1902	NIAGARA	W	18-0	Rochester, NY
11/22/1902	at Hamilton	L	0-42	Clinton, NY
11/29/1902	HOBART	L	5-6	Rochester, NY

1903 (4-4)

10/3/1903	at Cornell	L	0-11	Ithaca, NY
10/10/1903	NIAGARA	W	29-5	Rochester, NY
10/17/1903	at Hobart	L	5-15	Geneva, NY
10/24/1903	HAMILTON	L	6-11	Rochester, NY
10/31/1903	at Colgate	L	5-23	Hamilton, NY
11/7/1903	BUFFALO	W	47-0	Rochester, NY
11/21/1903	UNION (NY)	W	17-6	Rochester, NY
11/26/1903	HOBART	W	15-5	Rochester, NY

1904 (6-3)

9/24/1904	NIAGARA	W	26-0	Rochester, NY
10/1/1904	at Cornell	L	6-29	Ithaca, NY
10/8/1904	at Union (NY)	W	6-5	Schenectady, NY
10/15/1904	NYU	W	6-5	Rochester, NY
10/22/1904	ONONDAGA AC	W	58-0	Rochester, NY
10/29/1904	at Colgate	L	5-20	Rochester, NY
11/5/1904	at Hamilton	L	6-28	Clinton, NY
11/12/1904	ST. LAWRENCE	W	44-0	Rochester, NY
11/24/1904	TUFTS	W	16-5	Rochester, NY

1905 (4-3)

9/23/1905	NIAGARA	W	10-5	Rochester, NY
9/30/1905	at Syracuse	L	0-16	Syracuse, NY
10/7/1905	at Hamilton	L	0-29	Clinton, NY
10/14/1905	HOBART	W	16-0	Rochester, NY
10/28/1905	at Colgate	L	12-53	Hamilton, NY
11/4/1905	ST. LAWRENCE	W	28-5	Rochester, NY
11/11/1905	UNION (NY)	W	16-0	Rochester, NY

1906 (2-5-2)

9/22/1906	NIAGARA	T	0-0	Rochester, NY
9/29/1906	at Syracuse	L	0-38	Syracuse, NY
10/6/1906	COLGATE	L	0-18	Rochester, NY
10/13/1906	RENSSELAER	T	0-0	Rochester, NY
10/20/1906	ST. LAWRENCE	W	11-5	Rochester, NY
10/27/1906	at Hamilton	L	0-21	Clinton, NY
11/3/1906	at Hobart	L	0-11	Geneva, NY
11/9/1906	at Alfred	W	18-0	Alfred, NY
11/17/1906	TUFTS	L	0-25	Rochester, NY

1907 (5-4)

9/28/1907	at Syracuse	L	6-40	Syracuse, NY
10/5/1907	NIAGARA	L	7-16	Rochester, NY
10/8/1907	vs Colgate	L	0-41	Utica, NY
10/12/1907	vs St. Lawrence	W	5-0	Canandaigua, NY
10/19/1907	HAMILTON	W	26-9	Rochester, NY
10/26/1907	at Army	L	0-30	West Point, NY
11/2/1907	HOBART	W	11-6	Rochester, NY
11/9/1907	at Union (NY)	W	4-0	Schenectady, NY
11/16/1907	RENSSELAER	W	22-0	Rochester, NY

1908 (7-1-1)

9/26/1908	GEORGE JR. REPUBLIC	W	21-0	Rochester, NY
10/3/1908	at Rensselaer	T	0-0	Troy, NY
10/10/1908	at Hamilton	W	5-0	Clinton, NY
10/17/1908	at Syracuse	L	12-23	Syracuse, NY
10/24/1908	UNION (NY)	W	17-0	Rochester, NY
10/30/1908	vs Alfred	W	37-0	Hornell, NY
11/3/1908	NIAGARA	W	11-0	Rochester, NY
11/7/1908	ST. BONAVENTURE	W	12-0	Rochester, NY
11/14/1908	at Hobart	W	24-4	Geneva, NY

1909 (4-3-1)

9/25/1909	GEORGE JR. REPUBLIC	T	0-0	Rochester, NY
10/2/1909	NIAGARA	W	5-0	Rochester, NY
10/9/1909	at Syracuse	L	0-17	Syracuse, NY
10/16/1909	HAMILTON	W	17-5	Rochester, NY
10/23/1909	at Union (NY)	W	6-3	Schenectady, NY
10/30/1909	RENSSELAER	L	0-9	Rochester, NY
11/6/1909	COLGATE	L	0-21	Rochester, NY
11/13/1909	at Hobart	W	1-0	Geneva, NY



The 1910 team finished with a final record of 4-3-2. The season ended with a 3-0 win over Holy Cross when Ray Brown (front row of team, second from left) drop-kicked a 53-yard field goal. One of the team members was George Abbott (third row from the bottom of the steps, first man on the left). Mr. Abbott became a renowned Broadway playwright.

1910 (4-3-2)

9/24/1910	GEORGE JR. REPUBLIC	L	0-19	Rochester, NY
10/1/1910	ST. BONAVENTURE	W	13-0	Rochester, NY
10/8/1910	at Syracuse	L	0-6	Syracuse, NY
10/15/1910	UNION (NY)	W	8-0	Rochester, NY
10/22/1910	at Hamilton	W	5-2	Clinton, NY
11/5/1910	COLGATE	L	5-6	Rochester, NY
11/12/1910	at Rensselaer	T	0-0	Troy, NY
11/19/1910	HOBART	T	0-0	Rochester, NY
11/24/1910	HOLY CROSS	W	3-0	Rochester, NY

1911 (4-4)

10/7/1911	ST. LAWRENCE	W	16-0	Rochester, NY
10/14/1911	SYRACUSE	L	5-6	Rochester, NY
10/21/1911	HAMILTON	W	23-5	Rochester, NY
10/28/1911	BUCKNELL	L	0-5	Rochester, NY
11/4/1911	at Union (NY)	W	12-0	Schenectady, NY
11/11/1911	RENSSELAER	L	0-5	Rochester, NY
11/18/1911	at Hobart	W	3-0	Geneva, NY
11/30/1911	COLGATE	L	6-11	Rochester, NY

1912 (3-3-2)

10/5/1912	ST. LAWRENCE	W	33-0	Rochester, NY
10/12/1912	at Hamilton	T	6-6	Clinton, NY
10/19/1912	UNION (NY)	T	0-0	Rochester, NY
10/26/1912	at Rensselaer	W	7-6	Troy, NY
11/2/1912	at Syracuse	L	0-28	Syracuse, NY
11/9/1912	at Colgate	L	0-27	Hamilton, NY
11/16/1912	HOBART	L	13-20	Rochester, NY
11/28/1912	GETTYSBURG	W	7-0	Rochester, NY

1913 (6-2)

10/4/1913	ST. LAWRENCE	W	33-0	Rochester, NY
10/11/1913	SYRACUSE	L	0-6	Rochester, NY
10/18/1913	HAMILTON	W	20-0	Rochester, NY
10/25/1913	at Union (NY)	W	6-0	Schenectady, NY
11/1/1913	RENSSELAER	W	21-0	Rochester, NY
11/8/1913	at Colgate	L	0-27	Hamilton, NY
11/15/1913	at Hobart	W	14-0	Geneva, NY
11/22/1913	at Denison	W	26-13	Granville, OH

1914 (3-5)

10/3/1914	ST. LAWRENCE	W	26-0	Rochester, NY
10/10/1914	at Fordham	L	0-21	New York, NY
10/17/1914	at Syracuse	L	0-19	Syracuse, NY
10/24/1914	ALLEGHENY	L	0-6	Rochester, NY
10/31/1914	ST. BONAVENTURE	W	40-0	Rochester, NY
11/7/1914	COLGATE	L	0-18	Rochester, NY
11/14/1914	HOBART	W	6-3	Rochester, NY
11/21/1914	at Rensselaer	L	0-7	Troy, NY

1915 (3-6)

10/2/1915	ST. LAWRENCE	W	6-0	Rochester, NY
10/9/1915	COLGATE	L	0-44	Rochester, NY
10/16/1915	SYRACUSE	L	0-82	Rochester, NY
10/23/1915	at Allegheny	L	0-19	Meadville, PA
10/30/1915	ST. STEPHEN'S	W	53-0	Rochester, NY
11/6/1915	at Hamilton	L	0-7	Clinton, NY
11/13/1915	at Hobart	L	0-12	Geneva, NY
11/20/1915	BUFFALO	L	3-7	Rochester, NY
11/25/1915	CLARKSON	W	61-7	Rochester, NY

1916 (6-3)

10/1/1916	ALFRED	L	0-27	Rochester, NY
10/7/1916	ST. LAWRENCE	W	28-0	Rochester, NY
10/14/1916	CLARKSON	W	49-13	Rochester, NY
10/21/1916	BUFFALO	W	14-2	Rochester, NY
10/28/1916	HAMILTON	W	30-0	Rochester, NY
11/4/1916	HOBART	W	25-0	Rochester, NY
11/11/1916	at Colgate	L	6-35	Hamilton, NY
11/18/1916	ALLEGHENY	L	0-7	Rochester, NY
11/30/1916	VERMONT	W	10-7	Rochester, NY

1917 (1-4-1)

10/6/1917	ST. LAWRENCE	T	0-0	Rochester, NY
10/20/1917	BUFFALO	L	0-28	Rochester, NY
10/27/1917	at Hamilton	L	0-14	Clinton, NY
11/3/1917	at Oberlin	L	0-20	Oberlin, OH
11/10/1917	WESLEYAN (CT)	L	6-27	Rochester, NY
11/17/1917	at Hobart	W	9-0	Geneva, NY

1918 (3-1)

10/26/1918	SCHOOL OF AIR PHOTO.	W	33-0	Rochester, NY
11/9/1918	at Buffalo	L	6-19	Buffalo, NY
11/16/1918	SCHOOL OF AIR PHOTO.	W	17-0	Rochester, NY
11/28/1918	HOBART	W	29-0	Rochester, NY

1919 (3-3-2)

10/11/1919	ST. LAWRENCE	L	3-6	Rochester, NY
10/18/1919	at Princeton	L	0-34	Princeton, NJ
10/25/1919	CLARKSON	W	27-0	Rochester, NY
11/1/1919	BUFFALO	W	33-0	Rochester, NY
11/8/1919	at Colgate	L	0-21	Hamilton, NY
11/15/1919	RENSSELAER	W	23-6	Rochester, NY
11/22/1919	HAMILTON	T	0-0	Rochester, NY



The teams of the 1920s (above) starred Bert Van Horn among others.

11/27/1919	HOBART	T	0-0	Rochester, NY
------------	--------	---	-----	---------------

1920 (3-5-1)

11/2/1920	at Cornell	L	6-13	Ithaca, NY
11/9/1920	ST. LAWRENCE	L	17-24	Rochester, NY
10/16/1920	at Lehigh	L	0-41	Bethlehem, PA
10/23/1920	FRANK. & MARSH.	L	0-14	Rochester, NY
10/30/1920	WESLEYAN (CT)	L	0-21	Rochester, NY
11/6/1920	COLGATE	W	21-14	Rochester, NY
11/13/1920	at Hamilton	W	7-0	Clinton, NY
11/20/1920	CLARKSON	W	26-7	Rochester, NY
11/25/1920	HOBART	T	14-14	Rochester, NY

1921 (5-4)

10/1/1921	NIAGARA	W	7-0	Rochester, NY
10/8/1921	at Cornell	L	0-55	Ithaca, NY
10/15/1921	ST. LAWRENCE	W	29-0	Rochester, NY
10/22/1921	at Union (NY)	W	28-7	Schenectady, NY
10/29/1921	RENSSELAER	W	6-3	Rochester, NY
11/5/1921	COLGATE	L	0-41	Rochester, NY
11/12/1921	HAMILTON	W	7-0	Rochester, NY
11/19/1921	CLARKSON	L	0-6	Rochester, NY
11/24/1921	HOBART	L	0-14	Rochester, NY

1922 (6-2-1)

9/30/1922	ST. LAWRENCE	T	7-7	Rochester, NY
10/7/1922	at Hamilton	W	19-0	Clinton, NY
10/14/1922	WESTMINSTER (PA)	W	7-0	Rochester, NY
10/21/1922	UNION (NY)	T	7-7	Rochester, NY
10/28/1922	at Rensselaer	L	7-17	Troy, NY
11/4/1922	BUFFALO	W	19-10	Rochester, NY
11/11/1922	at Colgate	L	0-40	Hamilton, NY
11/18/1922	NIAGARA	W	27-7	Rochester, NY
11/30/1922	HOBART	W	15-14	Rochester, NY

1923 (2-7)

9/29/1923	NIAGARA	L	7-19	Rochester, NY
10/6/1923	at NYU	L	0-7	New York, NY
10/13/1923	HAMILTON	W	13-0	Rochester, NY
10/20/1923	at Union (NY)	L	0-7	Schenectady, NY
10/27/1923	ALLEGHENY	L	6-49	Rochester, NY
11/3/1923	RENSSELAER	L	7-9	Rochester, NY
11/10/1923	COLGATE	L	0-49	Rochester, NY
11/17/1923	at Buffalo	W	13-6	Buffalo, NY
11/29/1923	HOBART	L	0-10	Rochester, NY

1924 (4-5)

9/27/1924	NIAGARA	L	0-6	Rochester, NY
10/4/1924	at Wesleyan (CT)	L	10-20	Middletown, CT
10/11/1924	at Hamilton	L	16-30	Clinton, NY
10/18/1924	ALFRED	W	3-0	Rochester, NY
10/25/1924	ST. LAWRENCE	W	24-7	Rochester, NY
11/1/1924	at Rensselaer	W	7-3	Troy, NY
11/8/1924	BUFFALO	W	21-7	Rochester, NY
11/15/1924	ST. STEPHEN'S	L	0-22	Rochester, NY
11/27/1924	HOBART	L	17-42	Rochester, NY

1925 (1-7-1)

9/26/1925	at Amherst	L	0-23	Amherst, MA
10/3/1925	HAMILTON	L	0-8	Rochester, NY
10/10/1925	NIAGARA	L	0-55	Rochester, NY
10/17/1925	at Buffalo	T	0-0	Buffalo, NY
10/24/1925	CLARKSON	L	0-19	Rochester, NY
10/31/1925	at Oberlin	L	0-24	Oberlin, OH
11/7/1925	ALFRED	W	13-0	Rochester, NY
11/14/1925	RENSSELAER	L	0-6	Rochester, NY
11/26/1925	HOBART	L	6-17	Rochester, NY

1926 (3-5-1)

9/25/1926	at Amherst	L	0-33	Amherst, MA
10/2/1926	ALFRED	W	6-0	Rochester, NY
10/9/1926	at Hamilton	L	0-20	Clinton, NY
10/16/1926	WESLEYAN (CT)	L	6-27	Rochester, NY
10/23/1926	OBERLIN	L	0-18	Rochester, NY
10/30/1926	BUFFALO	W	32-0	Rochester, NY

11/6/1926	CLARKSON	T	0-0	Rochester, NY
-----------	----------	---	-----	---------------

1927 (6-2)

11/13/1926	at Rensselaer	W	47-6	Troy, NY
11/25/1926	HOBART	L	6-13	Rochester, NY
10/1/1927	ALFRED	W	13-0	Rochester, NY
10/8/1927	HAMILTON	W	18-0	Rochester, NY
10/15/1927	KENYON	W	34-6	Rochester, NY
10/22/1927	at Buffalo	W	46-0	Buffalo, NY
10/29/1927	CLARKSON	W	19-13	Rochester, NY
11/5/1927	at Union (NY)	L	14-20	Schenectady, NY
11/12/1927	WESLEYAN (CT)	W	7-0	Rochester, NY
11/19/1927	HOBART	L	7-33	Rochester, NY

1928 (5-2-1)

10/6/1928	ALFRED	W	7-0	Rochester, NY
10/13/1928	at Hamilton	T	13-13	Clinton, NY
10/20/1928	at Wesleyan (CT)	L	13-14	Middletown, CT
10/27/1928	BUFFALO	W	32-0	Rochester, NY
11/3/1928	OBERLIN	L	12-19	Rochester, NY
11/10/1928	UNION (NY)	W	36-0	Rochester, NY
11/17/1928	RENSSELAER	W	37-6	Rochester, NY
11/24/1928	HOBART	W	20-18	Rochester, NY

1929 (6-2-1)

9/28/1929	at Wesleyan (CT)	W	13-6	Middletown, CT
10/4/1929	at Alfred	W	27-0	Alfred, NY
10/12/1929	HAMILTON	L	0-6	Rochester, NY
10/19/1929	at Rensselaer	W	13-0	Troy, NY
10/26/1929	at Buffalo	W	20-0	Buffalo, NY
11/2/1929	SPRINGFIELD	T	7-7	Rochester, NY
11/9/1929	at Union (NY)	L	0-7	Schenectady, NY
11/16/1929	CLARKSON	W	34-0	Rochester, NY
11/23/1929	HOBART	W	13-0	Rochester, NY

1930 (7-2)

9/27/1930	at Williams	L	0-20	Williamstown, MA
10/4/1930	OBERLIN	W	13-0	Rochester, NY
10/11/1930	at Hamilton	W	19-0	Clinton, NY
10/18/1930	WESLEYAN (CT)	L	0-13	Rochester, NY
10/25/1930	KENYON	W	13-6	Rochester, NY
11/1/1930	BUFFALO	W	24-7	Rochester, NY
11/8/1930	UNION (NY)	W	14-13	Rochester, NY
11/15/1930	CLARKSON	W	26-7	Rochester, NY
11/22/1930	HOBART	W	28-0	Rochester, NY

1931 (3-5-1)

9/26/1931	at Wesleyan (CT)	L	3-6	Middletown, CT
10/3/1931	at Alfred	W	12-6	Alfred, NY
10/10/1931	HAMILTON	W	13-6	Rochester, NY
10/17/1931	WILLIAMS	L	6-13	Rochester, NY
10/24/1931	BALDWIN WALLACE	T	6-6	Rochester, NY
10/31/1931	at Buffalo	W	14-7	Buffalo, NY
11/7/1931	at Union (NY)	L	0-13	Schenectady, NY
11/14/1931	CLARKSON	L	0-7	Rochester, NY
11/21/1931	HOBART	L	6-13	Rochester, NY

1932 (4-5)

9/24/1932	at Williams	L	0-6	Williamstown, MA
10/1/1932	ALFRED	W	8-6	Rochester, NY
10/8/1932	at Hamilton	L	7-14	Clinton, NY
10/15/1932	at Oberlin	W	2-0	Oberlin, OH
10/22/1932	BUFFALO	W	12-7	Rochester, NY
10/29/1932	HOBART	L	0-6	Rochester, NY
11/5/1932	UNION (NY)	L	0-28	Rochester, NY
11/12/1932	KENYON	W	13-0	Rochester, NY
11/19/1932	WESLEYAN (CT)	L	0-13	Rochester, NY

1933 (1-6-1)

9/30/1933	OBERLIN	L	0-12	Rochester, NY
10/7/1933	ALFRED	L	0-6	Rochester, NY
10/14/1933	HAMILTON	L	6-12	Rochester, NY
10/21/1933	RENSSELAER	W	14-6	Rochester, NY
10/28/1933	KENYON	L	0-18	Rochester, NY
11/4/1933	HOBART	T	0-0	Rochester, NY
11/11/1933	at Union (NY)	L	0-13	Schenectady, NY
11/18/1933	WESLEYAN (CT)	L	0-15	Rochester, NY

1934 (5-2)

10/6/1934	OBERLIN	W	7-6	Rochester, NY
10/13/1934	KENYON	W	19-0	Rochester, NY
10/20/1934	at Amherst	L	7-35	Amherst, MA
10/27/1934	at Hamilton	L	0-13	Clinton, NY
11/3/1934	HOBART	W	20-7	Rochester, NY
11/10/1934	UNION (NY)	W	25-8	Rochester, NY
11/17/1934	at Wesleyan (CT)	W	20-7	Middletown, CT

1935 (1-6)

10/5/1935	at Oberlin	W	7-0	Oberlin, OH
10/12/1935	KENYON	L	6-18	Rochester, NY
10/19/1935	AMHERST	L	0-12	Rochester, NY
10/26/1935	HAMILTON	L	0-13	Rochester, NY
11/2/1935	HOBART	L	14-34	Rochester, NY
11/9/1935	at Union (NY)	L	12-13	Schenectady, NY
11/16/1935	WESLEYAN (CT)	L	0-34	Rochester, NY

1936 (2-5)

10/3/1936	OBERLIN	W	34-0	Rochester, NY
10/10/1936	BUFFALO	L	2-29	Rochester, NY
10/17/1936	at Amherst	L	6-41	Amherst, MA
10/24/1936	at Hamilton	W	18-7	Clinton, NY
10/31/1936	HOBART	L	13-21	Rochester, NY
11/7/1936	UNION (NY)	L	0-7	Rochester, NY
11/14/1936	at Wesleyan (CT)	L	19-35	Middletown, CT

1937 (0-7)

10/2/1937	at Oberlin	L	0-2	Oberlin, OH
10/9/1937	at Buffalo	L	7-12	Buffalo, NY
10/16/1937	AMHERST	L	0-41	Rochester, NY
10/23/1937	HAMILTON	L	0-16	Rochester, NY
10/30/1937	HOBART	L	0-19	Rochester, NY
11/6/1937	at Union (NY)	L	0-12	Schenectady, NY
11/13/1937	WESLEYAN (CT)	L	0-6	Rochester, NY

1938 (2-4-1)

10/1/1938	OBERLIN	T	6-6	Rochester, NY
10/8/1938	RENSSELAER	W	14-0	Rochester, NY
10/15/1938	at Amherst	L	6-41	Amherst, MA
10/22/1938	at Hamilton	W	17-0	Clinton, NY
10/29/1938	HOBART	L	0-40	Rochester, NY
11/5/1938	UNION (NY)	L	13-20	Rochester, NY
11/12/1938	at Wesleyan (CT)	L	13-20	Middletown, CT

1939 (0-7)

10/7/1939	at Oberlin	L	0-12	Oberlin, OH
10/14/1939	at Rensselaer	L	6-26	Troy, NY
10/21/1939	AMHERST	L	0-32	Rochester, NY
10/28/1939	HAMILTON	L	6-7	Rochester, NY
11/4/1939	TRINITY (CT)	L	0-46	Rochester, NY
11/11/1939	at Union (NY)	L	0-46	Schenectady, NY
11/18/1939	HOBART	L	0-23	Rochester, NY

1940 (4-3)

10/5/1940	at Oberlin	L	12-20	Oberlin, OH
10/12/1940	DENISON	W	18-6	Rochester, NY
10/19/1940	at Amherst	L	0-26	Amherst, MA
10/26/1940	at Hamilton	W	12-7	Clinton, NY
11/2/1940	KENYON	W	32-0	Rochester, NY
11/9/1940	UNION (NY)	W	40-6	Rochester, NY
11/16/1940	HOBART	L	7-18	Rochester, NY

1941 (6-1)

10/4/1941	OBERLIN	W	13-6	Rochester, NY
10/11/1941	KENYON	W	13-0	Rochester, NY
10/18/1941	AMHERST	L	2-7	Rochester, NY
10/25/1941	HAMILTON	W	19-7	Rochester, NY
11/1/1941	ALLEGHENY	W	34-0	Rochester, NY
11/8/1941	at Union (NY)	W	19-6	Schenectady, NY
11/15/1941	HOBART	W	19-7	Rochester, NY

1942 (7-1)

9/26/1942	at DePauw	W	25-0	Greencastle, IN
10/3/1942	WASH. & JEFF.	W	30-0	Rochester, NY
10/10/1942	RENSSELAER	W	14-0	Rochester, NY
10/17/1942	at Amherst	L	0-6	Amherst, MA
10/24/1942	at Hamilton	W	33-0	Clinton, NY
10/31/1942	ALLEGHENY	W	41-0	Rochester, NY
11/7/1942	UNION (NY)	W	40-2	Rochester, NY
11/14/1942	HOBART	W	59-0	Rochester, NY

1943 (6-1)

9/11/1943	BALDWIN WALLACE	W	14-6	Rochester, NY
9/18/1943	at Yale	W	14-12	New Haven, CT
9/25/1943	COLGATE	L	0-7	Rochester, NY

**Unbeaten 1952 Football Team**

First Row: J. Brennan, R. Von der Heide, W. Secor, W. Seeler, D. Bardell, M. Gallagher, W. Sharp, D. Hyde, J. Stampfli. Second Row: John Sullivan (asst. coach), W. Cook, J. Kirchner, E. Faust, J. Healy, J. Ging, R. Diefendorf, M. Petrilli, P. Curwen, J. Armstrong, Charles Bambace (asst. coach). Third Row: Cliff MacLeod (trainer), T. Gibbons, R. O'Mara, R. MacDonald, J. Hilbert, R. Dennison, E. Lewis, B. Bower, E. Mehrhoff. Fourth Row: R. Devereaux, B. Moses, J. Burkley, C. Musgrave, D. River, R. Dewar, D. Gay, Robert Mathieu (asst. manager). Fifth Row: W. Jennings, B. MacPherson, H. Akulian, J. Cianciosi, C. Garnsey, R. Nagel, D. Bartlett, R. Granger, Paul Bitgood (line coach). Sixth Row: K. Lasher, D. Brady, R. Zappia, W. Keller, T. Keller, G. Barron, R. Friedlander, H. Skehan, Elmer Burnham (head coach).

10/2/1943	CARNEGIE MELLON	W	16-0	Rochester, NY
10/9/1943	RENSSELAER	W	26-0	Rochester, NY
10/16/1943	at Colgate	W	14-6	Hamilton, NY
10/30/1943	CASE INSTITUTE	W	39-9	Rochester, NY

1944 (5-3)

9/8/1944	BALDWIN WALLACE	L	19-33	Rochester, NY
9/16/1944	at Rensselaer	W	13-0	Troy, NY
9/23/1944	at Union (NY)	W	27-7	Schenectady, NY
9/30/1944	at Colgate	W	20-13	Hamilton, NY
10/7/1944	MIAMI (OH)	L	7-19	Rochester, NY
10/14/1944	at Oberlin	W	13-7	Oberlin, OH
10/28/1944	at Yale	L	0-32	New Haven, CT
11/4/1944	CASE INSTITUTE	W	19-0	Rochester, NY

1945 (3-4)

9/1/1945	CASE INSTITUTE	W	26-6	Rochester, NY
9/8/1945	BALDWIN WALLACE	W	13-7	Rochester, NY
9/15/1945	OBERLIN	L	12-27	Rochester, NY
9/29/1945	at Colgate	L	0-48	Hamilton, NY
10/6/1945	RENSSELAER	L	14-25	Rochester, NY
10/13/1945	at Harvard	L	13-21	Cambridge, MA
11/3/1945	at NYU	W	19-3	New York, NY

1946 (3-4-1)

9/28/1946	at Clarkson	L	6-7	Potsdam, NY
10/5/1946	UNION (NY)	W	30-14	Rochester, NY
10/12/1946	DEPAUW	W	32-6	Rochester, NY
10/19/1946	NYU	L	0-6	Rochester, NY
10/26/1946	HAMILTON	W	41-14	Rochester, NY
11/2/1946	at Rensselaer	T	7-7	Troy, NY
11/9/1946	at Vermont	L	6-19	Burlington, VT
11/16/1946	HOBART	L	0-12	Rochester, NY

1947 (6-1-1)

9/27/1947	CLARKSON	W	19-0	Rochester, NY
10/4/1947	at Union (NY)	W	18-13	Schenectady, NY
10/11/1947	at DePauw	L	12-13	Greencastle, IN
10/18/1947	TUFTS	W	14-0	Rochester, NY
10/25/1947	at Hamilton	W	48-7	Clinton, NY
11/1/1947	RENSSELAER	W	13-6	Rochester, NY
11/8/1947	VERMONT	W	7-6	Rochester, NY
11/15/1947	HOBART	T	7-7	Rochester, NY

1948 (4-4-1)

9/25/1948	AMHERST	L	6-26	Rochester, NY
10/2/1948	UNION (NY)	L	6-19	Rochester, NY
10/9/1948	DEPAUW	W	13-6	Rochester, NY
10/16/1948	at Tufts	L	6-26	Medford, MA
10/23/1948	SAMPSON	W	19-9	Rochester, NY
10/30/1948	at Rensselaer	W	14-7	Troy, NY
11/6/1948	at Vermont	T	14-14	Burlington, VT
11/13/1948	CLARKSON	W	47-0	Rochester, NY
11/20/1948	WESLEYAN (CT)	L	0-26	Rochester, NY

1949 (3-6)

9/24/1949	at Clarkson	W	20-7	Potsdam, NY
10/1/1949	at Union (NY)	L	7-27	Schenectady, NY
10/8/1949	WILLIAMS	L	0-35	Rochester, NY
10/15/1949	BROCKPORT	W	46-23	Rochester, NY
10/29/1949	at Massachusetts	W	27-20	Amherst, MA
10/29/1949	RENSSELAER	L	13-20	Rochester, NY
11/5/1949	VERMONT	L	0-14	Rochester, NY
11/12/1949	ST. LAWRENCE	L	6-52	Rochester, NY
11/19/1949	at Wesleyan (CT)	L	7-20	Middletown, CT

1950 (1-4-3)

9/23/1950	CLARKSON	T	7-7	Rochester, NY
9/30/1950	ALLEGHENY	T	12-12	Rochester, NY
10/7/1950	at Williams	L	0-29	Williamstown, MA
10/14/1950	UNION (NY)	T	7-7	Rochester, NY
10/21/1950	VERMONT	W	25-12	Rochester, NY
10/28/1950	at Rensselaer	L	0-7	Troy, NY
11/4/1950	at Oberlin	L	7-13	Oberlin, OH
11/11/1950	ST. LAWRENCE	L	19-21	Rochester, NY

1951 (7-1)

9/22/1951	CLARKSON	W	31-7	Rochester, NY
9/29/1951	at Allegheny	W	10-6	Meadville, PA
10/6/1951	AMHERST	W	21-6	Rochester, NY
10/13/1951	at Union (NY)	W	21-7	Schenectady, NY
10/20/1951	at Vermont	W	7-0	Burlington, VT
10/27/1951	RENSSELAER	W	20-7	Rochester, NY
11/3/1951	OBERLIN	W	14-0	Rochester, NY
11/10/1951	at St. Lawrence	L	6-41	Canton, NY

1952 (8-0)

9/27/1952	MERCHANT MARINE	W	20-7	Rochester, NY
10/4/1952	at Williams	W	12-7	Williamstown, MA
10/11/1952	UNION (NY)	W	27-14	Rochester, NY
10/18/1952	VERMONT	W	12-7	Rochester, NY
10/25/1952	at Rensselaer	W	41-14	Troy, NY
11/1/1952	at Oberlin	W	34-13	Oberlin, OH
11/8/1952	HAMILTON	W	33-6	Rochester, NY
11/15/1952	ALLEGHENY	W	38-0	Rochester, NY

1953 (4-3)

9/26/1953	at Allegheny	W	13-6	Meadville, PA
10/3/1953	WILLIAMS	L	6-14	Rochester, NY
10/10/1953	at Union (NY)	W	21-7	Schenectady, NY
10/17/1953	at Vermont	L	7-28	Burlington, VT
10/24/1953	RENSSELAER	L	31-32	Rochester, NY
10/31/1953	OBERLIN	W	25-12	Rochester, NY
11/14/1953	MERCHANT MARINE	W	25-10	Rochester, NY



Unbeaten 1958 Football Team

First Row: D. Crowell, D. Haefle, R. Knight, J. Faulk, J. Cook, J. Wermecke. Second Row: Coach Sullivan, J. Winter, J. McComb, J. Parrinello, W. Campbell, G. Salemi, Capt. L. Palvino, C. Briggs, C. Nielson, J. Vangelo, P. Violas, C. Violette, Trainer Dubrille. Third Row: Manager G. Rogus, Head Coach Burnham, D. Carlson, A. Saluste, A. Baker, R. Berglund, W. Heineman, R. Baker, H. Mather, G. Hole, F. Caravalo, Trainer Bell, Coach Smith, Coach Bitgood.

1954 (5-3)

9/25/1954	OHIO WESLEYAN	L	7-33	Rochester, NY
10/2/1953	at Williams	W	19-0	Williamstown, MA
10/9/1954	UNION (NY)	W	26-0	Rochester, NY
10/16/1954	VERMONT	L	12-19	Rochester, NY
10/23/1954	at Merchant Marine	W	13-7	Kings Point, NY
10/30/1954	at Oberlin	W	26-7	Oberlin, OH
11/6/1954	TUFTS	L	19-20	Rochester, NY
11/13/1954	at Rensselaer	W	38-13	Troy, NY

1955 (3-5)

9/24/1955	at Ohio Wesleyan	L	19-26	Delaware, OH
10/1/1955	WILLIAMS	L	7-12	Rochester, NY
10/8/1955	at Union (NY)	L	0-20	Schenectady, NY
10/15/1955	at Vermont	L	12-21	Burlington, VT
10/22/1955	MERCHANT MARINE	W	44-0	Rochester, NY
10/29/1955	at Oberlin	W	20-7	Rochester, NY
11/5/1955	at Tufts	L	0-34	Medford, MA
11/12/1955	RENSSELAER	W	34-7	Rochester, NY

1956 (4-4)

9/29/1956	at Rensselaer	W	13-6	Troy, NY
10/6/1956	at Hobart	L	0-20	Geneva, NY
10/1/1956	UNION (NY)	W	6-0	Rochester, NY
10/20/1956	VERMONT	L	0-6	Rochester, NY
10/27/1956	at Merchant Marine	W	46-0	Kings Point, NY
11/3/1956	WESLEYAN (CT)	L	7-24	Rochester, NY
11/10/1956	TUFTS	L	14-51	Rochester, NY
11/17/1956	at Wash. & Jeff.	W	13-0	Washington, PA

1957 (5-3)

9/28/1957	RENSSELAER	W	32-6	Rochester, NY
10/5/1957	HOBART	L	20-27	Rochester, NY
10/12/1957	at Union (NY)	W	33-18	Schenectady, NY
10/19/1957	at Vermont	W	14-6	Burlington, VT
10/26/1957	MERCHANT MARINE	W	30-0	Rochester, NY
11/2/1957	DEPAUW	L	18-39	Rochester, NY
11/9/1957	at Tufts	L	13-47	Medford, MA
11/16/1957	WASH. & JEFF.	W	25-12	Rochester, NY

1958 (8-0)

9/28/1958	ALLEGHENY	W	20-0	Rochester, NY
10/4/1958	at Hobart	W	24-0	Geneva, NY
10/11/1958	UNION (NY)	W	47-0	Rochester, NY
10/18/1958	VERMONT	W	46-0	Rochester, NY
10/25/1958	at Merchant Marine	W	20-0	Kings Point, NY
11/1/1958	at DePauw	W	20-6	Greencastle, IN
11/8/1958	TUFTS	W	46-6	Rochester, NY
11/25/1958	at Rensselaer	W	34-7	Troy, NY

1959 (7-1)

9/26/1959	at Allegheny	W	6-0	Meadville, PA
10/3/1959	HOBART	W	34-7	Rochester, NY
10/10/1959	at Union (NY)	W	62-8	Schenectady, NY
10/17/1959	at Vermont	W	27-6	Burlington, VT
10/24/1959	MERCHANT MARINE	W	27-0	Rochester, NY
10/31/1959	DEPAUW	W	20-0	Rochester, NY
11/7/1959	at Tufts	L	0-20	Medford, MA
11/14/1959	RENSSELAER	W	31-0	Rochester, NY

1960 (6-2)

9/17/1960	ST. LAWRENCE	W	6-0	Rochester, NY
9/24/1960	HAMILTON	W	14-6	Rochester, NY
10/1/1960	at Hobart	L	0-6	Geneva, NY
10/8/1960	UNION (NY)	W	14-0	Rochester, NY
10/15/1960	VERMONT	W	20-8	Rochester, NY
10/22/1960	at Carnegie Mellon	W	29-15	Pittsburgh, PA
10/29/1960	at DePauw	L	14-20	Greencastle, IN
11/12/1960	at Rensselaer	W	38-6	Troy, NY

1961 (5-3)

9/23/1961	at St. Lawrence	L	0-7	Canton, NY
9/30/1961	at Hamilton	W	24-14	Clinton, NY
10/7/1961	HOBART	W	27-6	Rochester, NY
10/14/1961	at Union (NY)	L	0-15	Schenectady, NY
10/21/1961	at Vermont	L	0-18	Burlington, VT
10/28/1961	CARNEGIE MELLON	W	15-7	Rochester, NY
11/11/1961	WASHINGTON-ST. LOUIS	W	20-6	Rochester, NY
11/18/1961	RENSSELAER	W	37-0	Rochester, NY

1962 (4-3-1)

9/29/1962	HAMILTON	T	8-8	Rochester, NY
10/6/1962	at Hobart	W	14-0	Geneva, NY
10/13/1962	UNION (NY)	W	40-6	Rochester, NY
10/20/1962	at Findlay	L	12-34	Findlay, OH
10/27/1962	at Allegheny	W	13-9	Meadville, PA
11/3/1962	ST. LAWRENCE	L	7-18	Rochester, NY
11/10/1962	at Washington-St. Louis	L	20-38	St. Louis, MO
11/17/1962	at Rensselaer	W	45-0	Troy, NY

1963 (4-3-1)

9/21/1963	DENISON	L	6-7	Rochester, NY
9/28/1963	at Hamilton	L	28-34	Clinton, NY
10/5/1963	HOBART	T	20-20	Rochester, NY
10/12/1963	at Union (NY)	W	20-12	Schenectady, NY
10/19/1963	ALLEGHENY	L	12-24	Rochester, NY
11/2/1963	at St. Lawrence	W	12-6	Canton, NY
11/9/1963	CARNEGIE MELLON	W	32-7	Rochester, NY
11/16/1963	RENSSELAER	W	44-3	Rochester, NY

1964 (6-2)

9/19/1964	at Denison	L	7-20	Granville, OH
9/26/1964	HAMILTON	W	14-0	Rochester, NY
10/3/1964	at Hobart	W	38-20	Geneva, NY
10/10/1964	UNION (NY)	W	20-14	Rochester, NY
10/24/1964	ALFRED	W	25-18	Rochester, NY
10/31/1964	ST. LAWRENCE	L	7-14	Rochester, NY
11/7/1964	at Carnegie Mellon	W	35-18	Pittsburgh, PA
11/14/1964	at Rensselaer	W	40-14	Troy, NY

1965 (5-3)

9/18/1965	DENISON	W	18-0	Rochester, NY
9/25/1965	at Hamilton	L	6-20	Clinton, NY
10/2/1965	HOBART	W	14-13	Rochester, NY
10/9/1965	at Union (NY)	L	14-35	Schenectady, NY
10/16/1965	AMHERST	L	6-32	Rochester, NY
10/23/1965	at Alfred	W	6-0	Alfred, NY
10/30/1965	at St. Lawrence	W	14-13	Canton, NY
11/13/1965	RENSSELAER	W	28-12	Rochester, NY

1966 (3-5)

9/17/1966	at Denison	L	18-56	Granville, OH
9/24/1966	HAMILTON	W	25-16	Rochester, NY
10/1/1966	at Williams	L	14-21	Williamstown, MA
10/8/1966	UNION (NY)	W	32-0	Rochester, NY
10/15/1966	at Amherst	L	20-34	Amherst, MA
10/22/1966	ALFRED	L	8-13	Rochester, NY
10/29/1966	ST. LAWRENCE	W	40-6	Rochester, NY
11/12/1966	at Rensselaer	L	6-36	Troy, NY

1967 (4-4)

9/23/1967	DENISON	L	12-14	Rochester, NY
9/30/1967	at Hamilton	W	42-21	Clinton, NY
10/7/1967	WILLIAMS	L	12-13	Rochester, NY
10/14/1967	at Union (NY)	L	6-13	Schenectady, NY
10/21/1967	AMHERST	W	13-12	Rochester, NY
10/28/1967	at Alfred	L	21-24	Alfred, NY
11/4/1967	at St. Lawrence	W	14-0	Canton, NY
11/18/1967	RENSSELAER	W	24-6	Rochester, NY

1968 (4-4)

9/28/1968	HAMILTON	W	14-6	Rochester, NY
10/5/1968	at Williams	L	6-7	Williamstown, MA
10/12/1968	UNION (NY)	L	7-21	Rochester, NY
10/19/1968	at Amherst	L	0-26	Amherst, MA
10/26/1968	ALFRED	W	33-0	Rochester, NY
11/2/1968	ST. LAWRENCE	W	37-7	Rochester, NY
11/9/1968	at Coast Guard	W	42-14	New London, CT
11/16/1968	at Allegheny	L	19-42	Meadville, PA

1969 (6-3)

9/20/1969	MOUNT UNION	L	14-20	Rochester, NY
9/27/1969	at Hamilton	W	34-6	Clinton, NY
10/4/1969	WILLIAMS	W	21-9	Rochester, NY
10/11/1969	at Union (NY)	W	34-28	Schenectady, NY
10/18/1969	AMHERST	W	26-20	Rochester, NY
10/25/1969	at Alfred	L	13-29	Alfred, NY
11/1/1969	at St. Lawrence	L	20-31	Canton, NY
11/8/1969	at Hobart	W	7-3	Geneva, NY
11/15/1969	ALLEGHENY	W	32-0	Rochester, NY

1970 (8-1)

9/19/1970	at Mount Union	L	30-61	Alliance, OH
9/26/1970	HAMILTON	W	20-15	Rochester, NY
10/3/1970	at Williams	W	35-22	Williamstown, MA
10/10/1970	UNION (NY)	W	6-3	Rochester, NY
10/17/1970	at Amherst	W	14-9	Amherst, MA
10/24/1970	TRINITY (CT)	W	24-7	Rochester, NY
10/31/1970	ST. LAWRENCE	W	36-14	Rochester, NY
11/7/1970	HOBART	W	27-20	Rochester, NY
11/14/1970	at Tufts	W	54-26	Medford, MA

1971 (6-3)

9/18/1971	WASHINGTON-ST. LOUIS	W	35-20	Rochester, NY
9/25/1971	at Hamilton	W	39-0	Clinton, NY
10/2/1971	WILLIAMS	W	49-25	Rochester, NY
10/9/1971	at Union (NY)	W	21-13	Schenectady, NY
10/16/1971	AMHERST	L	6-14	Rochester, NY
10/23/1971	at Trinity (CT)	L	21-37	Hartford, CT
10/30/1971	at St. Lawrence	L	0-35	Canton, NY
10/13/1971	TUFTS	W	28-14	Rochester, NY
11/20/1971	at Hobart	W	41-14	Geneva, NY

1972 (1-8)

9/23/1972	WASHINGTON-ST. LOUIS	L	14-15	Rochester, NY
9/30/1972	HAMILTON	W	20-7	Rochester, NY
10/7/1972	at Williams	L	0-3	Williamstown, MA
10/14/1972	UNION (NY)	L	6-17	Rochester, NY
10/21/1972	at Amherst	L	0-21	Amherst, MA
10/28/1972	TRINITY (CT)	L	6-28	Rochester, NY
11/4/1972	ST. LAWRENCE	L	19-24	Rochester, NY
11/11/1972	at Lehigh	L	14-38	Bethlehem, PA
11/18/1972	at Tufts	L	6-31	Medford, MA

1973 (6-3)

9/22/1973	at Washington-St. Louis	L	21-30	St. Louis, MO
9/29/1973	at Hamilton	W	22-19	Clinton, NY
10/6/1973	WILLIAMS	W	21-7	Rochester, NY
10/13/1973	UNION (NY)	W	37-0	Schenectady, NY
10/20/1973	AMHERST	L	14-39	Rochester, NY
10/27/1973	at Trinity (CT)	W	24-7	Hartford, CT
11/3/1973	at St. Lawrence	W	14-12	Canton, NY
11/10/1973	LEHIGH	L	12-42	Rochester, NY
11/17/1973	TUFTS	W	32-0	Rochester, NY

1974 (3-6)

9/21/1974	WASHINGTON-ST. LOUIS	L	12-13	Rochester, NY
9/28/1974	BROCKPORT	W	38-7	Rochester, NY
10/5/1974	at Williams	L	0-38	Williamstown, MA
10/12/1974	UNION (NY)	W	13-6	Rochester, NY
10/19/1974	at Amherst	L	0-27	Amherst, MA
10/26/1974	at Vermont	L	12-21	Burlington, VT
11/2/1974	ST. LAWRENCE	L	16-19	Rochester, NY
11/9/1974	ALFRED	W	10-7	Rochester, NY
11/16/1974	at Tufts	L	21-22	Medford, MA

1975 (5-4)

9/20/1975	at Washington-St. Louis	W	21-7	St. Louis, MO
9/27/1975	at Canisius	W	18-17	Buffalo, NY
10/4/1975	WILLIAMS	L	7-16	Rochester, NY
10/11/1975	at Union (NY)	W	30-14	Schenectady, NY
10/18/1975	AMHERST	L	12-23	Rochester, NY
10/25/1975	BROCKPORT	W	20-8	Rochester, NY
11/1/1975	at St. Lawrence	L	0-28	Canton, NY
11/8/1975	at Alfred	L	13-21	Alfred, NY
11/15/1975	TUFTS	W	31-28	Rochester, NY

1976 (4-4-1)

9/18/1976	SETON HALL	L	19-31	Rochester, NY
9/25/1976	CANISIUS	W	21-7	Rochester, NY
10/2/1976	at Georgetown	W	21-0	Washington, DC
10/9/1976	at Hobart	W	17-0	Geneva, NY
10/16/1976	WAGNER	T	20-20	Rochester, NY
10/23/1976	WASHINGTON-ST. LOUIS	L	0-12	Rochester, NY
10/30/1976	at St. Lawrence	L	0-47	Canton, NY
11/6/1976	ALFRED	W	14-10	Rochester, NY
11/13/1976	BUCKNELL	L	7-21	Rochester, NY

1977 (6-3)

9/17/1977	at Canisius	W	24-7	Buffalo, NY
9/24/1977	SETON HALL	W	41-6	Rochester, NY
10/1/1977	GEORGETOWN	W	28-14	Rochester, NY
10/8/1977	HOBART	W	29-15	Rochester, NY
10/15/1977	at Wagner	W	35-0	Staten Island, NY
10/22/1977	at Washington-St. Louis	L	10-12	St. Louis, MO
10/29/1977	ST. LAWRENCE	L	6-23	Rochester, NY
11/5/1977	at Alfred	W	24-8	Alfred, NY
11/12/1977	at Bucknell	L	14-40	Lewisburg, PA

1978 (5-4)

9/9/1978	at Brockport	W	21-13	Brockport, NY
9/16/1978	CANISIUS	W	15-14	Rochester, NY
9/23/1978	FORDHAM	L	3-14	Rochester, NY
9/30/1978	WASHINGTON-ST. LOUIS	L	10-11	Rochester, NY
10/7/1978	at Hobart	W	24-6	Geneva, NY
10/21/1978	WAGNER	W	28-0	Rochester, NY
10/28/1978	at Buffalo	W	31-21	Buffalo, NY
11/4/1978	ALFRED	L	7-17	Rochester, NY
11/11/1978	at St. Lawrence	L	17-47	Canton, NY

1979 (6-3)

9/8/1979	BROCKPORT	W	10-0	Rochester, NY
9/15/1979	at Canisius	L	0-28	Buffalo, NY
9/22/1979	at Fordham	Wf	12-26	New York, NY
9/29/1979	at Washington-St. Louis	W	14-9	St. Louis, MO
10/6/1979	HOBART	W	14-3	Rochester, NY
10/13/1979	at Wagner	W	14-10	Staten Island, NY
10/20/1979	HAMILTON	W	21-20	Rochester, NY
10/27/1979	at Alfred	L	0-17	Alfred, NY
11/10/1979	ST. LAWRENCE	L	28-35	Rochester, NY

*Fordham game forfeited because of ineligible player.

1980 (3-5-1)

9/13/1980	at Brockport	L	0-20	Brockport, NY
9/20/1980	CANISIUS	L	3-14	Rochester, NY
9/27/1980	at Williams	L	7-28	Williamstown, MA
10/4/1980	BUFFALO	L	7-9	Rochester, NY
10/11/1980	at Hobart	W	7-3	Geneva, NY
10/17/1980	at Hamilton	W	10-7	Canton, NY
10/25/1980	at St. Lawrence	L	7-35	Clintony, NY
11/8/1980	ALFRED	T	17-17	Rochester, NY
11/15/1980	UNION (NY)	W	38-20	Rochester, NY

1981 (4-4-1)

9/12/1981	at Canisius	L	10-26	Buffalo, NY
9/19/1981	at Union (NY)	T	14-14	Schenectady, NY
9/26/1981	at Bucknell	L	0-27	Lewisburg, PA
10/3/1981	WILLIAMS	W	7-3	Rochester, NY
10/10/1981	HOBART	W	20-0	Rochester, NY
10/24/1981	ST. LAWRENCE	W	34-16	Rochester, NY
10/31/1981	at Fordham	W	3-0	New York, NY
11/7/1981	at Alfred	L	7-24	Alfred, NY
11/14/1981	BROCKPORT	L	13-14	Rochester, NY

1982 (2-8)

9/11/1982	CANISIUS	L	29-31	Rochester, NY
9/18/1982	UNION (NY)	L	7-28	Rochester, NY
9/25/1982	at Buffalo	L	13-14	Buffalo, NY
10/2/1982	at Williams	L	12-17	Williamstown, MA
10/9/1982	at Hobart	L	14-27	Geneva, NY
10/16/1982	BUCKNELL	L	0-20	Rochester, NY
10/23/1982	at St. Lawrence	L	7-34	Canton, NY
10/30/1982	at Brockport	W	54-7	Brockport, NY
11/6/1982	ALFRED	L	7-57	Rochester, NY
11/13/1982	ALLEGHENY	W	14-7	Rochester, NY

1983 (4-5)

9/10/1983	CANISIUS	W	30-14	Rochester, NY
9/17/1983	at Union (NY)	L	7-41	Schenectady, NY
9/24/1983	BUFFALO	L	7-21	Rochester, NY
10/1/1983	WILLIAMS	W	14-7	Rochester, NY
10/8/1983	HOBART	L	8-22	Rochester, NY
10/22/1983	ST. LAWRENCE	W	35-24	Rochester, NY
10/29/1983	BROCKPORT	W	49-20	Rochester, NY
11/5/1983	at Alfred	L	7-29	Alfred, NY
11/5/1983	at Allegheny	L	7-21	Meadville, PA

1984 (1-8)

9/15/1984	UNION (NY)	L	0-31	Rochester, NY
9/22/1984	at Buffalo	L	7-35	Buffalo, NY
9/29/1984	CANISIUS	W	28-7	Rochester, NY
10/6/1984	at Hobart	L	7-28	Geneva, NY
10/13/1984	HOFSTRA	L	21-59	Rochester, NY
10/20/1984	at St. Lawrence	L	12-29	Canton, NY
10/27/1984	at Brockport	L	7-20	Brockport, NY
11/3/1984	ALFRED	L	15-37	Rochester, NY
11/10/1984	DENISON	L	27-35	Rochester, NY

1985 (2-7)

9/21/1985	at Union (NY)	L	0-28	Schenectady, NY
9/28/1985	BUFFALO	L	28-35	Rochester, NY
10/5/1985	at Canisius	L	12-33	Buffalo, NY
10/12/1985	HOBART	L	14-28	Rochester, NY
10/19/1985	at Hofstra	L	6-38	Hempstead, NY
10/26/1985	ST. LAWRENCE	W	28-20	Rochester, NY
11/2/1985	BROCKPORT	W	30-15	Rochester, NY
11/9/1985	at Alfred	L	7-39	Alfred, NY
11/16/1985	at Denison	L	6-41	Granville, OH

1986 (1-7-1)

9/20/1986	UNION (NY)	L	0-28	Rochester, NY
9/27/1986	at Buffalo	L	19-21	Buffalo, NY
10/4/1986	CANISIUS	L	9-19	Rochester, NY
10/11/1986	at Hobart	L	3-30	Geneva, NY
10/18/1986	HOFSTRA	L	13-37	Rochester, NY
10/25/1986	at St. Lawrence	T	20-20	Canton, NY
11/1/1986	at Wooster	W	16-3	Wooster, OH
11/8/1986	ALFRED	L	20-43	Rochester, NY
11/15/1986	DENISON	L	21-42	Rochester, NY

1987 (9-2)

9/12/1987	RENSSELAER	W	38-7	Rochester, NY
9/19/1987	at Union (NY)	W	24-20	Schenectady, NY
9/26/1987	WASHINGTON-ST. LOUIS	W	24-13	Rochester, NY

10/3/1987	at Canisius	W	19-0	Buffalo, NY
10/10/1987	HOBART	W	17-0	Rochester, NY
10/17/1987	at Hofstra	W	31-28	Hempstead, NY
10/24/1987	ST. LAWRENCE	W	20-10	Rochester, NY
10/31/1987	WOOSTER	W	16-7	Rochester, NY
11/7/1987	at Alfred	L	20-48	Alfred, NY
11/14/1987	at Denison	W	19-14	Granville, OH
11/21/1987	at Wagner (NCAA)	L	14-38	New York, NY

1988 (8-2)

9/10/1988	at Chicago	W	28-14	Chicago, IL
9/17/1988	UNION (NY)	W	38-3	Rochester, NY
9/24/1988	at Washington-St. Louis	W	31-20	St. Louis, MO
10/1/1988	CANISIUS	L	14-17	Rochester, NY
10/8/1988	at Hobart	W	29-0	Geneva, NY
10/15/1988	TRINITY (TX)	W	48-6	Rochester, NY
10/22/1988	at St. Lawrence	W	20-6	Canton, NY
10/29/1988	at Rensselaer	L	7-17	Troy, NY
11/5/1988	BROCKPORT	W	45-0	Rochester, NY
11/12/1988	DENISON	W	38-14	Rochester, NY

1989 (8-2)

9/9/1989	CHICAGO	W	40-8	Rochester, NY
9/16/1989	at Union (NY)	L	6-28	Schenectady, NY
9/23/1989	at Washington-St. Louis	W	28-0	St. Louis, MO
9/30/1989	at Canisius	W	21-0	Buffalo, NY
10/7/1989	HOBART	W	42-14	Rochester, NY
10/14/1989	at Trinity (TX)	W	31-7	San Antonio, TX
10/21/1989	ST. LAWRENCE	L	10-13	Rochester, NY
10/28/1989	RENSSELAER	W	21-0	Rochester, NY
11/4/1989	ST. JOHN FISHER	W	21-7	Rochester, NY
11/11/1989	at Allegheny	W	26-19	Meadville, PA

1990 (5-5)

9/8/1990	at Case Western Reserve	W	34-19	Cleveland, OH
9/15/1990	UNION (NY)	W	27-20	Rochester, NY
9/22/1990	WASHINGTON-ST. LOUIS	L	6-7	Rochester, NY
9/29/1990	at Chicago	W	36-0	Chicago, IL
10/6/1990	at Carnegie Mellon	L	0-31	Pittsburgh, PA
10/13/1990	WASH. & JEFF.	L	6-33	Rochester, NY
10/20/1990	at St. Lawrence	W	38-38	Canton, NY
10/27/1990	at Rensselaer	L	8-10	Troy, NY
11/3/1990	ST. JOHN FISHER	W	27-6	Rochester, NY
11/10/1990	ALLEGHENY	L	7-14	Rochester, NY

1991 (7-3)

9/14/1991	CASE WESTERN RESERVE	W	14-7	Rochester, NY
9/21/1991	at St. John Fisher	W	32-0	Pittsford, NY
9/27/1991	at Washington-St. Louis	W	16-9	St. Louis, MO
10/5/1991	CHICAGO	W	28-7	Rochester, NY
10/12/1991	CARNEGIE MELLON	L	14-18	Rochester, NY
10/19/1991	at Wash. & Jeff.	W	20-14	Washington, PA
10/29/1991	at Rensselaer	W	21-6	Troy, NY
11/2/1991	WPI	L	0-17	Rochester, NY
11/9/1991	ST. LAWRENCE	W	14-13	Rochester, NY
11/16/1991	at Union (NY)	L	0-27	Schenectady, NY

1992 (8-1)

9/12/1992	CASE WESTERN RESERVE	W	24-10	Rochester, NY
9/19/1992	at Carnegie Mellon	W	16-10	Pittsburgh, PA
9/26/1992	WASHINGTON-ST. LOUIS	W	42-6	Rochester, NY
10/3/1992	at Chicago	W	41-13	Chicago, IL
10/10/1992	at Hobart	W	31-0	Geneva, NY
10/17/1992	ST. JOHN FISHER	W	33-14	Rochester, NY
10/24/1992	at St. Lawrence	W	41-13	Canton, NY
10/31/1992	RENSSELAER	W	38-21	Rochester, NY
11/7/1992	UNION (NY)	L	10-14	Rochester, NY

1993 (5-4)

9/11/1993	at Case Western Reserve	W	28-9	Cleveland, OH
9/18/1993	CARNEGIE MELLON	L	27-31	Rochester, NY
9/25/1993	at Washington-St. Louis	W	14-6	St. Louis, MO
10/2/1993	CHICAGO	W	14-6	Rochester, NY
10/9/1993	HOBART	L	0-2	Rochester, NY
10/16/1993	at St. John Fisher	W	32-14	Pittsford, NY
10/23/1993	ST. LAWRENCE	W	43-0	Rochester, NY
10/30/1993	at Rensselaer	L	8-16	Troy, NY
11/6/1993	at Union (NY)	L	6-24	Schenectady, NY

1994 (3-6)

9/10/1994	CASE WESTERN RESERVE	W	40-6	Rochester, NY
9/17/1994	at Gannon	L	7-44	Erie, PA
9/24/1994	at St. Lawrence	W	40-27	Canton, NY
10/1/1994	at Hartwick	L	7-17	Oneonta, NY
10/8/1994	HOBART	L	0-21	Rochester, NY
10/15/1994	at Chicago	L	8-14	Chicago, IL
10/22/1994	WASHINGTON-ST. LOUIS	W	22-21	Rochester, NY
10/29/1994	at Carnegie Mellon	L	13-27	Pittsburgh, PA
11/5/1994	UNION (NY)	L	14-44	Rochester, NY



Isaac Collins (1990-93) ran for 2,825 yards and was part of one of the University's most prolific rushing attacks.

1995 (4-5)

9/9/1995	at Case Western Reserve	W	9-5	Cleveland, OH
9/16/1995	GANNON	W	35-23	Rochester, NY
9/23/1995	ST. LAWRENCE	W	20-14	Rochester, NY
9/30/1995	HARTWICK	L	20-54	Rochester, NY
10/7/1995	at Hobart	W	26-17	Geneva, NY
10/14/1995	CHICAGO	L	18-29	Rochester, NY
10/21/1995	at Washington-St. Louis	L	7-40	St. Louis, MO
10/28/1995	CARNEGIE MELLON	L	10-20	Rochester, NY
11/4/1995	at Union (NY)	L	7-44	Schenectady, NY

1996 (0-9)

9/21/1996	RENSSELAER	L	7-34	Rochester, NY
9/28/1996	at St. Lawrence	L	13-32	Canton, NY
10/5/1996	UNION (NY)	L	0-43	Rochester, NY
10/12/1996	HOBART	L	13-35	Rochester, NY
10/28/1996	at Chicago	L	7-21	Chicago, IL
10/26/1996	WASHINGTON-ST. LOUIS	L	0-41	Rochester, NY
11/2/1996	at Carnegie Mellon	L	6-42	Pittsburgh, PA
11/9/1996	at Buffalo St.	L	21-31	Buffalo, NY
11/16/1996	CASE WESTERN RESERVE	L	14-48	Rochester, NY

1997 (1-8)

9/20/1997	at Rensselaer	L	0-45	Troy, NY
9/27/1997	ST. LAWRENCE	L	6-24	Rochester, NY
10/4/1997	at Union (NY)	L	7-35	Schenectady, NY
10/11/1997	at Hobart	L	14-48	Geneva, NY
10/18/1997	CHICAGO	W	28-18	Rochester, NY
10/25/1997	at Washington-St. Louis	L	9-32	St. Louis, MO
11/1/1997	CARNEGIE MELLON	L	0-14	Rochester, NY
11/8/1997	BUFFALO ST.	L	19-43	Rochester, NY
11/15/1997	at Case Western Reserve	L	6-21	Cleveland, OH

1998 (1-8)

9/12/1998	at Buffalo St.	L	13-40	Buffalo, NY
9/19/1998	CASE WESTERN RESERVE	L	36-43	Rochester, NY
9/26/1998	at St. Lawrence	L	14-35	Canton, NY
10/3/1998	RENSSELAER	L	14-44	Rochester, NY
10/10/1998	HOBART	L	6-14	Rochester, NY
10/17/1998	WASHINGTON-ST. LOUIS	L	14-47	Rochester, NY
10/24/1998	at Chicago	L	7-33	Chicago, IL
10/31/1998	at Carnegie Mellon	L	26-60	Pittsburgh, PA
11/7/1998	UNION (NY)	W	26-21	Rochester, NY

1999 (3-6)

9/11/1999	CANISIUS	L	14-26	Rochester, NY
9/18/1999	at Case Western Reserve	W	21-14	Cleveland, OH
9/25/1999	ST. LAWRENCE	W	28-17	Rochester, NY
10/2/1999	at Rensselaer	L	6-34	Troy, NY
10/9/1999	at Hobart	L	21-48	Geneva, NY
10/16/1999	at Washington-St. Louis	L	7-41	St. Louis, MO
10/23/1999	CHICAGO	W	6-3	Rochester, NY
10/30/1999	CARNEGIE MELLON	L	15-33	Rochester, NY
11/6/1999	at Union (NY)	L	0-52	Schenectady, NY

2000 (6-4)

9/9/2000	at St. John Fisher	W	17-13	Pittsford, NY
9/16/2000	HOBART	W	14-0	Rochester, NY
9/23/2000	at St. Lawrence	W	28-7	Canton, NY
9/30/2000	RENSSELAER	W	17-7	Rochester, NY
10/9/2000	at Chicago	L	3-13	Chicago, IL
10/14/2000	CANISIUS (OT)	W	34-28	Rochester, NY
10/21/2000	WASHINGTON-ST. LOUIS	L	14-24	Rochester, NY
10/28/2000	at Carnegie Mellon	L	3-10	Pittsburgh, PA
11/4/2000	UNION (NY)	L	15-37	Rochester, NY
11/11/2000	CASE WESTERN RESERVE	W	41-10	Rochester, NY

2001 (3-7)

9/8/2001	ST. JOHN FISHER	W	44-6	Rochester, NY
9/15/2001	JOHNS HOPKINS	L	6-28	Rochester, NY
9/22/2001	ST. LAWRENCE	W	31-13	Rochester, NY
9/29/2001	at Rensselaer	L	14-31	Troy, NY
10/6/2001	at Hobart	L	12-38	Geneva, NY
10/13/2001	CHICAGO	W	25-20	Rochester, NY
10/20/2001	at Washington-St. Louis	L	0-46	St. Louis, MO
10/27/2001	CARNEGIE MELLON	L	20-30	Rochester, NY
11/3/2001	at Union (NY)	L	7-36	Schenectady, NY
11/10/2001	at Case Western Reserve	L	26-53	Cleveland, OH

2002 (2-8)

9/14/2002	at St. John Fisher	L	20-38	Pittsford, NY
9/21/2002	at Johns Hopkins	L	28-41	Baltimore, MD
9/28/2002	at St. Lawrence	W	51-7	Canton, NY
10/5/2002	RENSSELAER	L	19-31	Rochester, NY
10/12/2002	HOBART	L	21-59	Rochester, NY
10/19/2002	UNION (NY)	L	21-31	Rochester, NY
10/26/2002	at Chicago	L	7-42	Chicago, IL
11/2/2002	WASHINGTON-ST. LOUIS	L	14-28	Rochester, NY
11/9/2002	CASE WESTERN RESERVE	L	29-38	Rochester, NY
11/16/2002	at Carnegie Mellon	W	39-35	Pittsburgh, PA

2003 (5-5)

9/6/2003	JOHNS HOPKINS	L	9-27	Rochester, NY
9/13/2003	at St. John Fisher	L	17-27	Pittsford, NY
9/27/2003	ST. LAWRENCE	W	21-12	Rochester, NY
10/4/2003	at Rensselaer	L	26-47	Troy, NY
10/11/2003	at Hobart	W	17-13	Geneva, NY
10/18/2003	at Union (NY)	L	25-37	Schenectady, NY
10/25/2003	CHICAGO	W	48-17	Rochester, NY
11/1/2003	at Washington-St. Louis	L	14-16	St. Louis, MO
11/8/2003	at Case Western Reserve	W	30-28	Cleveland, OH
11/15/2003	CARNEGIE MELLON	W	21-9	Rochester, NY

2004 (4-6)

9/4/2004	at Johns Hopkins	L	17-34	Baltimore, MD
9/11/2004	ST. JOHN FISHER	L	34-38	Rochester, NY
9/18/2004	GETTYSBURG	W	31-6	Rochester, NY
9/25/2004	at Union (NY)	L	36-50	Schenectady, NY
10/2/2004	ST. LAWRENCE	W	38-7	Rochester, NY
10/9/2004	MERCHANT MARINE	W	38-6	Rochester, NY
10/23/2004	at WPI	L	10-34	Worcester, MA
10/30/2004	at Coast Guard	W	37-9	New London, CT
11/6/2004	RENSSELAER	L	14-28	Rochester, NY
11/13/2004	at Hobart	L	20-41	Geneva, NY

2005 (4-6)

9/3/2005	JOHNS HOPKINS	L	7-9	Rochester, NY
9/10/2005	at St. John Fisher	L	32-58	Pittsford, NY
9/17/2005	at Gettysburg	W	41-20	Gettysburg, PA
9/24/2005	UNION (NY)	L	28-41	Rochester, NY
10/1/2005	at St. Lawrence	W	27-22	Canton, NY
10/8/2005	at Merchant Marine	W	32-9	Kings Point, NY
10/22/2005	WPI	L	17-19	Rochester, NY
10/29/2005	COAST GUARD	W	37-6	Rochester, NY
11/5/2005	at Rensselaer	L	14-20	Troy, NY
11/12/2005	HOBART	L	25-42	Rochester, NY

2006 (7-4)

9/2/2006	at Johns Hopkins	W	20-10	Baltimore, MD
9/9/2006	ST. JOHN FISHER	L	10-30	Rochester, NY
9/16/2006	GETTYSBURG	W	54-42	Rochester, NY
9/23/2006	at Union (NY)	L	24-27	Schenectady, NY
9/30/2006	ST. LAWRENCE	W	19-18	Rochester, NY
10/7/2006	MERCHANT MARINE	W	28-24	Rochester, NY

10/21/2006	at WPI	W	34-7	Worcester, MA
10/28/2006	at Grove City	W	38-21	Grove City, PA
11/4/2006	RENSSELAER	W	30-23	Rochester, NY
11/11/2006	at Hobart	L	21-31	Geneva, NY
11/18/2006	at Alfred (ECAC) (OT)	L	34-40	Alfred, NY

2007 (6-5)

9/1/2007	CARNEGIE MELLON	L	10-33	Rochester, NY
9/15/2007	at St. John Fisher	L	21-37	Pittsford, NY
9/22/2007	UNION (NY)	L	7-13	Rochester, NY
9/29/2007	at St. Lawrence	W	31-24	Canton, NY
10/6/2007	at Merchant Marine	W	20-10	Kings Point, NY
10/13/2007	at Mount Ida	W	43-27	Newton, MA
10/20/2007	WPI	W	42-27	Rochester, NY
10/27/2007	SUSQUEHANNA	W	38-20	Rochester, NY
11/3/2007	at Rensselaer	W	25-21	Troy, NY
11/10/2007	HOBART	L	14-30	Rochester, NY
11/17/2007	at Alfred (ECAC)	L	14-49	Alfred, NY

2008 (3-7)

9/13/2008	at Case Western Reserve	L	6-38	Cleveland, OH
9/20/2008	ST. JOHN FISHER	L	17-24	Rochester, NY
9/27/2008	at Union (NY)	W	29-25	Schenectady, NY
10/4/2008	RENSSELAER	L	17-27	Rochester, NY
10/11/2008	at Susquehanna	L	13-28	Selinsgrove, PA
10/18/2008	MERCHANT MARINE	W	30-14	Rochester, NY
10/25/2008	at WPI	L	14-21	Worcester, MA
11/1/2008	ALFRED	L	14-43	Rochester, NY
11/8/2008	ST. LAWRENCE	W	34-20	Rochester, NY
11/15/2008	at Hobart	L	7-10	Geneva, NY

2009 (4-6)

9/12/2009	CASE WESTERN RESERVE	L	14-45	Rochester, NY
9/19/2009	at St. John Fisher	L	33-35	Pittsford, NY
9/26/2009	UNION (NY)	L	21-28	Rochester, NY
10/3/2009	at Rensselaer	W	16-10	Troy, NY
10/10/2009	SUSQUEHANNA	L	14-17	Rochester, NY
10/17/2009	at Merchant Marine	W	52-21	Kings Point, NY
10/24/2009	WPI	W	24-17	Rochester, NY
10/31/2009	at Alfred	L	14-51	Alfred, NY
11/7/2009	at St. Lawrence	W	20-7	Canton, NY
11/14/2009	HOBART	L	20-34	Rochester, NY

2010 (4-5)

9/11/2010	CASE WESTERN RESERVE	L	10-14	Rochester, NY
9/18/2010	vs St. John Fisher	L	21-49	Rochester, NY
9/25/2010	at Union (NY)	L	14-16	Schenectady, NY
10/2/2010	RENSSELAER	L	0-17	Rochester, NY
10/16/2010	MERCHANT MARINE	L	19-48	Rochester, NY
10/23/2010	at WPI	W	16-15	Worcester, MA
10/30/2010	at Alfred	W	24-14	Alfred, NY
11/6/2010	ST. LAWRENCE	W	34-14	Rochester, NY
11/13/2010	at Hobart (OT)	W	35-34	Geneva, NY

2011 (4-5)

9/10/2011	at Case Western Reserve	W	17-7	Cleveland, OH
9/17/2011	vs St. John Fisher	L	3-52	Rochester, NY
9/24/2011	UNION (NY)	L	34-41	Rochester, NY
10/1/2011	at Rensselaer	L	24-28	Troy, NY
10/15/2011	at Merchant Marine	W	45-16	Kings Point, NY
10/21/2011	WPI	W	28-21	Rochester, NY
10/29/2011	ALFRED	L	17-24	Rochester, NY
11/5/2011	at St. Lawrence	W	16-13	Canton, NY
11/12/2011	HOBART	L	10-24	Rochester, NY

2012 (4-5)

9/8/2012	THIEL	W	17-7	Rochester, NY
9/15/2012	at St. John Fisher	L	16-20	Pittsford, NY
9/22/2012	at Springfield	L	14-44	Springfield, MA
9/29/2012	ST. LAWRENCE	W	30-20	Rochester, NY
10/6/2012	at Merchant Marine	W	44-26	Kings Point, NY
10/13/2012	RENSSELAER	L	21-31	Rochester, NY
10/20/2012	at Union (NY)	L	7-20	Schenectady, NY
11/3/2012	WPI	W	42-15	Rochester, NY
11/10/2012	at Hobart	L	24-43	Geneva, NY

2013 (5-4)

9/14/2013	at Thiel	W	28-27	Greenville, PA
9/21/2013	at Gallaudet	L	13-37	Washington, D.C.
9/28/2013	SPRINGFIELD	W	36-35	Rochester, NY
10/5/2013	at St. Lawrence	L	10-14	Canton, NY
10/12/2013	ALFRED ST.	W	38-13	Rochester, NY
10/19/2013	at Rensselaer	W	37-31	Troy, NY
10/26/2013	UNION (NY)	W	21-7	Rochester, NY
11/9/2013	at WPI	L	21-31	Worcester, MA
11/16/2013	HOBART	L	21-42	Rochester, NY



Matt Bielecki (2004-07) landed in the end zone more than any other player (43 TDs).

2014 (5-4)

9/13/2014	at Alfred St.	W	35-21	Alfred, NY
9/20/2014	GALLAUDET	W	30-2	Rochester, NY
9/27/2014	at Springfield	L	27-63	Springfield, MA
10/4/2014	ST. LAWRENCE	L	6-31	Rochester, NY
10/11/2014	at Merchant Marine	W	20-17	Kings Point, NY
10/18/2014	RENSSELAER	W	34-20	Rochester, NY
10/25/2014	at Union (NY)	L	14-16	Schenectady, NY
11/8/2014	WPI (OT)	W	24-21	Rochester, NY
11/15/2014	at Hobart	L	23-28	Geneva, NY

2015 (5-4)

9/12/2015	at Catholic	W	45-28	Washington, D.C.
9/19/2015	ALFRED ST.	W	61-0	Rochester, NY
9/26/2015	SPRINGFIELD	W	29-3	Rochester, NY
10/3/2015	at St. Lawrence	L	0-20	Canton, NY
10/10/2015	MERCHANT MARINE	W	24-17	Rochester, NY
10/17/2015	at Rensselaer	L	21-35	Troy, NY
10/24/2015	UNION (NY)	W	33-30	Rochester, NY
11/7/2015	at WPI	L	34-35	Worcester, MA
11/14/2015	HOBART	L	20-42	Rochester, NY

2016 (1-8)

9/10/2016	CATHOLIC	L	14-27	Rochester, NY
9/17/2016	at Alfred State	W	55-27	Alfred, NY
9/24/2016	at Merchant Marine	L	7-55	Kings Point, NY
10/1/2016	RENSSELAER	L	13-51	Rochester, NY
10/8/2016	ST. LAWRENCE	L	13-48	Rochester, NY
10/15/2016	at Springfield	L	47-70	Springfield, MA
10/22/2016	at Union (NY)	L	15-31	Schenectady, NY
11/5/2016	WPI	L	34-37	Rochester, NY
11/12/2016	at Hobart	L	27-56	Geneva, NY

2017 (2-7)

9/9/2017	at Carnegie Mellon	L	14-42	Pittsburgh, PA
9/16/2017	ALFRED STATE	W	14-7	Rochester, NY
9/23/2017	at Alfred	L	7-45	Alfred, NY
9/30/2017	at Becker	W	28-10	Worcester, MA
10/7/2017	ITHACA	L	6-46	Rochester, NY
10/14/2017	UNION (NY)	L	0-27	Rochester, NY
10/21/2017	at St. Lawrence	L	14-36	Canton, NY
11/4/2017	at Rensselaer	L	14-63	Troy, NY
11/11/2017	HOBART	L	12-51	Rochester, NY

2018 (1-9)

9/1/2018	at Case Western Reserve	L	10-38	Cleveland, OH
9/8/2018	CARNEGIE MELLON	L	7-31	Rochester, NY
9/15/2018	at Alfred State	W	20-14	Alfred, NY
9/22/2018	EMORY & HENRY	L	17-52	Rochester, NY
10/6/2018	ST. LAWRENCE	L	24-38	Rochester, NY
10/13/2018	at Hobart	L	7-52	Geneva, NY
10/20/2018	at Ithaca	L	3-28	Ithaca, NY
10/27/2018	RENSSELAER	L	0-42	Rochester, NY
11/3/2018	at Union (NY)	L	14-35	Schenectady, NY
11/10/2018	ALFRED	L	13-41	Rochester, NY

2019 (0-10)

9/7/2019	CASE WESTERN RESERVE	L	6-37	Rochester, NY
9/14/2019	at Endicott	L	3-28	Beverly, MA
9/21/2019	ALFRED STATE	L	21-27	Rochester, NY
9/28/2019	at Alfred	L	13-56	Alfred, NY
10/5/2019	at Rensselaer	L	0-38	Troy, NY
10/12/2019	UNION	L	19-47	Rochester, NY
10/19/2019	at Buffalo State	L	7-13	Buffalo, NY
10/26/2019	ITHACA	L	0-59	Rochester, NY
11/9/2019	at St. Lawrence	L	19-51	Canton, NY
11/16/2019	HOBART	L	20-51	Rochester, NY

2020 (No Season)

2021 (3-7)

9/4/2021	CASE WESTERN RESERVE	L	20-27	Rochester, NY
9/11/2021	ALFRED STATE	W	28-27	Rochester, NY
9/18/2021	at SUNY Brockport	L	7-16	Brockport, NY
10/2/2021	at Rensselaer	L	22-38	Troy, NY
10/9/2021	ITHACA	L	14-37	Rochester, NY
10/16/2021	at Buffalo State	W	14-7	Buffalo, NY
10/23/2021	UNION	L	9-35	Rochester, NY
10/30/2021	at St. Lawrence	L	10-34	Canton, NY
11/6/2021	at Hartwick	W	42-28	Oneonta, NY
11/13/2021	HOBART	L	0-31	Rochester, NY



**National Collegiate Athletic Association
Official Football Signals**

1 Ball ready for play
Untimed down

2 Start clock

3 Time-out
Discretionary or injury time-out
(follow by tapping hands on chest)

4 TV/Radio time-out

5 Touchdown
Field goal
Point(s) after touchdown

6 Safety

7 Ball dead
Touchback (move side to side)

8 First down

9 Loss of down

10 Incomplete forward pass
Penalty declined
No play, no score
Toss option delayed

11 Legal touching of forward pass or scrimmage kick

12 Inadvertent whistle
(Face Press Box)

13 Disregard flag

14 End of period

15 Sideline warning

16 Illegal touching or 30-second timeout
First touching (NF)

17 Uncatchable forward pass

18 Offside defense or free kick team
Encroachment (NF)

19 False start
Illegal formation
Encroachment offense

20 Illegal shift - 2 hands
Illegal motion - 1 hand

21 Delay of game

22 Substitution intrusion

23 Failure to wear required equipment

24 Illegal helmet contact

27 Unsportsmanlike conduct
Noncontact foul

28 Illegal participation

29 Sideline interference

30 Running into or roughing kicker or holder

31 Illegal batting
Illegal kicking
(followed by pointing toward toe for kicking)

32 Illegal fair catch signal (NF)
Invalid fair catch signal (NF)

33 Forward pass interference
Kick-catching interference

34 Roughing passer

35 Illegal pass
Illegal forward handling

36 Intentional grounding

37 Ineligible downfield on pass

38 Personal foul

39 Clipping

40 Blocking below waist
Illegal block

41 Chop block

42 Holding/obstructing
Illegal use of hands/arms

43 Illegal block in the back

44 Helping runner
Interlocked blocking

45 Gasping face mask or helmet opening

46 Tipping

47 Player disqualification

(NF) High School
Note: Signal numbers 25 and 26 are for future expansion.





YOUR NEIGHBORHOOD GATHERING PLACE.®

1142 Mt. Hope Avenue | (585) 271-4105 | www.thedistillery.com



1120 Mt. Hope Avenue (585) 442-6463

www.pellegrinosdeli.com

Rochester Football All-Americans

Associated Press Little All-America Team

1942	Greg Thomas	1971	Rich Parrinello
1943	George Sutch	1973	Rich Parrinello
	Ray Whelan	1974	Ralph Gebhardt
1949	Coke Dales	1974	Ralph Gebhardt
1950	Jack Wilson	1975	Ralph Gebhardt
1952	Don Bardell	1980	Nick Colucci
	Jim Brennan	1981	Tom Murray
	Bill Secor		Bob Wales
	Bill Sharp	1982	Bob Wales
1953	Tom Gibbons	1983	Bob Wales
	Bruce McPherson		Sam Guerrieri
1954	Tom Gibbons	1984	Mark Palvino
	Bruce McPherson	1985	Jeff Wittig
1955	Dick Devereaux	1986	Gary Ciarleglio
1956	Joe Miller		Sam Guerrieri
	Larry Palvino	1987	Andy Milne
1957	Gene Nicandri	1988	Randy Bourdeau
	Larry Palvino		Gary Ciarleglio
1958	Larry Palvino		Andy Milne
1959	John Parrinello		Tom Sheehan
1967	Dave Ragusa		Greg Sutton
1968	Dave Ragusa	1992	Brian Laudadio
1970	Ron Haines		

CoSIDA Division III All-America Team*

1981	Bob Wales	1989	Tom Sheehan
	Chris Wright		Mike Rossi
1982	Bob Wales		Matt Gregoire
1983	Bob Wales		Joe Bailey
1984	Mark Palvino	1990	Dennis Braniecki
1985	Jeff Wittig		Craig Chodak
1986	Sam Guerrieri	1991	Dan Malone
	Gary Ciarleglio		Brian Laudadio
1987	Randy Bourdeau	1992	Brian Laudadio
	Gary Ciarleglio		Tim Cody
	Greg Sutton	1993	Geoff Long
	Andy Milne		Bryan Mozeleski
1988	Tom Sheehan	2000	Lance Ramer
	Randy Bourdeau		
	Gary Ciarleglio		
	Greg Sutton		
	Andy Milne		

*-originally sponsored by Pizza Hut, then by Champion, then by Hewlett Packard.

CoSIDA College Division Academic All-America®

1976	Michael Corp	2003	Justin Galloway
1977	Michael Corp	2004	Justin Galloway
1982	Bob Cordaro	2005	Nick Zappia
1986	John Schell	2006	Nick Zappia
1992	Jeremy Hurd		Jason Goeller
1993	Jeremy Hurd		Andrew Rape
1999	Brian Kowalski	2007	Andrew Rape
2000	Brian Kowalski	2014	Matthew Mender
2001	Brian Kowalski	2015	Matthew Mender
			Jeff Weinfeld

AFCA All-America

1990	Craig Chodak
1992	Brian Laudadio
1993	Geoff Long
2011	Chris Bickford

USA Football

2000	Lance Ramer
	John Savage*
	Kassim Howell*

* - named to Freshman team

Football Gazette

1989	Tom Sheehan
	Mike Rossi
1992	Brian Laudadio
1993	Geoff Long
2000	Lance Ramer
2006	Nick Zappia
	Jason Goeller
	Jay Jay Vanderstyne

United Press International

1957	Larry Palvino
------	---------------

Against All Opponents, 1889-2021

(Record: 538-563-40 .489)

Opponent	W	L	T	1st. Mtg.	Last Mtg.
Alfred University	23	23	2	1897	2019
Alfred State College	7	1	0	2013	2021
Allegheny College	11	8	1	1914	1990
All-Rochester A.C.	0	1	0	1901	1901
Alumni	1	0	0	1901	1901
Amherst College	4	21	0	1889	1975
Athens A.A.	0	1	0	1900	1900
Baldwin-Wallace College	2	1	1	1931	1945
Becker College	1	0	0	2017	2017
SUNY Brockport	9	4	0	1949	2021
Brockport Normal	3	2	0	1891	1895
Bucknell University	0	5	0	1911	1982
Buffalo Medical	1	0	1	1895	1895
Buffalo State College	1	4	0	1996	2021
University of Buffalo	14	13	2	1894	1986
Canandaigua A.C.	3	1	1	1892	1898
Canandaigua H.S.	2	0	0	1892	1892
Canisius College	9	8	0	1975	2000
Carnegie Mellon University	8	14	0	1943	2018
Case Institute	3	0	0	1943	1945
Case West. Reserve University	10	11	0	1990	2021
Catholic University of America	1	1	0	2015	2016
Chicago A.A.	0	1	0	1892	1892
University of Chicago	10	6	0	1988	2003
Clarkson University	11	4	2	1915	1951
Colgate University	6	22	0	1891	1945
Cornell University	0	10	0	1889	1921
Denison University	5	7	0	1913	1988
DePauw University	5	3	0	1942	1960
Endicott College	0	1	0	2019	2019
Emory & Henry College	0	1	0	2018	2018
Findlay College	0	1	0	1962	1962
Fordham University	2	2	0	1914	1981
Franklin & Marshall College	0	1	0	1920	1920
Gallaudet University	1	1	0	2013	2014
Gannon University	1	1	0	1994	1995
Genesee Wesl. Seminary	4	0	0	1899	1902
Genesee Normal	1	0	0	1901	1901
George Junior Republic	1	1	1	1908	1910
Georgetown University	2	0	0	1976	1977
Gettysburg College	4	0	0	1912	2006
Grove City College	1	0	0	2006	2006
Hamilton College	38	28	4	1890	1980
Hartwick College	1	2	0	1994	2021
Harvard University	0	1	0	1945	1945
Hobart College	48	58	7	1892	2021
Hofstra University	1	3	0	1984	1987
Holy Cross College	1	0	0	1910	1910
Ithaca College	0	4	0	2017	2021
Johns Hopkins University	1	5	0	2001	2006
Kenyon College	6	2	0	1927	1941
Lancaster A.C.	0	1	0	1895	1895
Lehigh University	0	3	0	1920	1973
Lynwood A.C.	1	0	0	1893	1893
University of Massachusetts	1	0	0	1949	1949
Miami University (OH)	0	1	0	1944	1944
Mount Ida College	1	0	0	2007	2007
University of Mount Union	0	2	0	1969	1970
New York University	2	2	0	1904	1946
Niagara University	8	4	1	1902	1925
Oberlin College	12	10	1	1917	1955
Ohio Wesleyan University	0	2	0	1954	1955
Onondaga Indians	1	0	0	1904	1904
Palmyra Unions	1	0	0	1889	1889
Princeton University	0	1	0	1919	1919
Rensselaer Polytechnic Institute	41	34	4	1906	2021
Richfield A.C.	0	1	0	1889	1889
Rochester A.C.	4	0	1	1889	1895
Rochester Free Academy	3	0	0	1897	1899
Rochester YMCA	0	1	1	1896	1896
St. Bonaventure University	3	0	0	1908	1914
St. John Fisher College	7	11	0	1889	2012
St. John's Military Academy	0	5	0	1893	1897
St. Lawrence University	46	32	3	1899	2021
St. Stephen's	1	1	0	1915	1924
Sampson Naval Base	1	0	0	1948	1948
School of Aerial Photography	2	0	0	1918	1918
Seton Hall University	1	1	0	1976	1977
Springfield College	2	3	1	1929	2016
Susquehanna University	1	2	0	2007	2009
Syracuse A.C.	0	1	0	1892	1892
Syracuse University	5	20	0	1889	1915
Thiel College	2	0	0	2012	2013
Trinity College (CT)	2	4	0	1889	1973
Trinity University (TX)	2	0	0	1988	1989
Tufts University	7	9	0	1904	1975
Union College (NY)	48	58	5	1889	2021
US Coast Guard Academy	3	0	0	1968	2005
US Merchant Marine Academy	18	2	0	1952	2016
US Military Academy	0	1	0	1907	1907
University of Vermont	9	8	1	1916	1974
Wagner College	3	1	1	1976	1987
Washington & Jefferson College	4	1	0	1942	1992
Washington University in St. Louis	11	17	0	1961	2003
Watertown Athletic Club	1	1	0	1899	1900
Wesleyan University	3	16	0	1917	1956
Westminster College	1	0	0	1922	1922
Williams College	8	15	0	1930	1983
College of Wooster	2	0	0	1986	1987
Worcester Polytechnic Institute	6	8	0	1991	2016
Yale University	1	1	0	1943	1944
Total opponents:	101				


Single Game Records

INDIVIDUAL RECORDS

Most carries
52, Jeremy Hurd; Rensselaer; Oct 31, 1992
Most net yards rushing
264, Jeremy Hurd; Rensselaer; Oct 31, 1992 (52 carries)
Highest average gain per rush (min. 10 rush)
14.4, Isaac Collins; St. Lawrence; Oct 23, 1993 (11-158)
Most rushing TDs scored
5, Jim Secrest; Hobart; Nov 14, 1942
Longest rush from scrimmage
95, John Wilson; at Rensselaer; Nov 13, 1926
Most passes attempted
51, Ben Holko; at St. Lawrence; Sep 26, 1998
Most passes completed
30, Matt Gallagher; at Alfred; Sep 23, 2017
Highest percentage passes completed (min. 10 attempts)
81.8, Ryan Eamer; at Endicott; Sep 14, 2019 (9-11)
Most passing yards
398, Jeff Wittig; Denison; Nov 10, 1984
Most passing yards gained per attempt (min. 10 attempts)
15.3, Dave Boyce; Denison; Nov 12, 1988 (15-229)
Most touchdown passes
5, Daniel Bronson; at Springfield; Oct 15, 2016
Most passes had intercepted
6, Josh Brown; Union (NY); Oct 14, 2017
Longest pass completion
95, Dave Boyce; Brockport; Nov 05, 1988
Most passes caught
13, Ben Rizzo; at St. Lawrence; Oct 25, 1986
13, J.J. Vanderstyn; Rensselaer; Nov 04, 2006
13, Mike LeFlore; Chicago; Oct 14, 1995
Most yards receiving
201, Mike LeFlore; at Hobart; Oct 07, 1995 (8 receptions)
Highest average gain per reception (min. 3 receptions)
47.0, Sean O'Hara; Rensselaer; Sep 30, 2000 (3-141)
Most TD receptions
4, Guy Bailey; Rensselaer; Nov 18, 1967
Longest pass reception
95, Tom Sheehan; Brockport; Nov 05, 1988
Most total offense plays
67, Daniel Bronson; Catholic; Sep 10, 2016 (21 rush, 46 pass)
Most total offense yards gained
426, Daniel Bronson; at Springfield; Oct 15, 2016 (118 rush, 308 pass)
Most all-purpose yards gained
337, Tom Sheehan; Denison; Nov 12, 1988
Most points scored
37, Jim Secrest; Hobart; Nov 14, 1942
Most extra points made by kicking
7, Dick Rasmussen; Williams; Oct 02, 1971
7, T.J. Jasonis; Brockport; Oct 29, 1983
7, Zach White-Stellato; at Merchant Marine; Oct 17, 2009
Most points scored by kicking
17, Andy Milne; at Hobart; Oct 08, 1988
Most field goals made
5, Andy Milne; at Hobart; Oct 08, 1988
Longest field goal made
50, Andy Milne; at Hobart; Oct 08, 1988
Most punts
13, Chris Boglev; Union (NY); Oct 05, 1996
13, Douglas Middlebrook; at Union (NY); Nov 06, 1993
Most yards punting
498, Chris Boglev; Union (NY); Oct 05, 1996 (13 punts)
Highest average yards per punt (min. 3 punts)
47.4, Paul Mokrzycki; Ithaca; Oct 07, 2017 (5-237)
Most punts downed inside 20
5, Brad DePietro; St. Lawrence; Sep 22, 2001
5, David Ferris; at St. Lawrence; Oct 01, 2005
Longest punt
74, Scott Amrozowicz; Carnegie Mellon; Oct 30, 1999
Longest punt return
86, Mike LeFlore; at Carnegie Mellon; Oct 29, 1994
Longest kick return
103*, John Iverson; at Merchant Marine; Oct 27, 1956
100, Andy Fornarola; at Hobart; Oct 07, 1978

Longest interception return
94, Michael Newcomb; Chicago; Oct 13, 2001
Longest fumble return
87, Matthew Pisano; Rensselaer; Oct 18, 2014
Most punt returns
7, Eric Black; at Rensselaer; Oct 27, 1990
7, Kassim Howell; St. Lawrence; Sep 22, 2001
7, Kassim Howell; at St. Lawrence; Sep 23, 2000
Most punt return yards
109, Ralph Gebhardt; Brockport; Oct 25, 1975 (3 returns)
Most kick returns
10, Kyle Allegrini; at Springfield; Oct 15, 2016
Most kick return yards
254, Nate Gibbons; at Union (NY); Sep 25, 2004 (7 returns)
Most interceptions
5, Bill Monroe; Alfred; Nov 06, 1976
Most interception return yards
102, Douglas Middlebrook; St. John Fisher; Oct 17, 1992 (2 returns)
Most tackles
25, Gary Ciarleglio; at Hobart; Oct 11, 1986 (12-13)
25, Pete Elliott; at St. Lawrence; Oct 25, 1986 (15-10)
Most quarterback sacks
5.0, Lance Ramer; at Carnegie Mellon; Oct 28, 2000 (5-0)
Most tackles for loss
6.0, Lance Ramer; at Carnegie Mellon; Oct 28, 2000 (6-0)
Most fumbles forced
3, Robert Brown; at Wash. & Jeff.; Oct 19, 1991
Most fumbles recovered
2, 14 players
Most pass breakups
5, Jamar Spencer; at Carnegie Mellon; Sep 19, 1992
5, John Danieau; St. Lawrence; Oct 26, 1985

*Note: The NCAA Statistics Service recognizes a maximum kick return yardage of 100 yards per return. At the time of John Iverson's runback, the yardage was recognized by what was credited in the game.



Jay Jay Vanderstyn shares the single-game record for catches in a game with 13.

TEAM RECORDS

Most carries
83, Rensselaer; Oct 31, 1992
Most net yards rushing
496, Case Western Reserve; Sep 10, 1994 (68 carries)
Highest average gain per rush (min. 20 rushes)
7.6, St. Lawrence; Oct 23, 1993 (57-436)
Most rushing TDs scored
7, Clarkson; Nov 13, 1948
7, at Union (NY); Oct 10, 1959
7, Brockport; Oct 29, 1983
Most passes attempted
56, at St. Lawrence; Sep 26, 1998
Most passes completed
32, at St. John Fisher; Sep 19, 2009
32, at Endicott; Sep 14, 2019
Highest percentage passes completed (min. 10 passes)
85.7, Alfred St.; Sep 19, 2015 (12-14)
Most passing yards
403, Union (NY); Oct 24, 2015
Most touchdown passes
5, at Springfield; Oct 15, 2016
5, Gettysburg; Sep 16, 2006
5, at St. John Fisher; Sep 19, 2009
5, Alfred St.; Sep 19, 2015
Most passes had intercepted
6, Alfred; Nov 04, 1978
6, Union (NY); Oct 14, 2017
Most total offense plays
100, at Gettysburg; Sep 17, 2005 (78 rush, 22 pass)
Most total offense yards gained
605, at St. Lawrence; Sep 28, 2002 (375 rush, 230 pass)
Highest average gain per play
8.7, Alfred St.; Sep 19, 2015 (65-565)
Most all-purpose yards gained
765, at Springfield; Oct 15, 2016
Most points scored (since 1912/modern scoring)
62, at Union (NY); Oct 10, 1959
Most touchdowns scored
9, at Union (NY); Oct 10, 1959
9, Alfred St.; Sep 19, 2015
Most interceptions
6, Alfred; Nov 06, 1976
6, Wash. & Jeff.; Oct 03, 1942
6, St. Lawrence; Oct 29, 1977
6, Brockport; Sep 28, 1974
6, at Alfred State, Sep 15, 2018
Most tackles
160, at Hobart; Oct 06, 1984 (71-89)
Most quarterback sacks
7.0, ten times
Most tackles for loss
15.0, at Union (NY); Sep 25, 2004 (12-0)
Most fumbles recovered
5, WPI; Nov 03, 2012
5, at Canisius; Oct 03, 1987
5, at Wash. & Jeff.; Oct 19, 1991
Most pass breakups
15, at Carnegie Mellon; Sep 19, 1992
Most blocked kicks
3, Wooster; Oct 31, 1987

Single Season Individual Records

RUSHING

1,000 yard rushers
1. 1390 - Matt Bielecki (301-1390) - 2006
2. 1245 - Clarence Onyiriuka (284-1245) - 2009
3. 1210 - Jeremy Hurd (262-1210) - 1992
4. 1160 - Matt Bielecki (232-1160) - 2007
5. 1124 - Matt Bielecki (244-1124) - 2005
6. 1033 - Carmen Malatino (249-1033) - 1990
7. 1002 - Jim Secrest (n/a-1002) - 1942
Rushing attempts
1. 301 - Matt Bielecki (301-1390) - 2006
2. 284 - Clarence Onyiriuka (284-1245) - 2009
3. 262 - Jeremy Hurd (262-1210) - 1992
Rushing TDs
1. 18 - Jim Secrest - 1942
2. 15 - Jeremy Hurd - 1992
3. 14 - Matt Bielecki - 2006
Average yards/rush (min. 100 attempts)
1. 6.97 - John Parrinello (109-760) - 1958
2. 6.08 - Rick Harrison (133-809) - 1989
3. 5.92 - Sam Shatkin (124-734) - 1978
Rushing yards/game (min. 5 games)
1. 134.4 - Jeremy Hurd (9 games) - 1992
2. 126.4 - Matt Bielecki (11 games) - 2006
3. 125.2 - Jim Secrest (8 games) - 1942

PASSING

Pass attempts
1. 326 - Aaron Molisani (171-326-8) - 2004
2. 302 - Dean Kennedy (171-302-11) - 2013
3. 289 - Dean Kennedy (165-289-9) - 2012
Pass completions
1. 171 - Aaron Molisani (171-326-8) - 2004
171 - Dean Kennedy (171-302-11) - 2013
3. 165 - Dean Kennedy (165-289-9) - 2012
Passing yards
1. 2023 - Dean Kennedy (165-289-9) - 2012
2. 1979 - Pat Manuel (143-288-20) - 2002
3. 1921 - Dean Kennedy (171-302-11) - 2013
Passing TDs
1. 17 - Aaron Molisani - 2006
2. 16 - Robert Young - 1967
16 - Aaron Molisani - 2004
Passes had intercepted
1. 20 - Pat Manuel (143-288-20) - 2002
2. 17 - Jeff Piscitelli (116-282-17) - 1999
17 - Dave Boyce (114-245-17) - 1987
Pass completion pct (min. 100 attempts)
1. 67.5 - Aaron Molisani (158-234-8) - 2006
2. 64.2 - Braezen Subick (68-106-2) - 2010
3. 63.7 - Braezen Subick (130-204-9) - 2008
Pass efficiency (min. 100 attempts)
1. 150.2 - Aaron Molisani (158-234-8) - 2006
2. 145.6 - Bill Standera (52-104-4) - 1970
3. 133.0 - Greg Conrad (85-149-11) - 1971
Average yards/completion (min. 100 attempts)
1. 17.0 - Bill Standera (52-104-4) - 1970
2. 15.6 - Dave Boyce (100-211-12) - 1988
3. 14.7 - Brian Pasley (71-169-11) - 1973
Passing yards/game (min. 5 games)
1. 224.8 - Dean Kennedy (9 games) - 2012
2. 217.6 - Daniel Bronson (7 games) - 2016
3. 213.4 - Dean Kennedy (9 games) - 2013

RECEIVING

Pass reception yards
1. 1128 - J.J. Vanderstynne (85-1128) - 2006
2. 882 - Brian Ferris (53-882) - 2002
3. 868 - Mike LeFlore (62-868) - 1995
Pass receptions
1. 85 - J.J. Vanderstynne (85-1128) - 2006
2. 62 - Mike LeFlore (62-868) - 1995
3. 53 - Brian Ferris (53-882) - 2002
53 - Mark Palvino (53-756) - 1984
Pass reception TDs
1. 11 - Rich Parrinello - 1970
11 - Brian Ferris - 2002
11 - Guy Bailey - 1967
11 - J.J. Vanderstynne - 2006
Average yards/catch (min. 25 receptions)
1. 20.88 - John Badowski (26-543) - 1974
2. 18.16 - Guy Bailey (32-581) - 1966
3. 18.14 - Brian Ferris (29-526) - 2001

Receptions/game (min. 5 games)

1. 7.73 - J.J. Vanderstynne (11 games) - 2006
2. 6.89 - Mike LeFlore (9 games) - 1995
3. 6.50 - Thomas Hayes (8 games) - 2013

TOTAL OFFENSE

Total offense yards
1. 2566 - Dean Kennedy (417-2566) - 2013
2. 2334 - Aaron Molisani (447-2334) - 2004
3. 2302 - Dean Kennedy (382-2302) - 2012
TDs responsible for
1. 24 - Aaron Molisani - 2004
2. 22 - Jim Secrest - 1942
3. 21 - Aaron Molisani - 2006
Total offense/game (min. 5 games)
1. 313.0 - Daniel Bronson (7 games) - 2016
2. 285.1 - Dean Kennedy (9 games) - 2013
3. 255.8 - Dean Kennedy (9 games) - 2012
All purpose yards
1. 1571 - Clarence Onyiriuka - 2009
2. 1543 - Matt Bielecki - 2006
3. 1408 - Tom Sheehan - 1988
All purpose yards/game (min. 5 games)
1. 157.1 - Clarence Onyiriuka (10 games) - 2009
2. 143.9 - Jeremy Hurd (9 games) - 1992
3. 140.8 - Tom Sheehan (10 games) - 1988

SCORING

Total points scored
1. 132 - Jim Secrest (22 TD) - 1942
2. 104 - Rich Parrinello (17 TD, 1 PAT) - 1970
3. 96 - Jeremy Hurd (16 TD) - 1992
96 - Clarence Onyiriuka (16 TD) - 2009
Touchdowns scored
1. 22 - Jim Secrest (18 rush, 4 rcv) - 1942
2. 17 - Rich Parrinello (6 rush, 11 rcv) - 1970
3. 16 - Jeremy Hurd (15 rush, 1 rcv) - 1992
16 - Clarence Onyiriuka (12 rush, 4 rcv) - 2009

EXTRA POINTS

PAT kicks made
1. 35 - Andy Milne (35-35) - 1988
2. 34 - Joe Caruso (34-37) - 1992
3. 30 - Rob Corey (30-34) - 2004
PAT kicks attempted
1. 37 - Joe Caruso (34-37) - 1992
2. 35 - Andy Milne (35-35) - 1988
3. 34 - Rob Corey (30-34) - 2004
PAT kick pct (min. 5 attempts)
1. 100.0 - Andy Milne (35-35) - 1988
100.0 - Tony Cipolla (17-17) - 1978
100.0 - Ken Dys (9-9) - 1984

FIELD GOALS

Field goals made
1. 12 - Andy Milne (12-19) - 1987
2. 11 - Andy Milne (11-14) - 1988
3. 8 - Alex Antonucci (8-8) - 2011
8 - Andy Milne (8-13) - 1986
Field goal pct (min. 5 attempts)
1. 100.0 - Alex Antonucci (8-8) - 2011
83.3 - Zach White-Stellato (5-6) - 2010
3. 80.0 - Chris Johnston (4-5) - 2001
80.0 - Andrew Haber (4-5) - 2014

PUNTING

Punt attempts
1. 71 - Bill Tretter (71-2195) - 1982
2. 65 - Chris Boglev (65-2287) - 1994
3. 64 - Craig Chodak (64-2313) - 1991
Average yards/punt (min. 10 attempts)
1. 39.10 - Paul Mokrzycki (42-1642) - 2016
2. 38.88 - Alex Wing (43-1672) - 2021
3. 38.80 - Chris Boglev (50-1940) - 1996

RETURNS

Punt return yards
1. 381 - Andy Rape (27-381) - 2007
2. 267 - Eric Black (28-267) - 1990
3. 241 - Kassim Howell (31-241) - 2000
Punt returns
1. 36 - Douglas Middlebrook (36-231) - 1992
2. 31 - Kassim Howell (31-241) - 2000
3. 29 - Douglas Middlebrook (29-229) - 1991
29 - Tom Sheehan (29-212) - 1987

Punt return TDs

1. 2 - Brian Miga - 1968
Average yards/punt return (min. 10 attempts)
1. 14.50 - Michael Dermody (10-145) - 2005
2. 14.11 - Andy Rape (27-381) - 2007
3. 13.00 - Cleveland Cooper (13-169) - 1994
Kick return yards
1. 818 - Kyle Allegrini (38-818) - 2016
2. 636 - Nate Gibbons (23-636) - 2004
3. 575 - Dan Diaz (33-575) - 2019
Kick returns
1. 38 - Kyle Allegrini (38-818) - 2016
2. 33 - Dan Diaz (33-575) - 2019
3. 29 - Mike Mott (29-572) - 1998
Kick return TDs
1. 2 - Jim Iannone - 1979
2 - Eric Black - 1989
2 - Andy Fornarola - 1977
2 - Nate Gibbons - 2004
Average yards/kick return (min. 10 attempts)
1. 31.62 - Jim Iannone (13-411) - 1979
2. 31.18 - Andy Fornarola (11-343) - 1977
3. 30.40 - Mike Mott (10-304) - 1997

DEFENSE

Interceptions
1. 13 - Ralph Gebhardt (13-105) - 1973
2. 9 - Bill Monroe (9-85) - 1976
3. 8 - Ralph Gebhardt (8-159) - 1974
8 - Rob Kruty (8-132) - 1988
8 - Ralph Gebhardt (8-125) - 1975
Interception return TDs
1. 3 - Ralph Gebhardt - 1974
2. 2 - David Skonieczki - 1969
2 - Matt Stack - 2006
Fumble return TDs
1. 1 - 13 players
Total tackles
1. 151 - Gary Ciarleglio (81-70) - 1986
2. 146 - Lance Ramer (78-68) - 2000
3. 139 - Pete Elliott (55-84) - 1987
Unassisted tackles
1. 81 - Gary Ciarleglio (81-70) - 1986
2. 78 - Lance Ramer (78-68) - 2000
3. 73 - Tony Ortega (73-26) - 2011
Assisted tackles
1. 84 - Pete Elliott (55-84) - 1987
2. 70 - Gary Ciarleglio (81-70) - 1986
3. 69 - Gary Ciarleglio (54-69) - 1985
Tackles for loss
1. 26.0 - Lance Ramer (25-2/151) - 2000
2. 19.0 - Geoffrey Long (17-4/96) - 1993
3. 18.0 - Jason Goeller (16-4/88) - 2006
Quarterback sacks
1. 17.5 - Lance Ramer (17-1/131) - 2000
2. 15.0 - Geoffrey Long (14-2/74) - 1993
3. 13.5 - Jason Goeller (13-1/74) - 2006
Yards from sacks
1. 131 - Lance Ramer (17-1/131) - 2000
2. 74 - Jason Goeller (13-1/74) - 2006
74 - Geoffrey Long (14-2/74) - 1993
Fumbles forced
1. 7 - Ed Dauphin - 2009
2. 5 - Brian Laudadio - 1990
3. 4 - Mike Rossi - 1987
4 - Chris Bickford - 2008
Fumbles recovered
1. 5 - Lance Ramer - 1999
2. 4 - Frank Earley - 1993
4 - Joe Sebastianelli - 1982
Passes defensed
1. 21 - John Loiacono (15 brup, 6 int) - 1983
2. 18 - Gregory Sutton (13 brup, 5 int) - 1987
18 - Erik Young (13 brup, 5 int) - 1990
18 - Rob Kruty (10 brup, 8 int) - 1988
18 - Gregory Sutton (13 brup, 5 int) - 1988
QB hurries
1. 8 - Jason Goeller - 2006
2. 6 - Thomas Marone - 2014
Blocked kicks
1. 3 - Jeff Smith - 1997

Single Season Team Records & Coaching Records

RUSHING

Rushing yards
2497 (593-2497) - 1992
Rushing attempts
593 (593-2497) - 1992
Rushing TDs
30 - 1992
Average yards/rush
5.67 (383-2173) - 1959
Rushing yards/game
277.4 (9 games) - 1992

PASSING

Pass attempts
831 (191-331-17) - 2019
Pass completions
195 (195-299-11) - 2006
Passing yards
2265 (195-299-11) - 2006
Passing TDs
22 - 2006
Pass completion pct
65.2 (195-299-11) - 2006
Passing yards/game
246.1 (9 games) - 2012

TOTAL OFFENSE

Total offense yards
3966 (783-3966) - 2006
Total offense/game
416.0 (9 games) - 2013
Total offense/play
5.63 (624-3515) - 2015
5.63 (487-2743) - 1959

SCORING

Total points scored
812 (44 TD, 35 PAT, 3 FG) - 2006
Touchdowns scored
44 (19 rush, 22 rcv, 3 ret) - 2006
PAT kicks made
35 (35-36) - 1988
Field goals made
12 (12-19) - 1987
Points per game
32.1 (8 games) - 1958

DEFENSE

Interceptions
28 (28-308) - 1988
Total tackles
1220 (611-609) - 1987
Tackles for loss
96.0 (85-22/458) - 2000
Quarterback sacks
46.0 (42-8/323) - 2000
Fumbles recovered
23 - 1972
Passes defended
90 (62 brup, 28 int) - 1988
Blocked kicks
6 - 2007

WINS-LOSSES-TIES

Most wins
9 - 1987
Most losses
10 - 2019
Most ties
3 - 1950

STREAKS

Longest winning streak
15 games - 1957-59 (1 game in 1957, 8 games in 1958, 6 games in 1959)
Longest losing streak
18 games - 2018-2021 (7 games in 2018, 10 games in 2019, 1 game in 2021). No season played in 2020.

RUSHING DEFENSE

Opp. Rushing yards
504 (n/a-504) - 1942
Opp. Rushing attempts
278 (278-747) - 1964
Opp. Rushing TDs
1 - 1942
Opp. Average yards/rush
1.87 (306-571) - 1958
Opp. Rushing yards/game
63.0 (8 games) - 1942

PASSING DEFENSE

Opp. Pass attempts
75 (31-75-8) - 1955
Opp. Pass completions
27 (27-78-7) - 1956
Opp. Passing yards
301 (35-106-18) - 1959
Opp. Passing TDs
1 - 1958
Opp. Pass completion pct
30.1 (53-176-22) - 1952
Opp. Passing yards/game
37.6 (8 games) - 1959

TOTAL DEFENSE

Opp. Total offense yards
946 (411-946) - 1958
Opp. Total offense/game
118.2 (8 games) - 1958
Opp. Total offense/play
2.30 (411-946) - 1958

SCORING DEFENSE

Opp. Total points scored
8 (1 TD) - 1942
Opp. Touchdowns scored
1 - 1942
Opp. PAT kicks made
1 (1-1) - 1959
1 (1-4) - 1962
1 (1-1) - 1958
Opp. Field goals made
0 (0-2) - 1968
0 (0-4) - 1966
Opp. Points per game
1.0 (8 games) - 1942
Most Shutouts
6 (8 games) - 1942

COACH


COACH	YEARS	RECORD	PCT.
W.T. Plumb	1889 (1)	5-4-1	.550
Thomas Parsons	1890-91 (2)	4-9	.308
Fred Fabel	1892 (1)	5-5	.500
Edward Hard	1893 (1)	4-2	.667
Jack Morse	1894 (1)	2-3-1	.417
Wallis	1895 (1)	3-6-2	.364
Lewis Saunders	1896 (1)	0-8-1	.056
Jack Wright	1897 (1)	5-5	.500
D.C. Buell	1898 (1)	4-3-1	.563
George Barclay	1899, 1901 (2)	13-5-2	.700
Louis Hinckley	1900 (1)	3-6	.333
Doc Pollard	1902-07 (6)	24-25-2	.490
Ralph Glaze	1908-09 (2)	11-4-2	.706
George Sullivan	1910-11, 20-23 (6)	24-25-4	.491
Harry Watson	1912-15 (4)	15-16-2	.485
F. Alcott Neary	1916, 1919 (2)	9-6-2	.588
Dr. Edwin Fauver	1917-18 (2)	4-5-1	.450
Herb Lorenz	1924-25 (2)	5-12-1	.306
Tom Davies	1926-34 (9)	40-31-5	.559
Dick Larkins	1935-36 (2)	3-11	.214
Bill Cox	1937-39 (3)	2-18-1	.119
Dud DeGroot	1940-43 (4)	23-6	.793
Elmer Burnham	1944-60 (17)	82-48-6	.625
Paul Bitgood	1961-62 (2)	9-6-1	.594
Donald Smith	1963-68 (6)	26-21-1	.552
Pat Stark	1969-83 (15)	69-64-3	.518
Ray Tellier	1984-88 (5)	21-26-1	.448
Rich Parrinello	1989-97 (9)	41-43	.488
Mark Kreydt	1998-05 (8)	28-50	.359
Scott Greene	2006-17 (12)	50-64	.439
Chad Martinovich	2018-21 (3)	4-26	.133

Rank by Wins

Rank	Coach	Wins
1.	Elmer Burnham	82
2.	Pat Stark	69
3.	Scott Greene	50
4.	Rich Parrinello	41
5.	Tom Davies	40
6.	Mark Kreydt	28
7.	Donald Smith	26
8.	Doc Pollard	24
	George Sullivan	24
10.	Dud DeGroot	23
11.	Ray Tellier	21
12.	Harry Watson	15
13.	George Barclay	13
14.	Ralph Glaze	11
15.	Paul Bitgood	9
	F. Alcott Neary	9
17.	Herb Lorenz	5
	Jack Wright	5
	Fred Fabel	5
	W.T. Plumb	5
21.	Edwin Fauver	4
	D.C. Buell	4
	Edward Hard	4
	Chad Martinovich	4
	Thomas Parson	4
26.	Dick Larkins	3
	Louis Hinckley	3
	Wallis	3
29.	Bill Cox	2
	Jack Morse	2
31.	Lewis Saunders	0

Rank by Percent

Rank	Coach	Pct.
1.	Dud DeGroot	.793
2.	Ralph Glaze	.706
3.	George Barclay	.700
4.	Edward Hard	.667
5.	Elmer Burnham	.625
6.	Paul Bitgood	.594
7.	F. Alcott Neary	.588
8.	D.C. Buell	.563
9.	Tom Davies	.559
10.	Donald Smith	.552
11.	W.T. Plumb	.550
12.	Pat Stark	.518
13.	Fred Fabel	.500
	Jack Wright	.500
15.	George Sullivan	.491
16.	Doc Pollard	.490
17.	Rich Parrinello	.488
18.	Harry Watson	.485
19.	Edwin Fauver	.450
20.	Ray Tellier	.448
21.	Scott Greene	.439
22.	Jack Morse	.417
23.	Wallis	.364
24.	Mark Kreydt	.359
25.	Louis Hinckley	.333
26.	Thomas Parsons	.308
27.	Herb Lorenz	.306
28.	Dick Larkins	.214
29.	Chad Martinovich	.133
30.	Bill Cox	.119
31.	Lewis Saunders	.056



Elmer Burnham

SCHULER-HAAS ELECTRIC CORP.

WWW.SCHULER-HAAS.COM

ROCHESTER

240 Commerce Drive
Rochester, NY 14623
Phone: 585-325-1060
Fax: 585-325-3101

ITHACA

1280 Dryden Road
Ithaca, NY 14850
Phone: 607-257-6670
Fax: 607-257-6672



CORNING

598 Rita's Way
Painted Post, NY 14870
Phone: 607-936-3840
Fax: 607-936-3849

BINGHAMTON

701 Azon Road
Johnson City, NY 13790
Phone: 607-722-3312
Fax: 607-724-5607

We are committed to providing quality, value, and excellence for our customers, employees, and community with honesty and integrity .

ELECTRICAL CONSTRUCTORS SINCE 1961



SERVING YOUR COMMUNITY SINCE 1913

100 W. River Road, PO Box 900 • Scottsville, New York 14546
Phone: 585-889-8800 • Fax: 585-889-6008
After hours: 585-734-5014



SAVE THE DATE FOR THE
ANNUAL GOLF CLASSIC

June 15, 2023 Ravenwood Golf Club

Career Records

RUSHING

Rushing yards	
1. 4301 - Matt Bielecki (886-4301) - 2004-07	
2. 3418 - Jeremy Hurd (722-3418) - 1989-93	
3. 3279 - Clarence Onyiriuka (787-3279) - 2007-11	
4. 2825 - Isaac Collins (576-2825) - 1990-93	
5. 2337 - Carmen Malatino (520-2337) - 1987-90	
6. 2319 - Sam Guerrieri (560-2319) - 1983-86	
7. 2315 - Mike Corp (680-2315) - 1974-77	
8. 1945 - John Parrinello (259-1945) - 1957-59	
9. 1881 - Tom Gibbons (306-1881) - 1952-54	
10. 1707 - John Breedy (385-1707) - 2000-02	
Rushing attempts	
1. 886 - Matt Bielecki (886-4301) - 2004-07	
2. 787 - Clarence Onyiriuka (787-3279) - 2007-11	
3. 722 - Jeremy Hurd (722-3418) - 1989-93	
4. 680 - Mike Corp (680-2315) - 1974-77	
5. 576 - Isaac Collins (576-2825) - 1990-93	
6. 560 - Sam Guerrieri (560-2319) - 1983-86	
7. 520 - Carmen Malatino (520-2337) - 1987-90	
8. 413 - Jeff Piscitelli (413-960) - 1997-01	
9. 402 - Aaron Molisani (402-1623) - 2002-06	
10. 390 - Bob Ford (390-1595) - 1980-83	
Rushing TDs	
1. 40 - Jeremy Hurd - 1989-93	
2. 39 - Matt Bielecki - 2004-07	
3. 34 - Clarence Onyiriuka - 2007-11	
4. 28 - Sam Guerrieri - 1983-86	
28 - John Parrinello - 1957-59	
6. 26 - Mike Corp - 1974-77	
7. 25 - John Richard - 1987-90	
8. 24 - Aaron Molisani - 2002-06	
9. 20 - Rich Parrinello - 1969-71	
10. 19 - Walter Campbell - 1957-59	
19 - Isaac Collins - 1990-93	
19 - Tom Gibbons - 1952-54	
19 - Carmen Malatino - 1987-90	
Average yards/rush (min. 150 attempts)	
1. 7.51 - John Parrinello (259-1945) - 1957-59	
2. 6.15 - Tom Gibbons (306-1881) - 1952-54	
3. 5.85 - Rick Harrison (237-1386) - 1986-89	
4. 5.31 - Jerry Dales (180-956) - 1948-49	
5. 5.16 - Dick Devereaux (316-1632) - 1952,54-55	
6. 5.07 - Sam Shatkin (291-1476) - 1975-78	
7. 4.96 - Ted Fink (343-1700) - 1963-65	
8. 4.90 - Isaac Collins (576-2825) - 1990-93	
9. 4.85 - Matt Bielecki (886-4301) - 2004-07	
10. 4.78 - John Cogar (287-1371) - 1968-70	
Rushing yards/game (min. 20 games)	
1. 104.9 - Matt Bielecki (41 games) - 2004-07	
2. 94.9 - Jeremy Hurd (36 games) - 1989-93	
3. 84.1 - Clarence Onyiriuka (39 games) - 2007-11	
4. 81.8 - Tom Gibbons (23 games) - 1952-54	
5. 81.0 - John Parrinello (24 games) - 1957-59	
6. 80.7 - Isaac Collins (35 games) - 1990-93	
7. 77.9 - Carmen Malatino (30 games) - 1987-90	
8. 77.3 - Sam Guerrieri (30 games) - 1983-86	
9. 70.8 - Ted Fink (24 games) - 1963-65	
10. 68.0 - Dick Devereaux (24 games) - 1952,54-55	



Clarence Onyiriuka

PASSING

Pass attempts	
1. 1003 - Aaron Molisani (535-1003-42) - 2002-06	
2. 936 - Jeff Piscitelli (416-936-50) - 1997-01	
3. 820 - Jeff Wittig (413-820-48) - 1982-85	
4. 736 - Braezen Subick (444-736-31) - 2008-11	
5. 655 - Dean Kennedy (359-655-24) - 2010-13	
6. 563 - Robert Young (247-563-34) - 1966-68	
7. 540 - Gregg Eisenberg (257-540-29) - 1990-93	
8. 494 - Dave Boyce (228-494-33) - 1985-88	
9. 484 - Brian Pasley (216-484-36) - 1972-75	
10. 481 - Daniel Bronson (255-481-15) - 2014-17	
Pass completions	
1. 535 - Aaron Molisani (535-1003-42) - 2002-06	
2. 444 - Braezen Subick (444-736-31) - 2008-11	
3. 416 - Jeff Piscitelli (416-936-50) - 1997-01	
4. 413 - Jeff Wittig (413-820-48) - 1982-85	
5. 359 - Dean Kennedy (359-655-24) - 2010-13	
6. 257 - Gregg Eisenberg (257-540-29) - 1990-93	
7. 255 - Daniel Bronson (255-477-15) - 2014-17	
8. 247 - Robert Young (247-563-34) - 1966-68	
9. 228 - Dave Boyce (228-494-33) - 1985-88	
10. 219 - Matt Gallagher (219-387-12) - 2016-18	
Passing yards	
1. 6273 - Aaron Molisani (535-1003-42) - 2002-06	
2. 5544 - Jeff Piscitelli (416-936-50) - 1997-01	
3. 5198 - Jeff Wittig (413-820-48) - 1982-85	
4. 4859 - Braezen Subick (444-736-31) - 2008-11	
5. 4332 - Dean Kennedy (359-655-24) - 2010-13	
6. 3291 - Daniel Bronson (255-481-15) - 2014-17	
7. 3248 - Robert Young (247-563-34) - 1966-68	
8. 3134 - Dave Boyce (228-494-33) - 1985-88	
9. 3061 - Brian Pasley (216-484-36) - 1972-75	
10. 2911 - Dave Wormuth (216-432-36) - 1962-64	
Passing TDs	
1. 54 - Aaron Molisani - 2002-06	
2. 36 - Robert Young - 1966-68	
3. 35 - Braezen Subick - 2008-11	
4. 31 - Daniel Bronson - 2014-17	
5. 30 - Dean Kennedy - 2010-13	
30 - Dave Wormuth - 1962-64	
7. 26 - Jeff Piscitelli - 1997-01	
8. 25 - Gene Nicandri - 1957-59	
9. 23 - Dave Boyce - 1985-88	
10. 22 - Jeff Wittig - 1982-85	
Passes had intercepted	
1. 50 - Jeff Piscitelli (416-936-50) - 1997-01	
2. 48 - Jeff Wittig (413-820-48) - 1982-85	
3. 42 - Aaron Molisani (535-1003-42) - 2002-06	
4. 36 - Dave Wormuth (216-432-36) - 1962-64	
36 - Brian Pasley (216-484-36) - 1972-75	
6. 34 - Robert Young (247-563-34) - 1966-68	
7. 33 - Dave Boyce (228-494-33) - 1985-88	
8. 31 - Braezen Subick (444-736-31) - 2008-11	
31 - Ben Holko (180-426-31) - 1995-98	
10. 29 - Gregg Eisenberg (257-540-29) - 1990-93	



Dave Boyce



Sam Guerrieri

Pass completion pct (min. 150 attempts)	
1. 60.3 - Braezen Subick (444-736-31) - 2008-11	
2. 58.9 - Justin Redfern (106-180-6) - 2012-15	
3. 57.7 - Greg Conrad (113-196-14) - 1969-71	
4. 56.6 - Matt Gallagher (219-387-12) - 2016-18	
5. 54.8 - Dean Kennedy (359-655-24) - 2010-13	
6. 54.1 - Jim Polcyn (144-266-13) - 1986-89	
7. 54.1 - Derek Bufano (100-185-12) - 2019	
8. 53.6 - Kapps Killingstad (81-151-7) - 2006-09	
9. 53.3 - Aaron Molisani (535-1003-42) - 2002-06	
10. 53.2 - Adam Barrett (150-282-12) - 2006-09	
Pass efficiency (min. 150 attempts)	
1. 133.4 - Greg Conrad (113-196-14) - 1969-71	
2. 132.4 - Justin Redfern (106-180-6) - 2012-15	
3. 125.5 - Daniel Bronson (255-481-15) - 2014-17	
4. 123.1 - Braezen Subick (444-736-31) - 2008-11	
5. 118.4 - Bill Standera (86-184-13) - 1968-70	
6. 118.2 - Dean Kennedy (359-655-24) - 2010-13	
7. 115.3 - Matt Gallagher (219-387-12) - 2016-18	
115.3 - Aaron Molisani (535-1003-42) - 2002-06	
9. 114.8 - Jim Polcyn (144-266-13) - 1986-89	
10. 114.2 - Kapps Killingstad (81-151-7) - 2006-09	
Average yards/completion (min. 150 attempts)	
1. 15.1 - Jim Burkley (94-211-21) - 1951-54	
2. 15.0 - Bill Standera (86-184-13) - 1968-70	
3. 14.2 - John Kowba (50-164-14) - 1975-78	
4. 14.2 - Brian Pasley (216-484-36) - 1972-75	
5. 13.7 - Dave Boyce (228-494-33) - 1985-88	
6. 13.7 - Greg Conrad (113-196-14) - 1969-71	
7. 13.5 - Dave Wormuth (216-432-36) - 1962-64	
8. 13.4 - Pat Manuel (189-394-25) - 2002-05	
9. 13.3 - Jeff Piscitelli (416-936-50) - 1997-01	
10. 13.1 - Robert Young (247-563-34) - 1966-68	
Passing yards/game (min. 20 games)	
1. 180.5 - Dean Kennedy (24 games) - 2010-13	
2. 160.8 - Aaron Molisani (39 games) - 2002-06	
3. 154.0 - Jeff Piscitelli (36 games) - 1997-01	
4. 148.5 - Jeff Wittig (35 games) - 1982-85	
5. 147.2 - Braezen Subick (33 games) - 2008-11	
6. 135.3 - Robert Young (24 games) - 1966-68	
7. 121.3 - Dave Wormuth (24 games) - 1962-64	
8. 113.5 - Daniel Bronson (29 games) - 2014-17	
9. 108.1 - Dave Boyce (29 games) - 1985-88	
10. 92.6 - Gregg Eisenberg (31 games) - 1990-93	



Mike Corp

Career Records

RECEIVING

Pass reception yards	
1.	1987 - Tom Sheehan (128-1987) - 1986-89
2.	1954 - Brian Ferris (127-1954) - 2000-03
3.	1856 - Anthony Yandek (132-1856) - 1998-01
4.	1824 - J.J. Vanderstynne (134-1824) - 2004-07
5.	1709 - Thomas Hayes (123-1709) - 2009-13
6.	1583 - Mike LeFlore (123-1583) - 1992-95
7.	1453 - Derek Wager (115-1453) - 2012-15
8.	1442 - David Ferris (116-1442) - 2002-05
9.	1343 - Steve Callihan (98-1343) - 1972-74
10.	1281 - Guy Bailey (82-1281) - 1966-67

Pass receptions	
1.	134 - J.J. Vanderstynne (134-1824) - 2004-07
2.	132 - Anthony Yandek (132-1856) - 1998-01
3.	128 - Tom Sheehan (128-1987) - 1986-89
4.	127 - Brian Ferris (127-1954) - 2000-03
5.	123 - Thomas Hayes (123-1709) - 2009-13
	123 - Mike LeFlore (123-1583) - 1992-95
7.	116 - David Ferris (116-1442) - 2002-05
8.	115 - Derek Wager (115-1453) - 2012-15
9.	109 - Pedro Sosa (109-1148) - 2006-09
10.	98 - Steve Callihan (98-1343) - 1972-74
	98 - Zach Ingoldsby (98-1054) - 2006-08

Pass reception TDs	
1.	18 - David Ferris - 2002-05
	18 - Brian Ferris - 2000-03
	18 - Guy Bailey - 1966-67
4.	16 - Rich Parrinello - 1969-71
5.	14 - George Hole - 1957-59
	14 - J.J. Vanderstynne - 2004-07
	14 - Tom Sheehan - 1986-89
8.	13 - Farid Adenuga - 2012-15
9.	12 - Mike LeFlore - 1992-95
	12 - Thomas Hayes - 2009-13
	12 - Kyle Allegrini - 2013-16

Average yards/catch (min. 40 receptions)	
1.	21.26 - Rich Parrinello (43-914) - 1969-71
2.	18.66 - John Badowski (65-1213) - 1973-76
3.	17.92 - Patrick Roman (60-1075) - 2000-03
4.	15.62 - Guy Bailey (82-1281) - 1966-67
5.	15.52 - Tom Sheehan (128-1987) - 1986-89
6.	15.39 - Brian Ferris (127-1954) - 2000-03
7.	15.27 - Nate Gibbons (40-611) - 2002-05
8.	15.13 - Farid Adenuga (76-1150) - 2012-15
9.	15.05 - Rick Hart (64-963) - 1966-68
10.	14.97 - Ben Rizzo (69-1033) - 1984-87

Receptions/game (min. 20 games)	
1.	4.79 - J.J. Vanderstynne (28 games) - 2004-07
2.	4.73 - Thomas Hayes (26 games) - 2009-13
3.	3.63 - Steve Callihan (27 games) - 1972-74
4.	3.63 - Brian Ferris (35 games) - 2000-03
5.	3.59 - Derek Wager (32 games) - 2012-15
6.	3.57 - Anthony Yandek (37 games) - 1998-01
7.	3.42 - Mike LeFlore (36 games) - 1992-95
8.	3.40 - Kevin Gelabert (20 games) - 1989-92
9.	3.28 - Tom Sheehan (39 games) - 1986-89
10.	3.27 - Zach Ingoldsby (30 games) - 2006-08



Aaron Molisani



Brian Ferris

TOTAL OFFENSE

Total offense yards	
1.	7896 - Aaron Molisani (1405-7896) - 2002-06
2.	6504 - Jeff Piscitelli (1349-6504) - 1997-01
3.	5358 - Dean Kennedy (885-5358) - 2010-13
4.	4990 - Jeff Wittig (989-4990) - 1982-85
5.	4900 - Braezen Subick (844-4900) - 2008-11
6.	4820 - Daniel Bronson (808-4820) - 2014-17
7.	4301 - Matt Bielecki (888-4301) - 2004-07
8.	3418 - Jeremy Hurd (722-3418) - 1989-93
9.	3279 - Clarence Onyiriuka (787-3279) - 2007-11
10.	3051 - Dave Wormuth (579-3051) - 1962-64

TDs responsible for	
1.	78 - Aaron Molisani - 2002-06
2.	47 - Daniel Bronson - 2014-16
3.	44 - Rich Parrinello - 1969-71
4.	43 - Matt Bielecki - 2004-07
	43 - Jeff Piscitelli - 1997-01
6.	41 - Clarence Onyiriuka - 2007-11
	41 - Jeremy Hurd - 1989-93
8.	39 - Dean Kennedy - 2010-13
	39 - Braezen Subick - 2008-11
10.	38 - Robert Young - 1966-68

Total offense/game (minimum 20 games)	
1.	223.2 - Dean Kennedy (24 games) - 2010-13
2.	202.5 - Aaron Molisani (39 games) - 2002-06
3.	180.7 - Jeff Piscitelli (36 games) - 1997-01
4.	166.2 - Daniel Bronson (29 games) - 2014-17
5.	148.5 - Braezen Subick (33 games) - 2008-11
6.	142.6 - Jeff Wittig (35 games) - 1982-85
7.	127.1 - Dave Wormuth (24 games) - 1962-64
8.	119.2 - Robert Young (24 games) - 1966-68
9.	104.9 - Matt Bielecki (41 games) - 2004-07
10.	101.8 - Dave Boyce (29 games) - 1985-88

Total offense/play (minimum 230 plays)	
1.	7.53 - John Parrinello (272-2047) - 1957-59
2.	6.15 - Tom Gibbons (306-1881) - 1952-54
3.	6.05 - Dean Kennedy (885-5358) - 2010-13
4.	5.97 - Daniel Bronson (808-4820) - 2014-17
5.	5.85 - Rick Harrison (237-1386) - 1986-89
6.	5.81 - Braezen Subick (844-4900) - 2008-11
7.	5.71 - Pat Manuel (499-2849) - 2002-05
8.	5.62 - Aaron Molisani (1405-7896) - 2002-06
9.	5.56 - Greg Conrad (248-1379) - 1969-71
10.	5.39 - Dick Devereaux (318-1714) - 1952,54-55

All purpose yards	
1.	4781 - Matt Bielecki - 2004-07
2.	4065 - Tom Sheehan - 1986-89
3.	3848 - Clarence Onyiriuka - 2007-11
4.	3549 - Jeremy Hurd - 1989-93
5.	3093 - Sam Guerrieri - 1983-86
6.	3059 - Isaac Collins - 1990-93
7.	2917 - Mike Corp - 1974-77
8.	2675 - Brian Ferris - 2000-03
9.	2587 - Mark Palvino - 1981-84
10.	2534 - Bob Ford - 1980-83

All purpose yards/game (minimum 20 games)	
1.	116.6 - Matt Bielecki (41 games) - 2004-07
2.	104.2 - Tom Sheehan (39 games) - 1986-89
3.	103.1 - Sam Guerrieri (30 games) - 1983-86
4.	98.7 - Clarence Onyiriuka (39 games) - 2007-11
5.	98.6 - Jeremy Hurd (36 games) - 1989-93
6.	89.2 - John Parrinello (24 games) - 1957-59
7.	88.5 - Kyle Allegrini (27 games) - 2013-16
8.	87.9 - Tom Gibbons (23 games) - 1952-54
9.	87.4 - Isaac Collins (35 games) - 1990-93
10.	81.9 - Rich Parrinello (27 games) - 1969-71

SCORING

Total points scored	
1.	264 - Matt Bielecki (43 TD, 3 PAT) - 2004-07
2.	248 - Clarence Onyiriuka (41 TD, 1 PAT) - 2007-11
3.	246 - Jeremy Hurd (41 TD) - 1989-93
4.	220 - Rich Parrinello (36 TD, 2 PAT) - 1969-71
5.	198 - Sam Guerrieri (33 TD) - 1983-86
6.	188 - John Parrinello (31 TD, 1 PAT) - 1957-59
7.	166 - Mike Corp (27 TD, 2 PAT) - 1974-77
8.	161 - Andy Milne (68 PAT, 31 FG) - 1986-88
9.	156 - John Richard (26 TD) - 1987-90
10.	150 - Walter Campbell (19 TD, 35 PAT) - 1957-59

Touchdowns scored	
1.	43 - Matt Bielecki (39 rush, 4 rcv) - 2004-07
2.	41 - Jeremy Hurd (40 rush, 1 rcv) - 1989-93
	41 - Clarence Onyiriuka (34 rush, 7 rcv) - 2007-11
4.	36 - Rich Parrinello (20 rush, 16 rcv) - 1969-71
5.	33 - Sam Guerrieri (28 rush, 5 rcv) - 1983-86
6.	31 - John Parrinello (28 rush, 3 rcv) - 1957-59
7.	27 - Mike Corp (26 rush, 1 rcv) - 1974-77
8.	26 - John Richard (25 rush, 1 rcv) - 1987-90
9.	24 - Aaron Molisani (24 rush) - 2002-06
10.	22 - Jim Secrest (18 rush, 4 rcv) - 1942



Dean Kennedy



David Ferris



Andy Milne

EXTRA POINTS & FIELD GOALS

PAT kicks made	
1.	68 - Andy Milne (68-71) - 1986-88
2.	65 - Chris Johnston (65-77) - 2000-03
3.	64 - Zach White-Stellato (64-71) - 2007-10
4.	61 - Andrew Haber (61-75) - 2013-16
5.	57 - Rob Corey (57-68) - 2004-06
6.	53 - Griffin Moar (53-61) - 2006-07
7.	52 - Joe Caruso (52-59) - 1989-92
8.	48 - Mike Flanigan (48-61) - 1968-70
	48 - T.J. Jasonis (48-53) - 1981-83
10.	47 - Alex Antonucci (47-52) - 2010-12
PAT kicks attempted	
1.	77 - Chris Johnston (65-77) - 2000-03
2.	75 - Andrew Haber (61-75) - 2013-16
3.	71 - Zach White-Stellato (64-71) - 2007-10
	71 - Andy Milne (68-71) - 1986-88
5.	68 - Rob Corey (57-68) - 2004-06
6.	61 - Mike Flanigan (48-61) - 1968-70
	61 - Griffin Moar (53-61) - 2006-07
8.	59 - Joe Caruso (52-59) - 1989-92
9.	57 - Walter Campbell (34-57) - 1957-59
	57 - Jay Vecsey (43-57) - 1993-96
PAT kick pct (minimum 20 attempts)	
1.	95.8 - Andy Milne (68-71) - 1986-88
2.	92.7 - Tony Cipolla (38-41) - 1977-80
3.	90.6 - T.J. Jasonis (48-53) - 1981-83
4.	90.4 - Alex Antonucci (47-52) - 2010-12
5.	90.1 - Zach White-Stellato (64-71) - 2007-10
6.	89.7 - George Kondraske (26-29) - 1974-77
7.	88.5 - Dawson Klinger (23-26) - 2017-19
8.	88.1 - Joe Caruso (52-59) - 1989-92
9.	87.5 - Bill Mihalko (21-24) - 1983-86
10.	86.9 - Griffin Moar (53-61) - 2006-07
Field goals made	
1.	31 - Andy Milne (31-46) - 1986-88
2.	16 - Tony Cipolla (16-28) - 1977-80
3.	14 - Zach White-Stellato (14-20) - 2007-10
4.	13 - Chris Johnston (13-18) - 2000-03
5.	12 - Alex Antonucci (12-18) - 2010-12
	12 - Rob Corey (12-19) - 2004-06
	12 - Dawson Klinger (12-20) - 2017-19
8.	11 - Joe Caruso (11-23) - 1989-92
9.	9 - Andrew Haber (9-14) - 2013-16
	9 - T.J. Jasonis (9-18) - 1981-83
Field goals attempted	
1.	46 - Andy Milne (31-46) - 1986-88
2.	28 - Tony Cipolla (16-28) - 1977-80
3.	23 - Joe Caruso (11-23) - 1989-92
4.	20 - Zach White-Stellato (14-20) - 2007-10
	20 - Dawson Klinger (12-20) - 2017-19
6.	19 - Rob Corey (12-19) - 2004-06
7.	18 - Alex Antonucci (12-18) - 2010-12
	18 - Chris Johnston (13-18) - 2000-03
	18 - Griffin Moar (8-18) - 2006-07
	18 - T.J. Jasonis (9-18) - 1981-83
Field goal pct (minimum 5 attempts)	
1.	72.2 - Chris Johnston (13-18) - 2000-03
2.	70.0 - Zach White-Stellato (14-20) - 2007-10
3.	67.4 - Andy Milne (31-46) - 1986-88
4.	66.7 - Alex Antonucci (12-18) - 2010-12
5.	64.3 - Andrew Haber (9-14) - 2013-16
6.	63.2 - Rob Corey (12-19) - 2004-06
7.	60.0 - Dawson Klinger (12-20) - 2017-19
8.	58.3 - Mark Leonardo (7-12) - 1989-91
9.	57.1 - Tony Cipolla (16-28) - 1977-80
10.	55.6 - Bill Mihalko (5-9) - 1983-86

Career Records

PUNTING

Punt yards	
1.	7714 - Chris Boglev (214-7714) - 1994-97
2.	6895 - Brad DePietro (204-6895) - 2001-04
3.	6874 - Craig Chodak (192-6874) - 1989-92
4.	6343 - Bob Carragher (178-6343) - 1973-76
5.	5169 - Bill Tretter (159-5169) - 1982-85
6.	4712 - Richard Wolf (140-4712) - 1966-68
7.	4657 - Scott Amrozowicz (141-4657) - 1996-99
8.	4541 - Jeff Harris (138-4541) - 1978-81
9.	3604 - Mike Carson (110-3604) - 2009-12
10.	3552 - Paul Mokrzycki (92-3552) - 2016-17
Punt attempts	
1.	214 - Chris Boglev (214-7714) - 1994-97
2.	204 - Brad DePietro (204-6895) - 2001-04
3.	192 - Craig Chodak (192-6874) - 1989-92
4.	178 - Bob Carragher (178-6343) - 1973-76
5.	159 - Bill Tretter (159-5169) - 1982-85
6.	141 - Scott Amrozowicz (141-4657) - 1996-99
7.	140 - Richard Wolf (140-4712) - 1966-68
8.	138 - Jeff Harris (138-4541) - 1978-81
9.	110 - Mike Carson (110-3604) - 2009-12
10.	99 - Thierry Deegan (99-3204) - 1972-73
Average yards/punt (minimum 50 attempts)	
1.	38.61 - Paul Mokrzycki (92-3552) - 2016-17
2.	36.74 - Dick McIntosh (68-2498) - 1963-64
3.	36.05 - Chris Boglev (214-7714) - 1994-97
4.	35.80 - Craig Chodak (192-6874) - 1989-92
5.	35.63 - Bob Carragher (178-6343) - 1973-76
6.	34.22 - Mitchell Newman (88-3011) - 1976-78
7.	33.80 - Brad DePietro (204-6895) - 2001-04
8.	33.66 - Richard Wolf (140-4712) - 1966-68
9.	33.47 - Patrick Till (89-2979) - 2005-08
10.	33.03 - Scott Amrozowicz (141-4657) - 1996-99

PUNTING RETURNS

Punt return yards	
1.	617 - Tom Sheehan (81-617) - 1986-89
2.	579 - Douglas Middlebrook (80-579) - 1990-93
3.	542 - Ralph Gebhardt (44-542) - 1972-75
4.	438 - Kassim Howell (58-438) - 2000-03
5.	381 - Andy Rape (27-381) - 2004-07
6.	354 - Bill Monroe (30-354) - 1974-77
7.	347 - Eric Black (38-347) - 1987-90
8.	304 - Mark Palvino (48-304) - 1981-84
9.	286 - Ed Elze (45-286) - 1972-75
10.	267 - Ali Egeli (36-267) - 1995-98
Punt returns	
1.	81 - Tom Sheehan (81-617) - 1986-89
2.	80 - Douglas Middlebrook (80-579) - 1990-93
3.	58 - Kassim Howell (58-438) - 2000-03
4.	48 - Mark Palvino (48-304) - 1981-84
5.	45 - Ed Elze (45-286) - 1972-75
6.	44 - Ralph Gebhardt (44-542) - 1972-75
7.	38 - Eric Black (38-347) - 1987-90
8.	36 - Ali Egeli (36-267) - 1995-98
9.	30 - Bill Monroe (30-354) - 1974-77
10.	29 - R.J. Napadano (29-182) - 2007-10



Kyle Allegrini

Punt return TDs	
1.	2 - Brian Miga - 1968-69
2.	1 - Mike Rossi - 1986-89
	1 - Marty Lynch - 1985-86,88
	1 - Farid Adenuga - 2012-15
	1 - Tim Hamilton - 2004-07
	1 - Louis Trubiano - 1970-72
	1 - Jayme Hiratzka - 1996-99
	1 - Cleveland Cooper - 1994
	1 - Jeff Livingston - 1966
	1 - Mike LeFlore - 1992-95
	1 - Eric Black - 1987-90
	1 - Matthew Pisano - 2013-16
	1 - Bill Monroe - 1974-77
	1 - Dan Reynolds - 2008-09
	1 - Ralph Gebhardt - 1972-75

Average yards/punt return (min. 20 attempts)	
1.	14.11 - Andy Rape (27-381) - 2004-07
2.	12.32 - Ralph Gebhardt (44-542) - 1972-75
3.	11.80 - Bill Monroe (30-354) - 1974-77
4.	10.70 - Brian Miga (20-214) - 1968-69
5.	10.00 - Mike LeFlore (24-240) - 1992-95
6.	9.13 - Eric Black (38-347) - 1987-90
7.	7.84 - Mike Sondericker (25-196) - 2005-08
8.	7.62 - Tom Sheehan (81-617) - 1986-89
9.	7.55 - Kassim Howell (58-438) - 2000-03
10.	7.42 - Ali Egeli (36-267) - 1995-98

KICK RETURNS

Kick return yards	
1.	1397 - Kyle Allegrini (64-1397) - 2013-16
2.	1231 - Kassim Howell (58-1231) - 2000-03
3.	1217 - Mike Mott (59-1217) - 1996-99
4.	1197 - Willie Roberson (57-1197) - 2010-13
5.	1156 - Tom Sheehan (48-1156) - 1986-89
6.	1058 - Mike Sondericker (48-1058) - 2005-08
7.	955 - Nate Gibbons (37-955) - 2002-05
8.	930 - Dan Diaz (53-930) - 2017-19
9.	848 - Mark Palvino (47-848) - 1981-84
10.	804 - Douglas Middlebrook (33-804) - 1990-93
Kick returns	
1.	64 - Kyle Allegrini (64-1397) - 2013-16
2.	59 - Mike Mott (59-1217) - 1996-99
3.	58 - Kassim Howell (58-1231) - 2000-03
4.	57 - Willie Roberson (57-1197) - 2010-13
5.	53 - Dan Diaz (53-930) - 2017-19
6.	48 - Tom Sheehan (48-1156) - 1986-89
	48 - Mike Sondericker (48-1058) - 2005-08
8.	47 - Mark Palvino (47-848) - 1981-84
9.	44 - Isaac Standish (44-684) - 2000-03
10.	37 - Nate Gibbons (37-955) - 2002-05
Kick return TDs	
1.	3 - Andy Fornarola - 1975-78
	3 - Eric Black - 1987-90
3.	2 - Nate Gibbons - 2002-05
	2 - Jim Iannone - 1977-80
	2 - Tom Sheehan - 1986-89
6.	1 - Brian Ferris - 2000-03
	1 - Nick Fedorka - 2008-09
	1 - Mike Mott - 1996-99
	1 - Mike Sondericker - 2005-08
	1 - Kyle Allegrini - 2013-16
	1 - Willie Roberson - 2010-13
Average yards/kick return (min. 20 attempts)	
1.	34.95 - Eric Black (21-734) - 1987-90
2.	25.81 - Nate Gibbons (37-955) - 2002-05
3.	25.42 - Andy Fornarola (26-661) - 1975-78
4.	24.36 - Douglas Middlebrook (33-804) - 1990-93
5.	24.32 - Nick Fedorka (22-535) - 2008-09
6.	24.17 - Jim Iannone (30-725) - 1977-80
7.	24.08 - Tom Sheehan (48-1156) - 1986-89
8.	24.05 - Chris Lezano (22-529) - 2009-12
9.	22.96 - Andy Rape (24-551) - 2004-07
10.	22.81 - Michael Dermody (32-730) - 2002-05


Career Records

INTERCEPTION RETURNS

Interception return yards	
1.	411 - Ralph Gebhardt (34-411) - 1972-75
2.	234 - David Skonieczki (11-234) - 1968-70
3.	195 - John Loiacono (12-195) - 1980-83
4.	148 - Douglas Middlebrook (9-148) - 1990-93
5.	145 - Matt Stack (5-145) - 2005-08
6.	142 - Paul Singer (15-142) - 1966-68
7.	139 - Kobie Hamm (9-139) - 2009-12
8.	137 - Rob Kruty (10-137) - 1986-89
9.	130 - Michael Dermody (9-130) - 2002-05
10.	116 - Gary Ciarleglio (7-116) - 1985-88
Interceptions	
1.	34 - Ralph Gebhardt (34-411) - 1972-75
2.	15 - Paul Singer (15-142) - 1966-68
3.	12 - John Loiacono (12-195) - 1980-83
12	- Bill Monroe (12-115) - 1974-77
5.	11 - David Skonieczki (11-234) - 1968-70
11	- Gregory Sutton (11-80) - 1985-88
7.	10 - Rob Kruty (10-137) - 1986-89
8.	9 - Douglas Middlebrook (9-148) - 1990-93
9	- Kobie Hamm (9-139) - 2009-12
9	- Michael Dermody (9-130) - 2002-05
9	- Andy Rape (9-106) - 2004-07
9	- John Danieu (9-84) - 1984-87
9	- Nick Colucci (9-52) - 1977-80
9	- Scott Rosenberg (9-49) - 1985-88
9	- Erik Young (9-21) - 1987-90
Interception return TDs	
1.	3 - Ralph Gebhardt - 1972-75
2.	2 - Matt Stack - 2005-08
2	- Brendan Pidgeon - 2009-12
2	- Jim Milks - 2004-07
2	- David Skonieczki - 1968-70
6.	1 - 23 players

FUMBLE RETURNS

Fumble return yards	
1.	87 - Matthew Pisano (1-87) - 2013-16
2.	85 - Chris Pesota (1-85) - 2007-10
3.	68 - Tony Ortega (2-68) - 2010-13
4.	52 - Matt Kelley (1-52) - 2001-04
5.	50 - Nick Petruzzello (1-50) - 2018-19, 21
6.	43 - Jayme Hiratzka (1-43) - 1996-99
43	- Marcel Pomerleau (1-43) - 1998-01
8.	41 - Kassim Howell (1-41) - 2000-03
9.	39 - David Wolff (2-39) - 2013-16
10.	37 - Frank Earley (2-37) - 1990-93
Fumble returns	
1.	2 - Tony Ortega (2-68) - 2010-13
2	- David Wolff (2-39) - 2013-16
2	- Frank Earley (2-37) - 1990-93
2	- Ryall Carroll (2-26) - 1993-95,97
2	- Brian Flynn (2-5) - 1987-89,93-97
6.	1 - 31 players
Fumble return TDs	
1.	1 - Colin Woods - 2013-16
1	- Nick Fillion - 2008-11
1	- Matt Kelley - 2001-04
1	- Michael Dermody - 2002-05
1	- Chris Pesota - 2007-10
1	- Matthew Pisano - 2013-16
1	- Brian Flynn - 1987-89
1	- Jeff Leslie - 2002-05
1	- David Wolff - 2013-16
1	- Elliot Kerr - 1995-97
1	- Kassim Howell - 2000-03
1	- Marcel Pomerleau - 1998-01
1	- Frank Earley - 1990-93
1	- Brian Flynn - 1993-97
1	- Nick Petruzzello - 2018-19, 21



Ralph Gebhardt



Dennis Braniecki



Mike Rossi



Chris Johnston

Career Records

DEFENSE (tackles stats from 1981 on)

Total tackles	
1.	473 - Gary Ciarleglio (232-241) - 1985-88
2.	389 - Brian Kowalski (180-209) - 1998-01
3.	365 - Lance Ramer (182-183) - 1997-00
4.	350 - Pete Elliott (165-185) - 1984-87
5.	308 - Tony Ortega (232-76) - 2010-13
6.	302 - Douglas Middlebrook (162-140) - 1990-93
7.	294 - Mike Rossi (145-149) - 1986-89
8.	281 - Eric Thurley (153-128) - 1994-97
9.	278 - Brian Laudadio (169-109) - 1988-92
10.	263 - Matt Simon (123-140) - 2002-05
Unassisted tackles	
1.	232 - Gary Ciarleglio (232-241) - 1985-88
	232 - Tony Ortega (232-76) - 2010-13
3.	182 - Lance Ramer (182-183) - 1997-00
4.	180 - Brian Kowalski (180-209) - 1998-01
5.	169 - Brian Laudadio (169-109) - 1988-92
6.	168 - Zach Cicero (168-50) - 2010-13
7.	167 - Thomas Marone (167-88) - 2012-15
8.	165 - Pete Elliott (165-185) - 1984-87
9.	162 - Douglas Middlebrook (162-140) - 1990-93
10.	153 - Eric Thurley (153-128) - 1994-97
Assisted tackles	
1.	241 - Gary Ciarleglio (232-241) - 1985-88
2.	209 - Brian Kowalski (180-209) - 1998-01
3.	185 - Pete Elliott (165-185) - 1984-87
4.	183 - Lance Ramer (182-183) - 1997-00
5.	149 - Mike Rossi (145-149) - 1986-89
6.	140 - Matt Simon (123-140) - 2002-05
	140 - Douglas Middlebrook (162-140) - 1990-93
8.	129 - Jeff Smith (132-129) - 1996-99
9.	128 - Rick Milham (130-128) - 1981-84
	128 - Eric Thurley (153-128) - 1994-97



Tony Ortega


Tackles for loss	
1.	45.0 - Brian Kowalski (39-12/126) - 1998-01
2.	43.0 - Lance Ramer (41-4/246) - 1997-00
	43.0 - Chris Bickford (40-6/175) - 2008-11
4.	41.0 - Geoffrey Long (39-4/232) - 1990-93
5.	39.5 - Brian Laudadio (39-1/177) - 1988-92
6.	37.0 - Sam Snowden (32-10/158) - 2000-03
7.	31.0 - Matt Simon (27-8/155) - 2002-05
8.	30.5 - Tony Ortega (30-1/103) - 2010-13
9.	29.5 - Chris Haarstick (25-9/159) - 1997-00
10.	29.0 - Matt Gregoire (28-2/164) - 1986-89
Yards from tackles for loss	
1.	246 - Lance Ramer (41-4/246) - 1997-00
2.	232 - Geoffrey Long (39-4/232) - 1990-93
3.	177 - Brian Laudadio (39-1/177) - 1988-92
4.	175 - Chris Bickford (40-6/175) - 2008-11
5.	164 - Matt Gregoire (28-2/164) - 1986-89
6.	159 - Chris Haarstick (25-9/159) - 1997-00
7.	158 - Sam Snowden (32-10/158) - 2000-03
8.	155 - Matt Simon (27-8/155) - 2002-05
9.	129 - Cornelius Johnson (26-4/129) - 1993-96
10.	127 - Dennis Braniecki (17-4/127) - 1987-90

Quarterback sacks	
1.	29.0 - Lance Ramer (28-2/215) - 1997-00
2.	26.0 - Geoffrey Long (25-2/145) - 1990-93
3.	17.5 - Matt Gregoire (17-1/126) - 1986-89
	17.5 - Chris Bickford (16-3/101) - 2008-11
	17.5 - Brian Laudadio (17-1/120) - 1988-92
6.	15.0 - Jason Goeller (14-2/78) - 2003-06
7.	14.5 - Chris Haarstick (13-3/110) - 1997-00
8.	13.5 - Matt Simon (13-1/111) - 2002-05
9.	13.0 - Mike Rossi (13-0/87) - 1986-89
10.	12.0 - Robert Brown (12-0/81) - 1990-93
Yards from sacks	
1.	215 - Lance Ramer (28-2/215) - 1997-00
2.	145 - Geoffrey Long (25-2/145) - 1990-93
3.	126 - Matt Gregoire (17-1/126) - 1986-89
4.	120 - Brian Laudadio (17-1/120) - 1988-92
5.	111 - Matt Simon (13-1/111) - 2002-05
6.	110 - Chris Haarstick (13-3/110) - 1997-00
7.	104 - Sam Snowden (10-4/104) - 2000-03
8.	101 - Chris Bickford (16-3/101) - 2008-11
9.	87 - Cornelius Johnson (11-1/87) - 1993-96
	87 - Mike Rossi (13-0/87) - 1986-89
Fumbles forced	
1.	9 - Ed Dauphin - 2007-10
2.	8 - Brian Laudadio - 1988-92
3.	6 - Chris Bickford - 2008-11
	6 - Gary Ciarleglio - 1985-88
5.	5 - Brendan Pidgeon - 2009-12
	5 - Mike Rossi - 1986-89
7.	4 - Jeff Leslie - 2002-05
	4 - Douglas Middlebrook - 1990-93
	4 - Cornelius Johnson - 1993-96
	4 - Matt Mender - 2012-15
	4 - Carmine Casale - 2002-05
	4 - R.J. Borgolini - 2012-15
	4 - Kassim Howell - 2000-03
	4 - James Barrett - 2011-14
	4 - Caden Cole - 2018-19, 21



Chris Bickford

Fumbles recovered	
1.	9 - Lance Ramer - 1997-00
2.	7 - Mike Rossi - 1986-89
3.	6 - Dan Malone - 1988-91
4.	5 - David Wolff - 2013-16
	5 - Matt Gregoire - 1986-89
	5 - Frank Earley - 1990-93
	5 - Joe Sebastianelli - 1981-84
8.	4 - Michael Dermody - 2002-05
	4 - Matt Simon - 2002-05
	4 - Tony Ortega - 2010-13
	4 - Dom Strada - 1985-88
	4 - Dennis Braniecki - 1987-90
	4 - Buck Pederzoli - 2000-03
	4 - Pete Elliott - 1984-87
	4 - Dave McVicker - 1979-82
	4 - Sam Snowden - 2000-03
	4 - Geoffrey Long - 1990-93
	4 - Cainaan Webb - 2008-11
Passes defended	
1.	42 - John Loiacono (30 brup, 12 int) - 1980-83
2.	40 - Gregory Sutton (29 brup, 11 int) - 1985-88
3.	39 - John Danieu (30 brup, 9 int) - 1984-87
4.	37 - Jamar Spencer (30 brup, 7 int) - 1991-93
5.	35 - Michael Dermody (26 brup, 9 int) - 2002-05
6.	34 - Ralph Gebhardt (0 brup, 34 int) - 1972-75
7.	33 - Jason Merchant (27 brup, 6 int) - 1993-96
	33 - Erik Young (24 brup, 9 int) - 1987-90
9.	31 - Dom Strada (24 brup, 7 int) - 1985-88
10.	30 - Kassim Howell (23 brup, 7 int) - 2000-03
Blocked kicks	
1.	4 - Bill Campi - 2008-11
	4 - Jeff Smith - 1996-99
3.	3 - Scott Rosenberg - 1985-88
	3 - Sam Snowden - 2000-03
	3 - Bradley Beckwith - 2019, 21
	3 - Sean Simpson - 2005-08
7.	2 - Matt Gregoire - 1986-89
	2 - Zach Cicero - 2010-13
	2 - Max Berger - 2013-16
	2 - Chris Merenich - 2012-15
	2 - Dan Yeager - 1987-89
	2 - John Walsh - 1961-62
	2 - Devin Woodyard - 2016-19



Douglas Middlebrook

UNIVERSITY TRAVEL?

LET US BECOME YOUR

Home away from home

EVERYTHING YOU NEED AND SO MUCH MORE.

There is something special and distinctive when you stay at Staybridge Suites® hotels. That's because we get what it takes to make you feel more comfortable, connected, and welcome.

Whether you are here for a quick visit, relocating your student, or enjoying a sports event, our goal is to make you feel at home.


**BOOK YOUR STAY
WITH A 10%
DISCOUNT AT:**

www.StayUR.com

**OR SCAN WITH YOUR
PHONE:**



STAYBRIDGE
SUITES
AN IHG® HOTEL



UNIVERSITY of
ROCHESTER



Location

Nestled in the banks of the scenic Genesee River, and just across from the river campus, easily accessible via foot bridge.

Just a 10-15 minute drive to most local attractions like the Strong Museum of Play & The George Eastman House. Easy access to Rochester International Airport.

Suite Types

Studio
One-Bedroom
Two-Bedroom

Amenities

- Fully Equipped Kitchens
- Full Hot Breakfast Buffet
- Large Work Space
- Free Wi-Fi Everywhere
- 24/7 Complimentary Laundry
- 24/7 Fitness Center
- Outdoor Grill
- 24/7 Pantry
- Free Parking
- Pet-Friendly
- Free Public Boating Dock

Staybridge Suites | Rochester/University
1000 Genesee Street, Rochester, NY 14611

Gus Jausen-Woodruff
Director of Sales

gjausen-woodruff@HamisterHospitality.com | 585.613.3400



226 Mendon-Ionia Rd
(585) 624-3770 ext. 210
MendonGolfClub.com

- Extraordinary Course Conditions
- Access to Other Private Clubs
- Awesome Junior Camps
- No Assessments or Restaurant Minimums
- No Extra Charge for Driving Range, Locker, or Bag Storage
- Prime Dates for Golf Outings Still Available

Proud to Have Hosted...

Multiple US Open Qualifiers
Multiple US Amateur Qualifiers
2016 NCAA Div. III Championship

Mendon Golf Club

NEW MEMBER SPECIAL

20% OFF
Annual Membership

Save \$100s of Dollars!

New Member Special offer expires 3/31/23 (after this date offer is no longer valid)

All New Members Receive

Free
POOL & TENNIS
PRIVILEGES

With No Charge For The
2023 Season

Rochester's Best Value for a Private Club!

MendonGolfClub.com

The Department of Athletics and Recreation



George VanderZwaag
Director of Athletics



Jane Possee
Associate Director -
Recreation



Terry Gurnett
Associate Director -
Advancement



Kris Shanley
Associate Director -
Facilities/SWA



Julie Piccirillo
Admin. & Business
Operations Manager



Morgan Stout
Varsity Operations
Manager



Sam Albert
Director of Track &
Field/Cross Country



Wendy Andreatta
Field Hockey



Chris Apple
Men's Soccer



Harry Campbell
Athletic Trainer



Shauny Caruso
Athletic Trainer



Tracey DeMersman
Reservation/Rentals
Coordinator



Luke Flockerzi
Men's Basketball



Barbara Hartwig
Asst. Director of Track
& Field



Mercedes Ingram
Athletic Trainer



Jessica Innis
Business Manager



Ladi Iya
Women's Volleyball



Chad Martinovich
Football



Matt Nielsen
Men's/Women's Tennis



Eddie Novara
Cross Country



Caitlin O'Brien
Athletic Trainer



Dan Provenzano
Equipment Manager



Joe Reina
Baseball



Carly Ritchlin
Women's Lacrosse



Ari Ross
Asst. Director of Athletic
Communications



Eric Rozen
Head Athletic Trainer



Scott Sabocheck
Director of Athletic
Communications



Jim Scheible
Women's Basketball



Serra Sevenler
Director of Rowing



Ashley Van Vechten
Women's Soccer



Dan Wesley
Golf



Emily Wylam
Swimming & Diving



Mario Yanez Tapia
Squash



Margaret Yerdon-Grange
Softball

Ranked in the **Top 25** colleges
for food in America for
2 years running.



The Brian F. Prince Athletic Complex



The Brian F. Prince Athletic Complex was made possible by the leadership, support, and generosity of Brian F. Prince, BS '86, MBA '89, in honor of his parents Richard J. Prince and Christine L. Prince and in hope that all who strive here will gain the strength and confidence his parents lovingly bestowed upon him.

The Prince Complex encompasses all of Rochester's state-of-the-art outdoor athletic facilities on the River Campus, including Fauver Stadium, Towers Field, the Lyman Outdoor Tennis Center and North Field practice facility. Fauver Stadium also has a renovated media suite and press box to aid in the expanding communication needs of the Yellowjacket teams.

Also, included in the project is the newly constructed Boehning Varsity House which occupies the bottom two floors of Genesee Hall, a new first-year residence at the south end of Fauver Stadium.

Within the Boehning Varsity House, UR's outdoor athletic teams have dedicated locker rooms and a top-of-the-line sports medicine suite at their disposal with a more expansive equipment room and additional student lounge spaces available.

Combined with the Goergen Athletic Center, the Prince Athletic Complex provides all Rochester student-athletes with some of the finest athletic facilities in the country.



2022 University of Rochester Yellowjackets



Row 1: Ryan Eamer, Joey Moore, Ryan Lombardi, Josh Stams, Xavier Green, Ryan Pasquali, Eddie Niles, Bradley Beckwith, Nick Annechino, Ricky Todd, Tom Heslin, Abdul Bah, Tommy Wunder, Shane Bombace. **Row 2:** Carter Forbes, Noah Braid, Braydon Bush, Caden Cole, Adam Huewe, Seif Awad, Yianni Koutsofavas, Matthew Berceci, Jack Pettit, Tom Tommaso, Faizan Munir, Ammon Jordan, Ethan Hunt, Carter Ackman. **Row 3:** Luke Herter, Jake Snyder, Ryan Van Diver, Joe Marcello, Happy Chane, Geoff Doyle, Dan Shaughnessy, Nolan Ragland, Braden Greif, Peyton Monaco, Simon Weeren, Andy Kristian, Daniel Papantonis, Ryan Cacace. **Row 4:** Mason Heath-Alford, Jordy Tawa, Sonny Capriola, Sam Bawden, Matt Sommer, Jack Todd, Will Vamey, Trey Johnson, Jackson Sohn, Joe DeBonis, J.B. Mills, Dylan Rykert, Gavin James-Dues. **Row 5:** Leo Liang, Jack Garbatowitz, T.J. Taylor, Jackson Kane, Aidan Francis, Muk Suleman, Heath Bostick, Keyden Snow, Kevin Fobare, Alec Berceci, Luke Wilson, Ryan Rose, Gabe Baez. **Row 6:** Dylan Rattet, Andy Talone, Zac Meachem, Darian Parker, Jordan Laudani, Aiden Lovelace, Youssef Awad, Julian Noble, Grant Lowery, Nyme Hussain, Anthony Pucciarelli, Jack Yensel, Kolbe Freney, Daniel Santos. **Row 7:** Aidan Papantonis, Tyler Robinson, Judah Thomas, Jay Zheng, Lucas Villanueva, Nate Mills, Victor Little, Paul Liang, J.T. Monahan, Jared Lauri, Alexander Tchir, Alex Wing, Jake Adelmann. **Row 8:** Scott Sabocheck (Athletic Communications), Justin Bosch, Jason Henshaw, Chris Sapp, Chad Martinovich, Vaughn Nichols-Taylor, Randi Moore, Harry Campbell (Athletic Trainer). (Photo by Jamie Germano)

WEST HERR

NEW YORK

Proudly serving the Rochester area since 2010



FREE TRANSFERS
BUF → ROC

YOUR NEW VEHICLE, YOUR WAY

We will build the vehicle you are looking for and **order it custom, just for you!**

-OR-

3,000+
Pre-Owned Vehicles



+ 1,900+ new vehicles already in stock

With free, **no obligation**, transfers to **ANY** of our locations!

BMW of Rochester



Mercedes-Benz of Rochester



West Herr Ford of Rochester



West Herr Chrysler Dodge Jeep Ram Fiat of Rochester



West Herr Toyota of Canandaigua



West Herr Toyota of Rochester



West Herr Subaru of Brockport



West Herr Ford of Webster



West Herr Honda of Canandaigua



West Herr Chevrolet of Rochester



West Herr Mazda of Canandaigua



westherr.com



BARNES & NOBLE

UNIVERSITY OF ROCHESTER

YELLOWJACKETS, GEAR UP FOR GAMEDAY!



UROCHESTER.BNCOLLEGE.COM

1305 Mt. Hope Avenue, Rochester, NY 14620 • (585) 275-4012